

Weekly SLA Customer Report

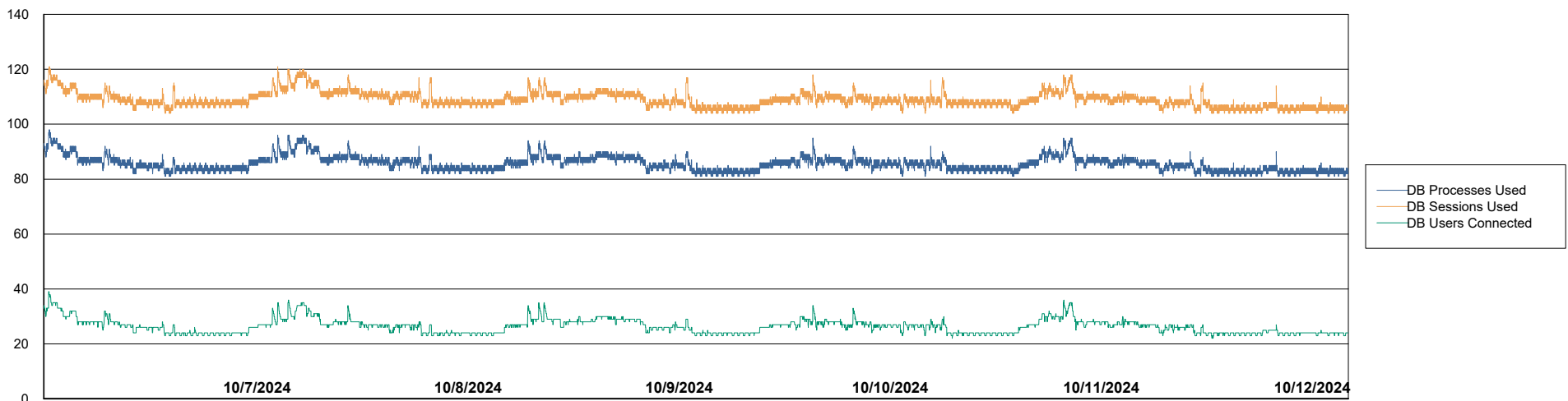
Customer RAS_Production
 Database ID 189



Harddisk Usage RAS_PRD_NEDLIN-ST-APP01

	Free disk space on C: (%)	Total disk space on C: (Gb)	Used disk space on C: (Gb)	Free disk space on D: (%)	Total disk space on D: (Gb)	Used disk space on D: (Gb)	Free disk space on E: (%)	Total disk space on E: (Gb)	Used disk space on E: (Gb)
10/12/2024	35	249	161	23	310	240	75	100	25
10/11/2024	36	249	160	23	310	239	75	100	25
10/10/2024	37	249	157	23	310	239	74	100	26
10/9/2024	37	249	156	23	310	239	74	100	26
10/8/2024	38	249	155	23	310	239	74	100	26
10/7/2024	38	249	155	23	310	239	75	100	25
10/6/2024	38	249	155	23	310	239	74	100	26

Database Performance RAS_PRD_NEDLIN-ST-APP01_ABS1



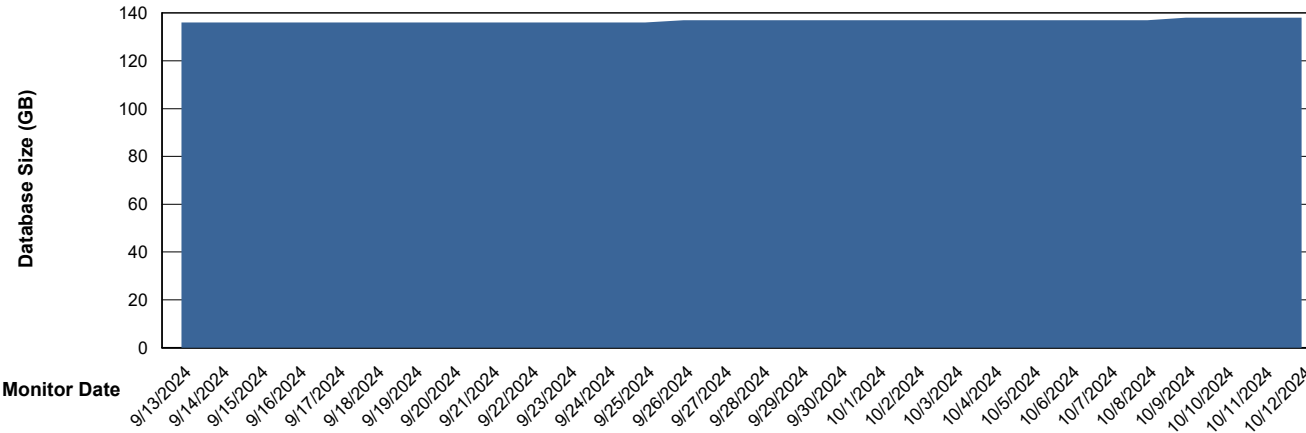
Weekly SLA Customer Report

Customer RAS_Production
 Database ID 189



DATABASE SIZE RAS_PRD_NEDLIN-ST-APP01_ABS1

Database growth over last month



Database Tablespace RAS_PRD_NEDLIN-ST-APP01_ABS1

Date	Tablespace Name	Filesize (Gb)	Usedsize (Gb)	Percentage free
10/12/2024	ABSDATA	60	36	40
	INDX	128	92	28
10/11/2024	ABSDATA	60	36	40
	INDX	128	92	28
10/10/2024	ABSDATA	60	36	40
	INDX	128	92	28
10/9/2024	ABSDATA	60	36	40
	INDX	128	92	28
10/8/2024	ABSDATA	60	36	40
	INDX	128	92	28
10/7/2024	ABSDATA	60	36	40
	INDX	128	92	28
10/6/2024	ABSDATA	60	36	40
	INDX	128	91	29

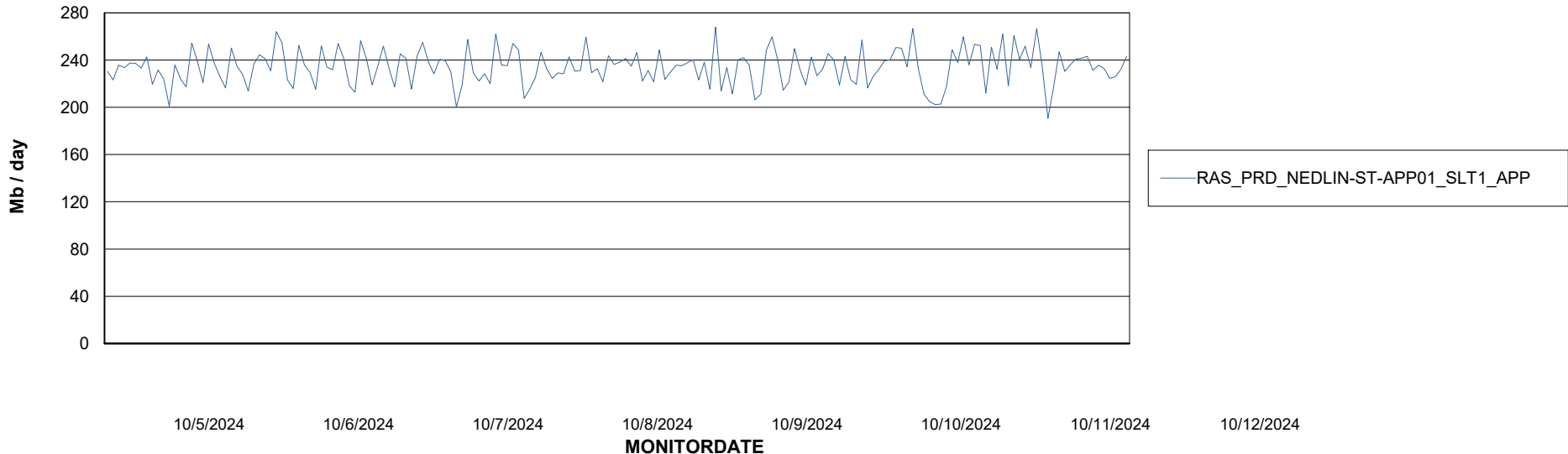
Weekly SLA Customer Report

Customer RAS_Production
Database ID 189

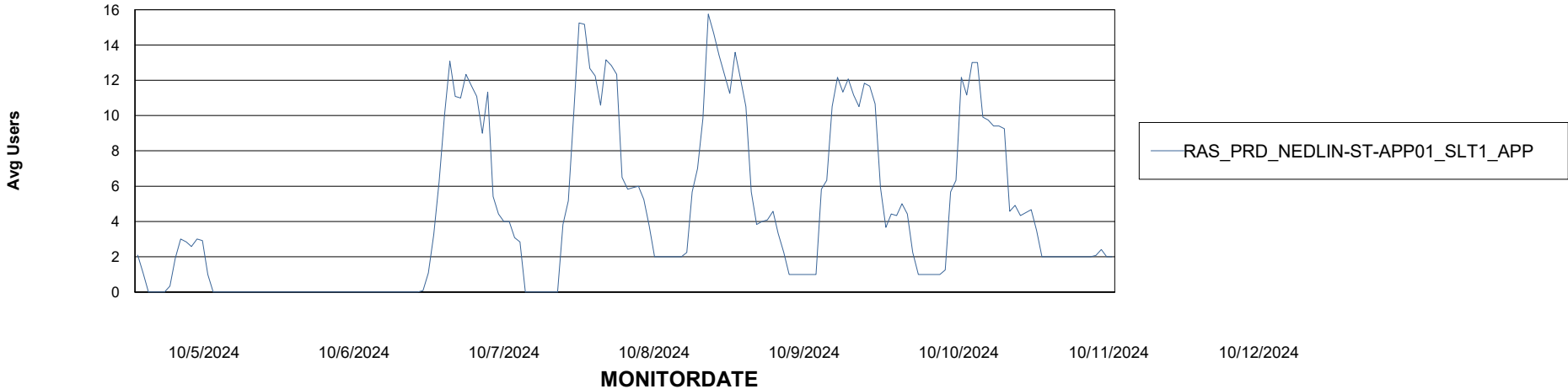


ABSSolute Application Server Services

Avg memory used per ABS Server Service



Avg users per day per ABS server



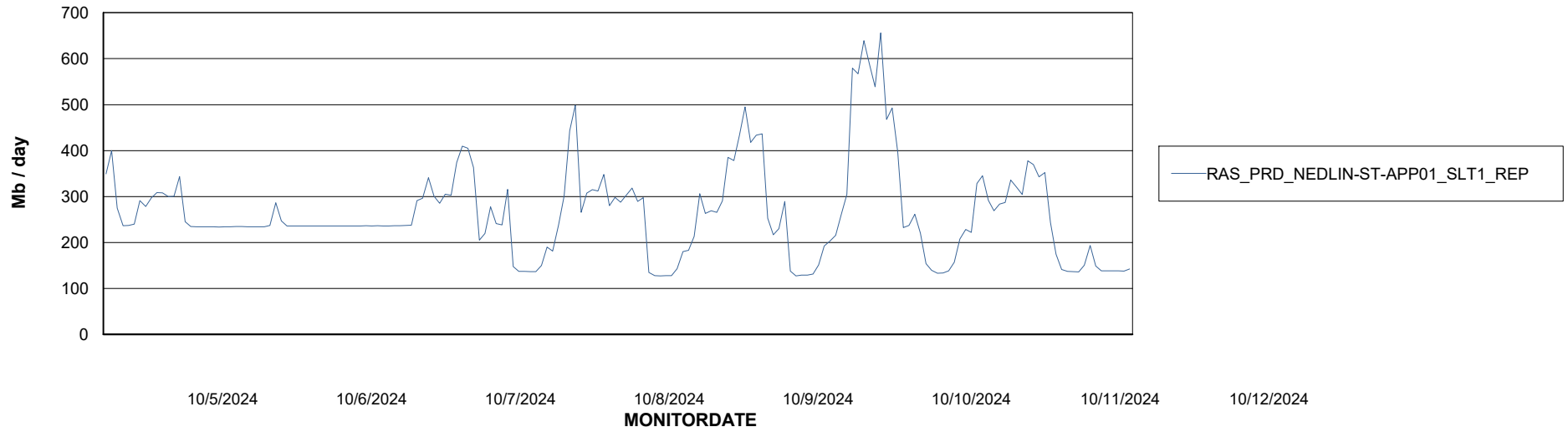
Weekly SLA Customer Report

Customer RAS_Production
Database ID 189



ABSSolute Application ReportServer Services

Avg memory used per ReportServer Service



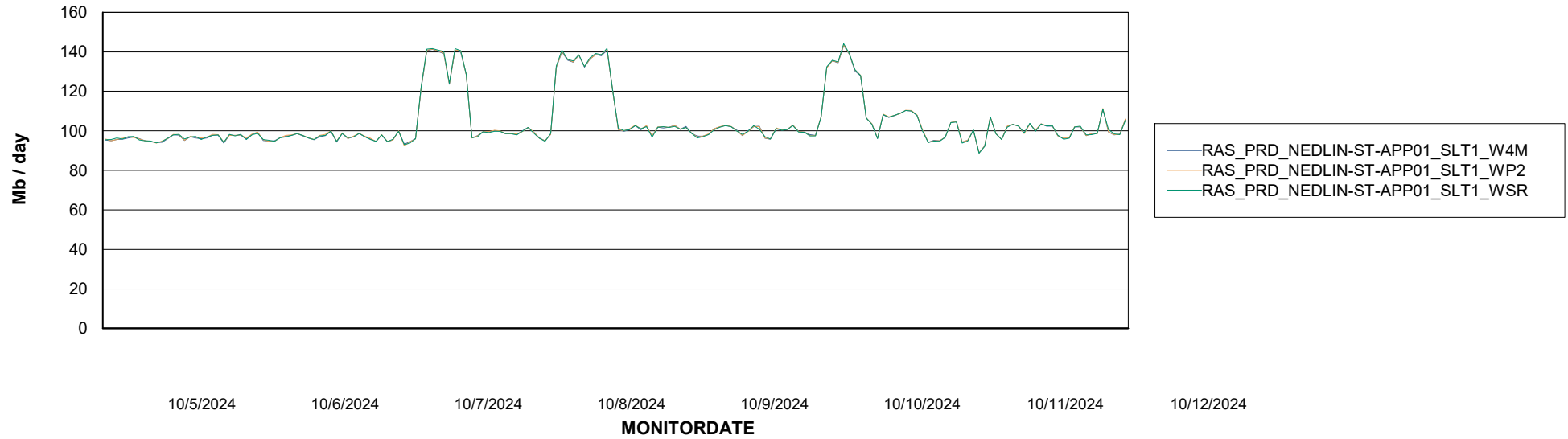
Weekly SLA Customer Report

Customer RAS_Production
Database ID 189



ABSSolute Web Component Services

Avg memory used per ABS Web component



Weekly SLA Customer Report

Customer RAS_Production
Database ID 189



Disaster per ABS component

