

Weekly SLA Customer Report

Customer LLG_Production
 Database ID 148



Harddisk Usage LLG_ABSAPPS01

	Free disk space on C: (%)	Total disk space on C: (Gb)	Used disk space on C: (Gb)	Free disk space on D: (%)	Total disk space on D: (Gb)	Used disk space on D: (Gb)
10/12/2024	88	500	59	98	393	8
10/11/2024	88	500	59	98	393	8
10/10/2024	88	500	59	98	393	8
10/9/2024	88	500	59	98	393	8
10/8/2024	88	500	59	98	393	8
10/7/2024	88	500	60	98	393	8
10/6/2024	88	500	60	98	393	8

Harddisk Usage LLG_ABSApps02

	Free disk space on C: (%)	Total disk space on C: (Gb)	Used disk space on C: (Gb)	Free disk space on D: (%)	Total disk space on D: (Gb)	Used disk space on D: (Gb)
10/12/2024	91	500	43	96	393	15
10/11/2024	91	500	43	96	393	15
10/10/2024	91	500	43	96	393	15
10/9/2024	91	500	43	96	393	15
10/8/2024	91	500	43	96	393	15
10/7/2024	91	500	43	96	393	15
10/6/2024	91	500	43	96	393	15

Weekly SLA Customer Report

Customer LLG_Production
 Database ID 148



Harddisk Usage LLG_ABSBI01

	Free disk space on C: (%)	Total disk space on C: (Gb)	Used disk space on C: (Gb)	Free disk space on D: (%)	Total disk space on D: (Gb)	Used disk space on D: (Gb)
10/12/2024	84	446	73	91	2,681	248
10/11/2024	84	446	73	91	2,681	248
10/10/2024	84	446	73	91	2,681	248
10/9/2024	84	446	73	91	2,681	248
10/8/2024	84	446	73	91	2,681	248
10/7/2024	84	446	73	91	2,681	248
10/6/2024	84	446	73	91	2,681	250

Harddisk Usage LLG_ABSDB01

	Free disk space on C: (%)	Total disk space on C: (Gb)	Used disk space on C: (Gb)	Free disk space on D: (%)	Total disk space on D: (Gb)	Used disk space on D: (Gb)	Free disk space on E: (%)	Total disk space on E: (Gb)	Used disk space on E: (Gb)
10/12/2024	89	446	51	71	1,605	464	69	1,077	338
10/11/2024	89	446	51	71	1,605	464	69	1,077	337
10/10/2024	89	446	51	71	1,605	464	69	1,077	337
10/9/2024	89	446	51	72	1,605	455	69	1,077	337
10/8/2024	89	446	51	72	1,605	452	69	1,077	337
10/7/2024	88	446	55	72	1,605	452	66	1,077	366
10/6/2024	87	446	56	72	1,605	452	62	1,077	406

Weekly SLA Customer Report

Customer LLG_Production
Database ID 148



Harddisk Usage LLG_ABSDB02

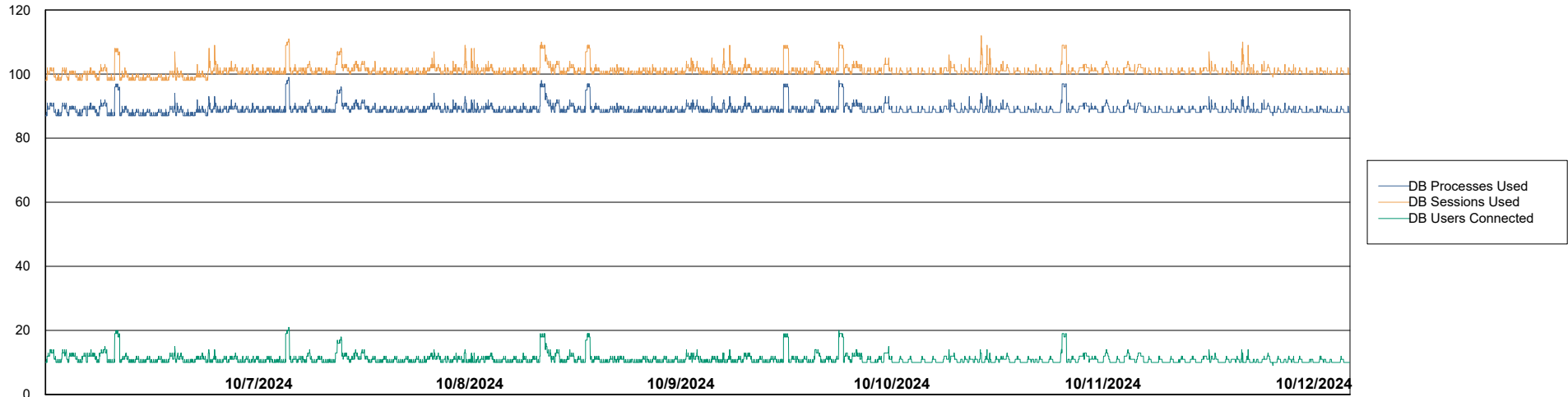
	Free disk space on C: (%)	Total disk space on C: (Gb)	Used disk space on C: (Gb)	Free disk space on D: (%)	Total disk space on D: (Gb)	Used disk space on D: (Gb)	Free disk space on E: (%)	Total disk space on E: (Gb)	Used disk space on E: (Gb)
10/12/2024	56	446	198	63	1,605	595	100	1,077	3
10/11/2024	56	446	198	63	1,605	595	100	1,077	2
10/10/2024	56	446	197	64	1,605	575	89	1,077	117
10/9/2024	56	446	197	64	1,605	583	84	1,077	177
10/8/2024	56	446	197	64	1,605	583	84	1,077	175
10/7/2024	57	446	193	64	1,605	583	84	1,077	177
10/6/2024	58	446	186	64	1,605	583	97	1,077	35

Weekly SLA Customer Report

Customer LLG_Production
Database ID 148



Database Performance LLG_ABSBI01_BI_PROD_ABS1



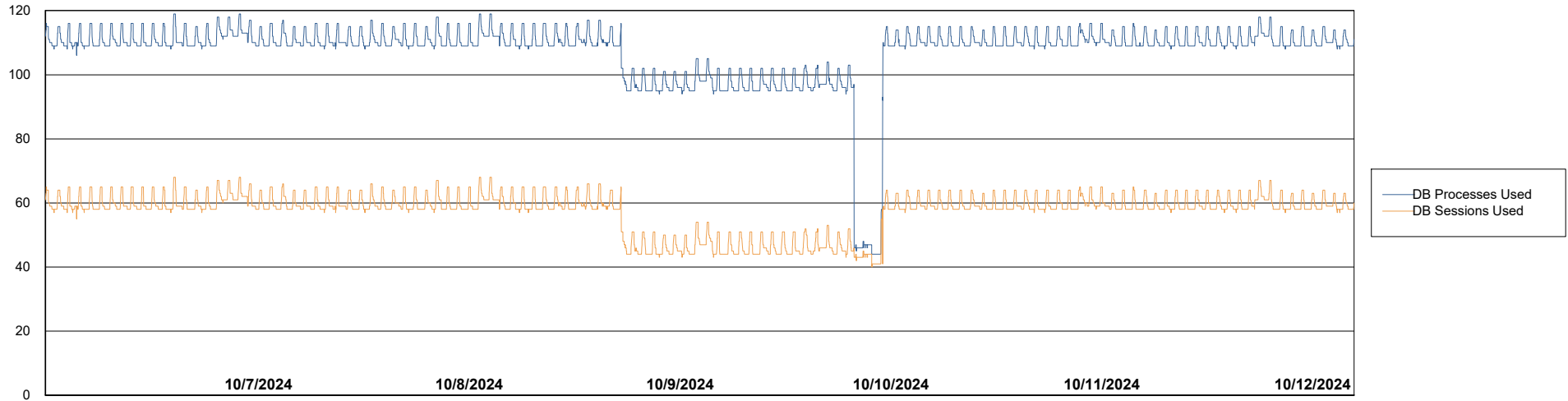
Weekly SLA Customer Report

Customer LLG_Production
Database ID 148



Database Performance LLG_ABSDB02_PROD_HSBABS1

DB Processes Max 0
DB Processes Max 4
DB Processes Max 300

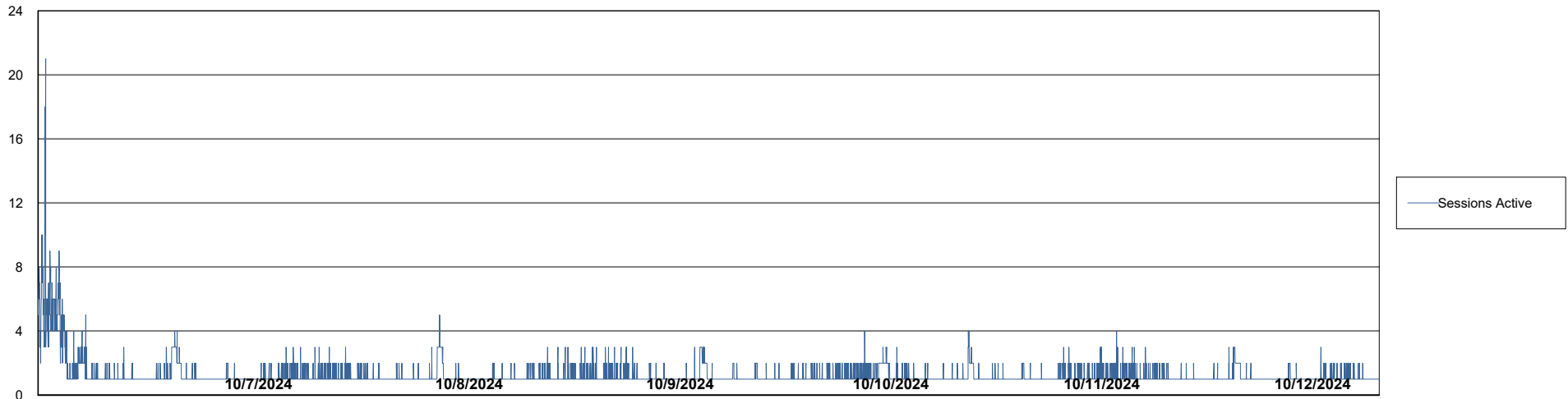
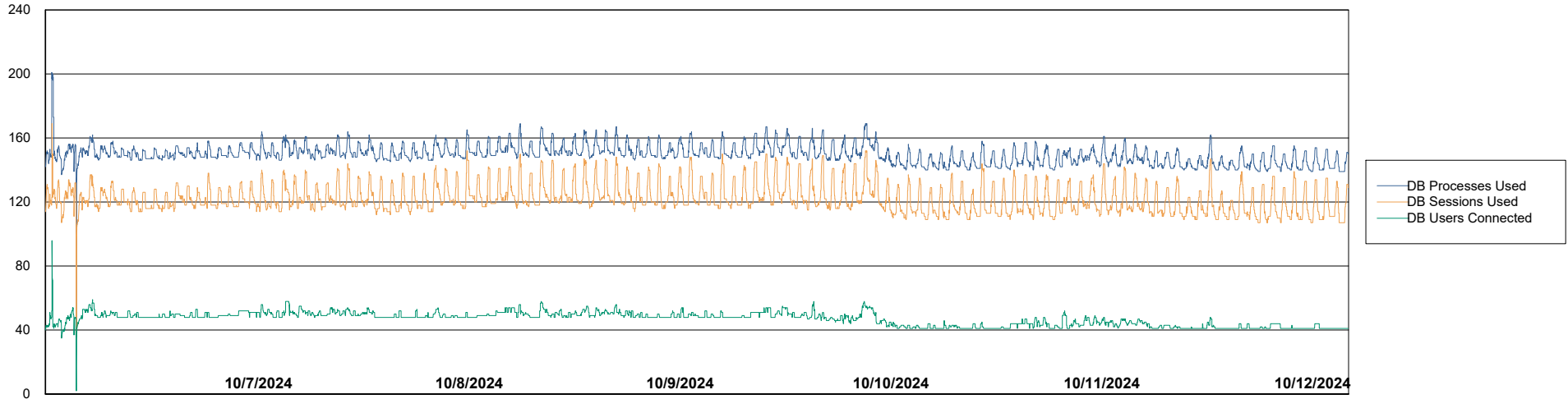


Weekly SLA Customer Report

Customer LLG_Production
Database ID 148



Database Performance LLG_ABSDB1_PROD_ABS1



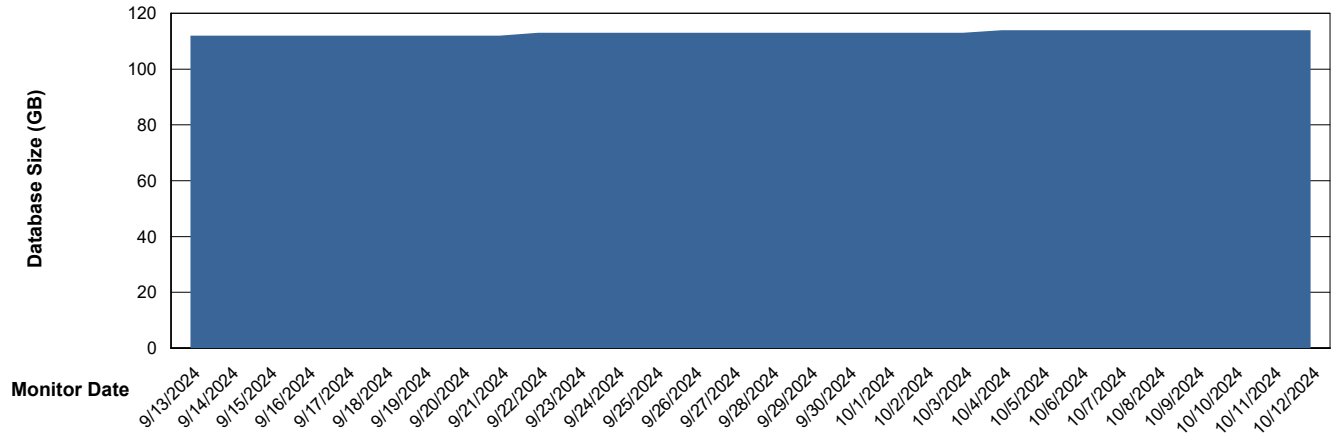
Weekly SLA Customer Report

Customer LLG_Production
Database ID 148



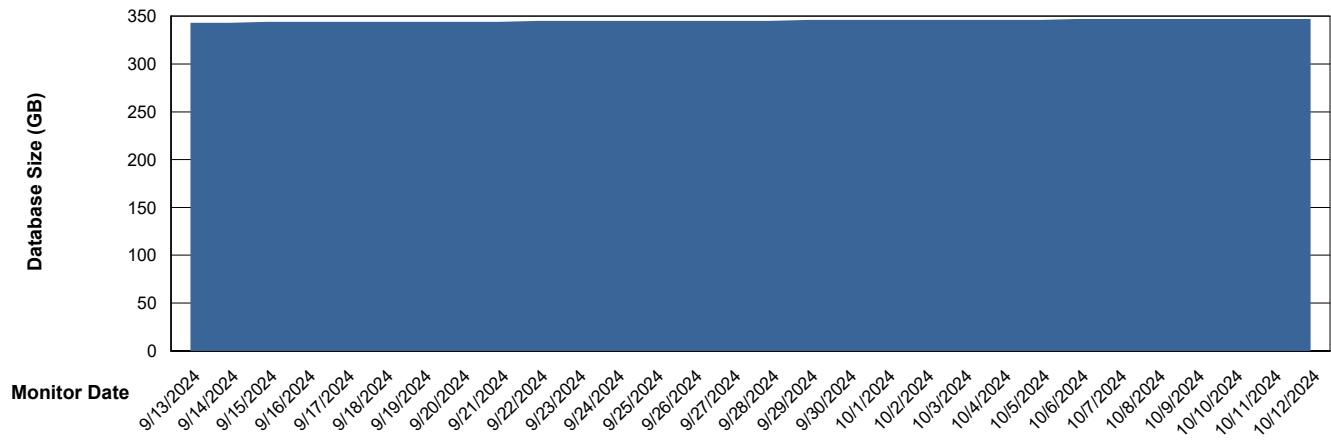
DATABASE SIZE LLG_ABSBI01_BI_PROD_ABS1

Database growth over last month



DATABASE SIZE LLG_ABSDB1_PROD_ABS1

Database growth over last month



Weekly SLA Customer Report

Customer LLG_Production
 Database ID 148



Database Tablespace LLG_ABSBI01_BI_PROD_ABS1

Date	Tablespace Name	Filesize (Gb)	Usedsize (Gb)	Percentage free
10/12/2024	ABSDATA	64	47	27
	INDX	72	59	18
10/11/2024	ABSDATA	64	47	27
	INDX	72	59	18
10/10/2024	ABSDATA	64	47	27
	INDX	72	59	18
10/9/2024	ABSDATA	64	47	27
	INDX	72	59	18
10/8/2024	ABSDATA	64	47	27
	INDX	72	59	18
10/7/2024	ABSDATA	64	47	27
	INDX	72	59	18
10/6/2024	ABSDATA	64	47	27
	INDX	72	59	18

Weekly SLA Customer Report

Customer LLG_Production
 Database ID 148



Database Tablespace LLG_ABSDB1_PROD_ABS1

Date	Tablespace Name	Filesize (Gb)	Usedsize (Gb)	Percentage free
10/12/2024	ABSDATA	178	142	20
	INDX	235	190	19
10/11/2024	ABSDATA	178	142	20
	INDX	235	190	19
10/10/2024	ABSDATA	178	142	20
	INDX	235	190	19
10/9/2024	ABSDATA	178	142	20
	INDX	235	190	19
10/8/2024	ABSDATA	178	142	20
	INDX	224	190	15
10/7/2024	ABSDATA	178	142	20
	INDX	224	190	15
10/6/2024	ABSDATA	178	142	20
	INDX	224	190	15

BI Status and last ETL error for LLG_ABSBI01_BI_PROD_ABS1

	Mon 7/10/2024	Tue 8/10/2024	Wed 9/10/2024	Thu 10/10/2024	Fri 11/10/2024	Sat 12/10/2024
ABS DataWarehouse ETL Health	OK	OK	OK	OK	OK	OK
ABS DWHStaging ETL Health	OK	OK	OK	OK	OK	OK

Weekly SLA Customer Report

Customer LLG_Production
 Database ID 148



BI last ETL error for	LLG_ABSBI01_BI_PROD_ABS1
-----------------------	--------------------------

Wed, 9-10-2024	None
Mon, 7-10-2024	None
Sat, 12-10-2024	None
Thu, 10-10-2024	None
Sun, 6-10-2024	None
Tue, 8-10-2024	None
Wed, 9-10-2024	None
Tue, 8-10-2024	None
Fri, 11-10-2024	None
Sun, 6-10-2024	None
Fri, 11-10-2024	None
Sat, 12-10-2024	None
Mon, 7-10-2024	None
Thu, 10-10-2024	None

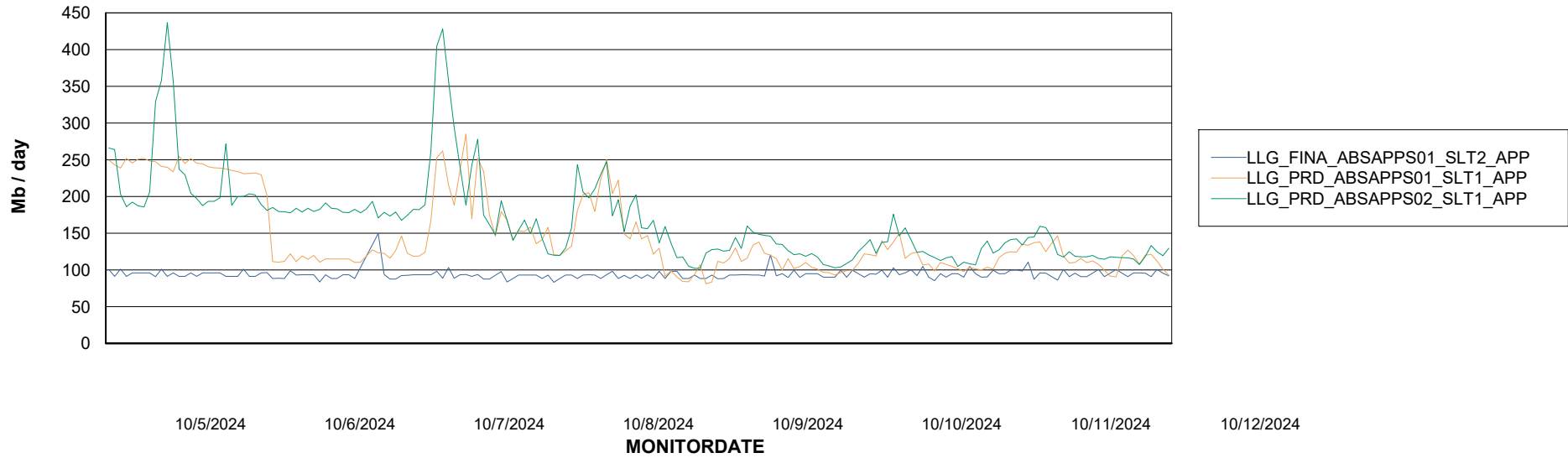
Weekly SLA Customer Report

Customer LLG_Production
Database ID 148

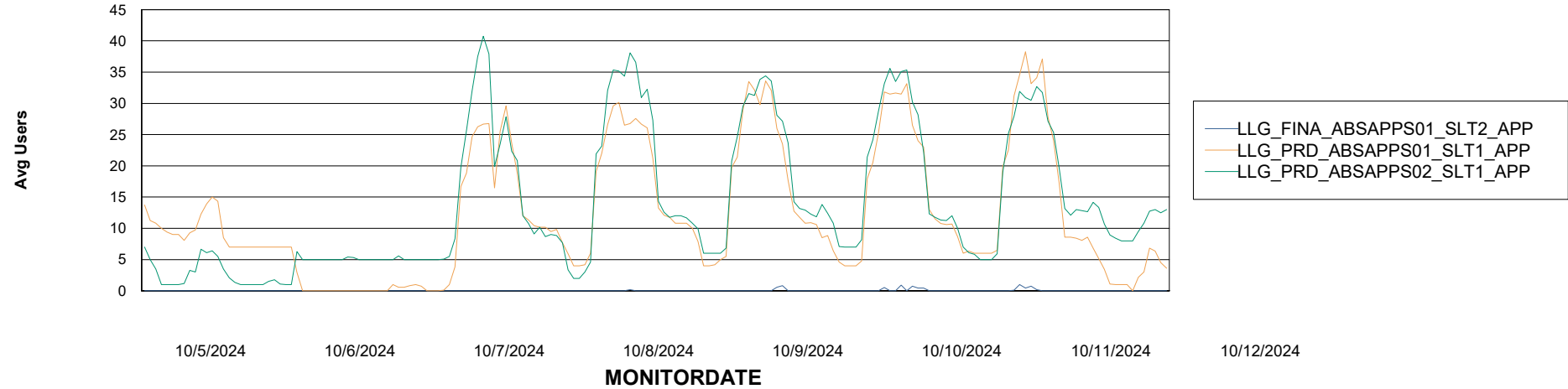


ABSSolute Application Server Services

Avg memory used per ABS Server Service



Avg users per day per ABS server



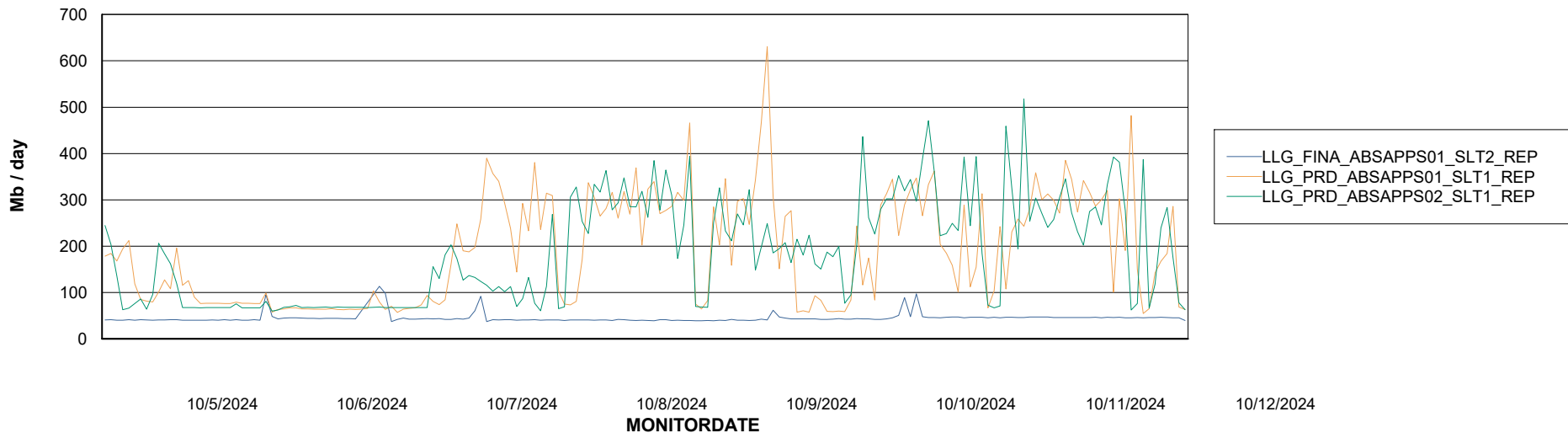
Weekly SLA Customer Report

Customer LLG_Production
Database ID 148



ABSSolute Application ReportServer Services

Avg memory used per ReportServer Service



Disaster per ABS component

