

# Weekly SLA Customer Report

Customer HUE\_Production  
 Database ID 154



Harddisk Usage HUE\_PRD\_S-ORABI2

	Free disk space on C: (%)	Total disk space on C: (Gb)	Used disk space on C: (Gb)	Free disk space on D: (%)	Total disk space on D: (Gb)	Used disk space on D: (Gb)	Free disk space on E: (%)	Total disk space on E: (Gb)	Used disk space on E: (Gb)
10/12/2024	27	149	109	50	150	76	82	150	27
10/11/2024	27	149	109	50	150	76	82	150	26
10/10/2024	27	149	109	50	150	76	82	150	26
10/9/2024	27	149	109	50	150	76	82	150	26
10/8/2024	27	149	109	50	150	76	82	150	26
10/7/2024	27	149	109	50	150	76	82	150	26
10/6/2024	27	149	109	50	150	76	82	150	26

Harddisk Usage HUE\_PRD\_S-ORAPROD2

	Free disk space on C: (%)	Total disk space on C: (Gb)	Used disk space on C: (Gb)	Free disk space on D: (%)	Total disk space on D: (Gb)	Used disk space on D: (Gb)	Free disk space on E: (%)	Total disk space on E: (Gb)	Used disk space on E: (Gb)
10/12/2024	47	126	67	20	250	201	74	150	39
10/11/2024	33	126	85	20	250	201	74	150	39
10/10/2024	17	126	105	20	250	201	74	150	39
10/9/2024	17	126	104	20	250	201	75	150	38
10/8/2024	18	126	104	20	250	201	75	150	37
10/7/2024	17	126	104	20	250	201	75	150	37
10/6/2024	17	126	104	20	250	201	75	150	38

# Weekly SLA Customer Report

Customer HUE\_Production  
 Database ID 154



Harddisk Usage HUE\_PRD\_S-ORATEST2

	Free disk space on C: (%)	Total disk space on C: (Gb)	Used disk space on C: (Gb)	Free disk space on D: (%)	Total disk space on D: (Gb)	Used disk space on D: (Gb)	Free disk space on E: (%)	Total disk space on E: (Gb)	Used disk space on E: (Gb)
10/12/2024	42	126	74	23	550	424	70	200	60
10/11/2024	42	126	74	23	550	424	70	200	60
10/10/2024	41	126	75	23	550	424	70	200	60
10/9/2024	41	126	74	23	550	424	70	200	59
10/8/2024	41	126	74	23	550	424	71	200	58
10/7/2024	41	126	74	23	550	423	71	200	57
10/6/2024	41	126	74	23	550	422	71	200	59

Harddisk Usage HUE\_PRD\_S-ORAWEB2

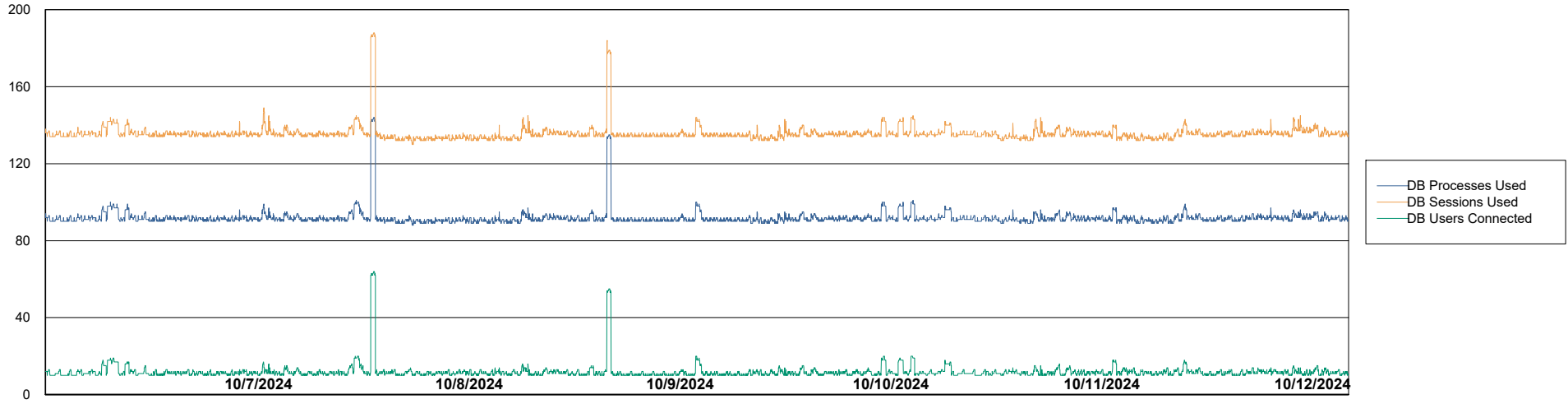
	Free disk space on C: (%)	Total disk space on C: (Gb)	Used disk space on C: (Gb)
10/12/2024	58	99	41
10/11/2024	58	99	41
10/10/2024	58	99	41
10/9/2024	58	99	41
10/8/2024	59	99	41
10/7/2024	59	99	41
10/6/2024	59	99	41

# Weekly SLA Customer Report

Customer HUE\_Production  
Database ID 154



## Database Performance HUE\_PRD\_S-ORABI2\_ABS1

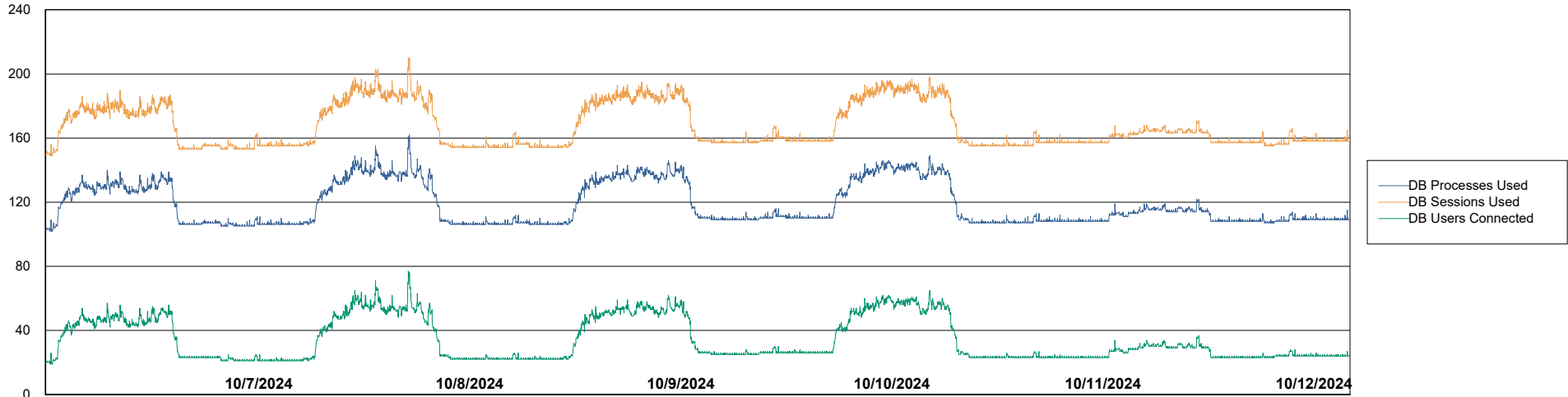


# Weekly SLA Customer Report

Customer HUE\_Production  
Database ID 154



Database Performance HUE\_PRD\_S-ORAPROD2\_ABS1



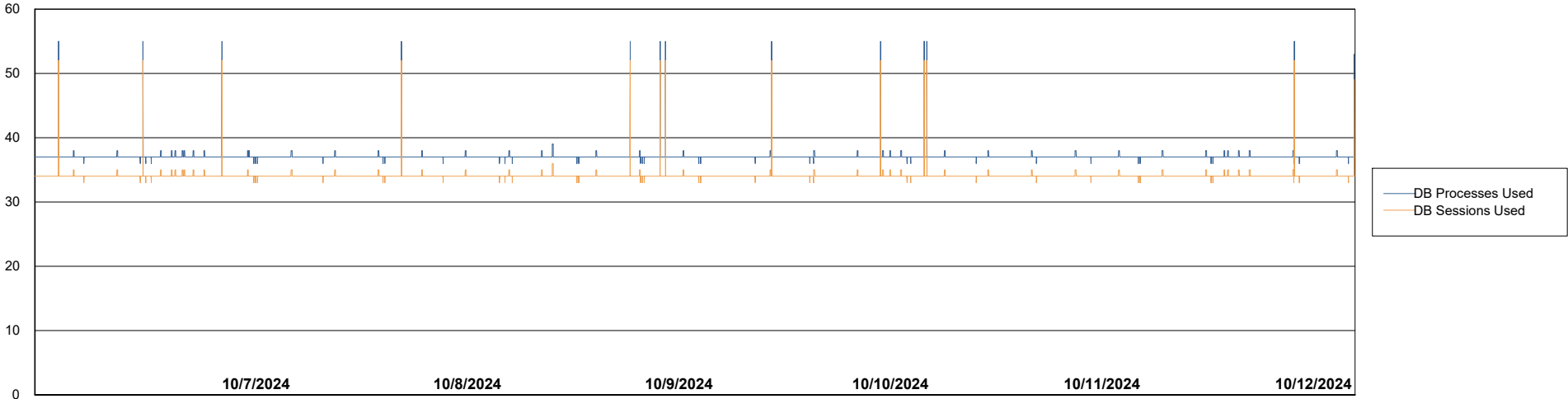
# Weekly SLA Customer Report

Customer HUE\_Production  
Database ID 154



Database Performance HUE\_PRD\_S-ORATEST2\_HSBABS1

DB Processes Max 1,000



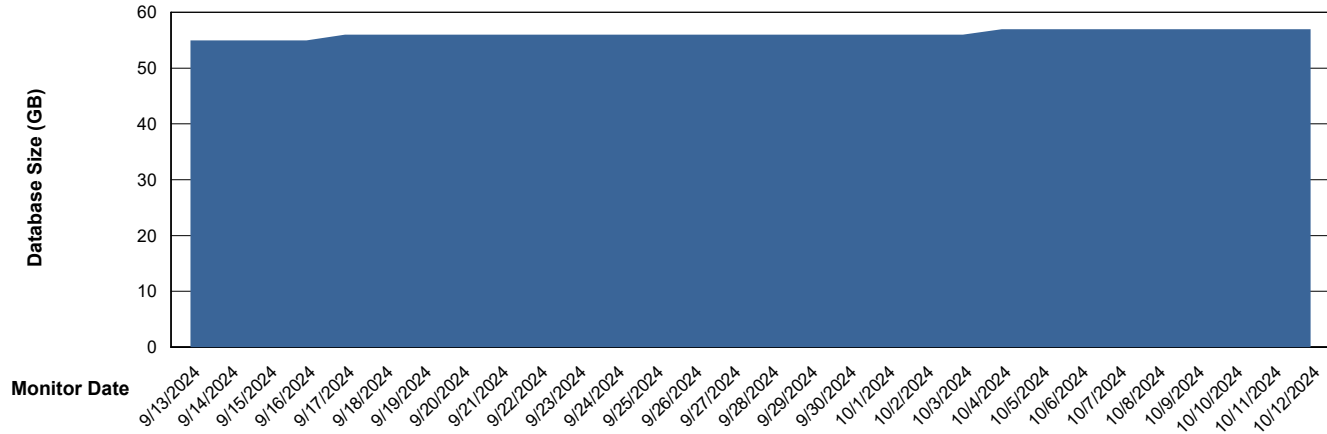
# Weekly SLA Customer Report

Customer HUE\_Production  
Database ID 154



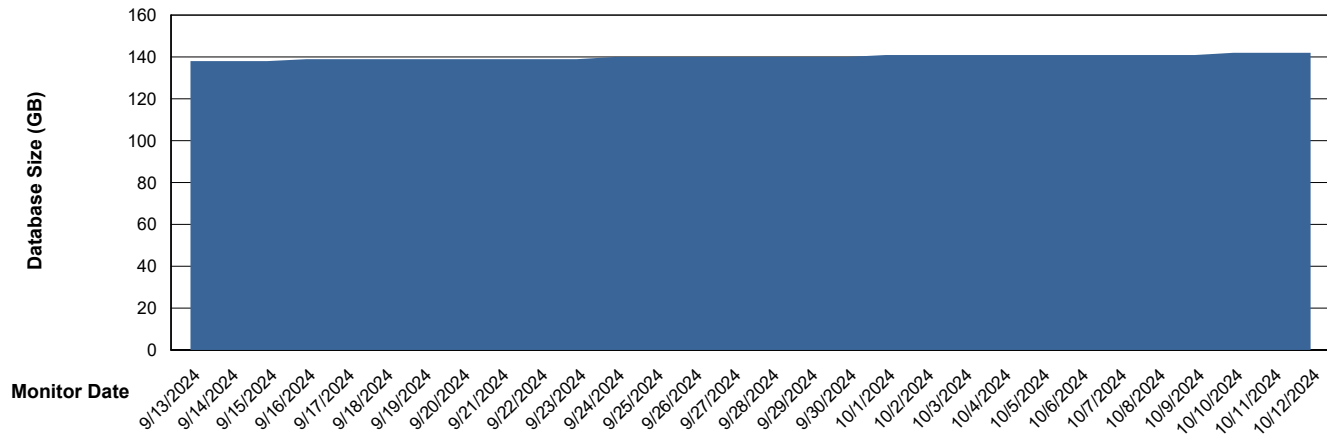
DATABASE SIZE HUE\_PRD\_S-ORABI2\_ABS1

### Database growth over last month



DATABASE SIZE HUE\_PRD\_S-ORAPROD2\_ABS1

### Database growth over last month



# Weekly SLA Customer Report

Customer HUE\_Production  
 Database ID 154



Database Tablespace HUE\_PRD\_S-ORABI2\_ABS1

Date	Tablespace Name	Filesize (Gb)	Usedsize (Gb)	Percentage free
10/12/2024	ABSDATA	29	24	17
	INDX	38	32	17
10/11/2024	ABSDATA	29	24	17
	INDX	38	32	17
10/10/2024	ABSDATA	29	24	17
	INDX	38	31	17
10/9/2024	ABSDATA	29	24	17
	INDX	38	31	17
10/8/2024	ABSDATA	29	24	17
	INDX	38	31	17
10/7/2024	ABSDATA	29	24	17
	INDX	38	31	18
10/6/2024	ABSDATA	29	24	17
	INDX	38	31	18

# Weekly SLA Customer Report

Customer HUE\_Production  
 Database ID 154



Database Tablespace HUE\_PRD\_S-ORAPROD2\_ABS1

Date	Tablespace Name	Filesize (Gb)	Usedsize (Gb)	Percentage free
10/12/2024	ABSDATA	152	124	18
	INDX	8	6	25
10/11/2024	ABSDATA	152	124	18
	INDX	8	6	25
10/10/2024	ABSDATA	152	124	18
	INDX	8	6	25
10/9/2024	ABSDATA	152	124	18
	INDX	8	6	25
10/8/2024	ABSDATA	152	124	19
	INDX	8	6	25
10/7/2024	ABSDATA	152	124	19
	INDX	8	6	25
10/6/2024	ABSDATA	152	124	19
	INDX	8	6	25

BI Status and last ETL error for HUE\_PRD\_S-ORABI2\_ABS1

	Mon 7/10/2024	Tue 8/10/2024	Wed 9/10/2024	Thu 10/10/2024	Fri 11/10/2024	Sat 12/10/2024
<b>ABS DataWarehouse ETL Health</b>	OK	OK	OK	OK	OK	OK
<b>ABS DWHStaging ETL Health</b>	OK	OK	OK	OK	OK	OK

# Weekly SLA Customer Report

Customer HUE\_Production  
Database ID 154



BI last ETL error for	HUE_PRD_S-ORABI2_ABS1
-----------------------	-----------------------

Tue, 8-10-2024	None
Fri, 11-10-2024	None
Sun, 6-10-2024	None
Thu, 10-10-2024	None
Mon, 7-10-2024	None
Tue, 8-10-2024	None
Sun, 6-10-2024	None
Wed, 9-10-2024	None
Sat, 12-10-2024	None
Sat, 12-10-2024	None
Mon, 7-10-2024	None
Thu, 10-10-2024	None
Fri, 11-10-2024	None
Wed, 9-10-2024	None

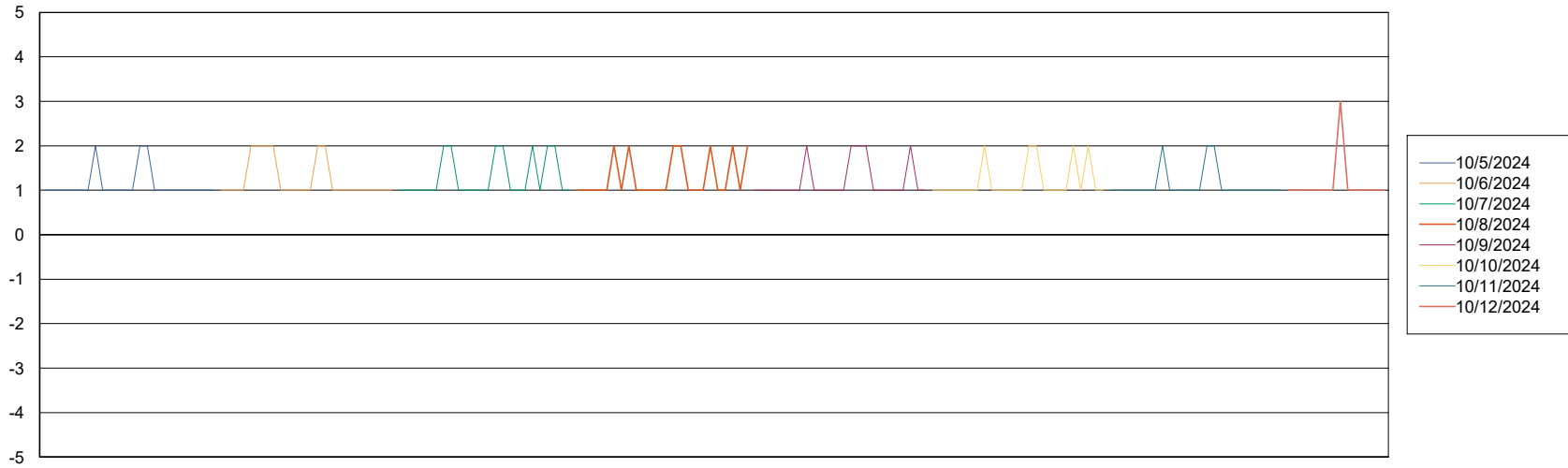
# Weekly SLA Customer Report

Customer HUE\_Production  
Database ID 154



Standby Database Health HUE\_Production

### Recovery lag for last 7 days



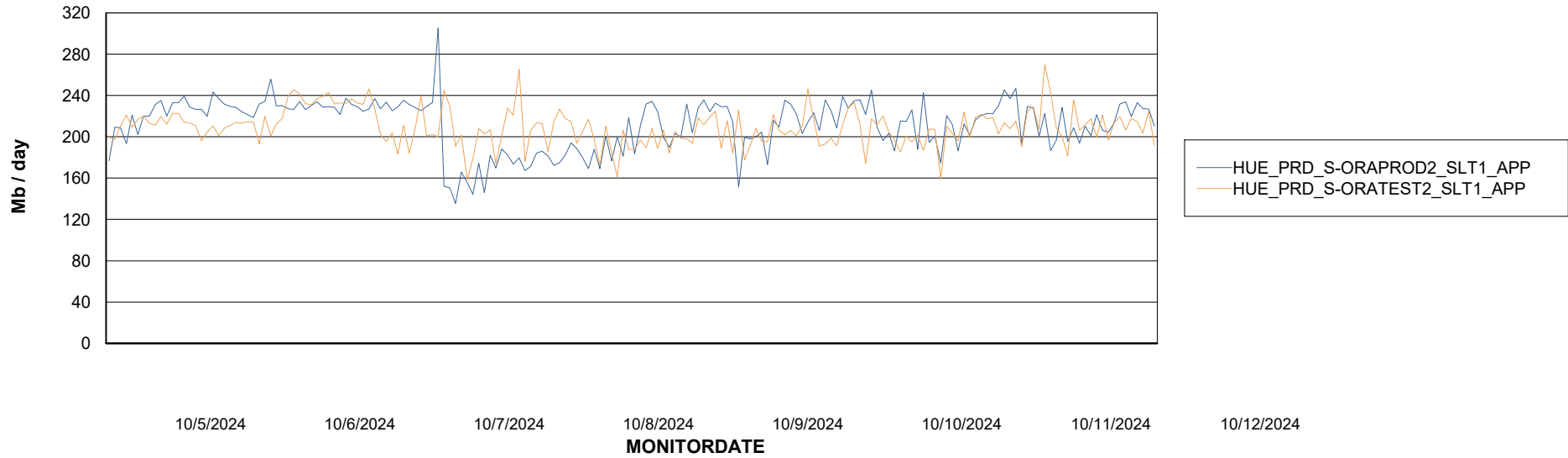
# Weekly SLA Customer Report

Customer HUE\_Production  
Database ID 154

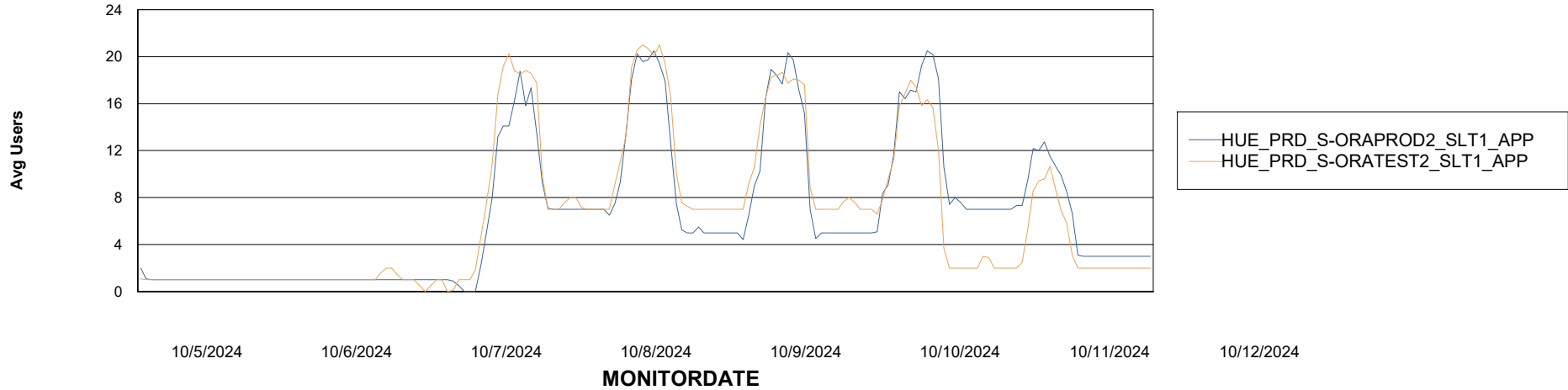


## ABSSolute Application Server Services

### Avg memory used per ABS Server Service



### Avg users per day per ABS server



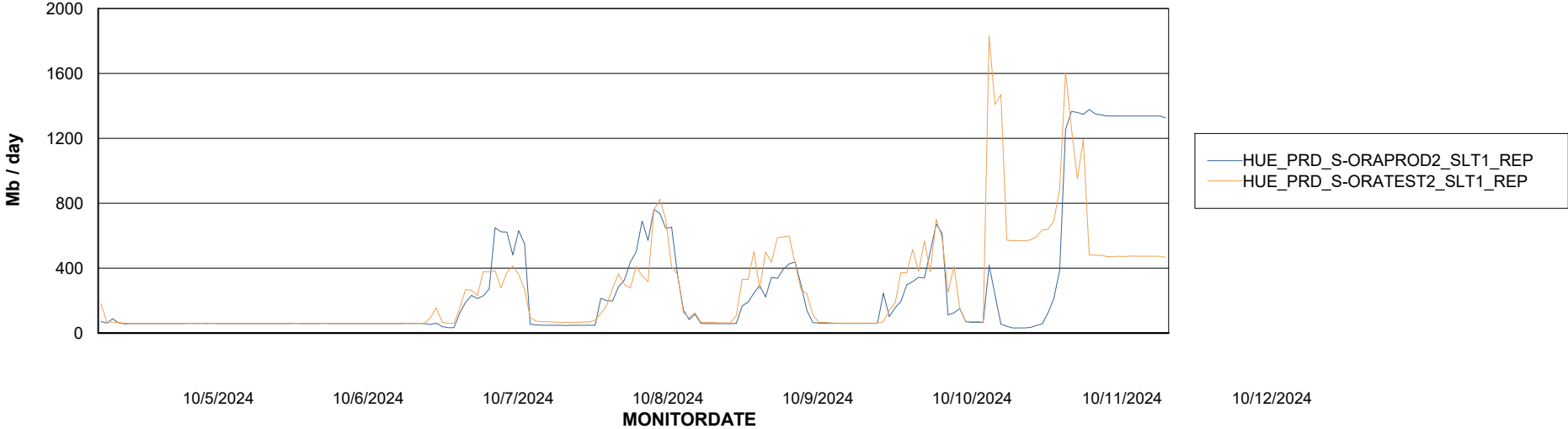
# Weekly SLA Customer Report

Customer HUE\_Production  
Database ID 154



## ABSSolute Application ReportServer Services

### Avg memory used per ReportServer Service



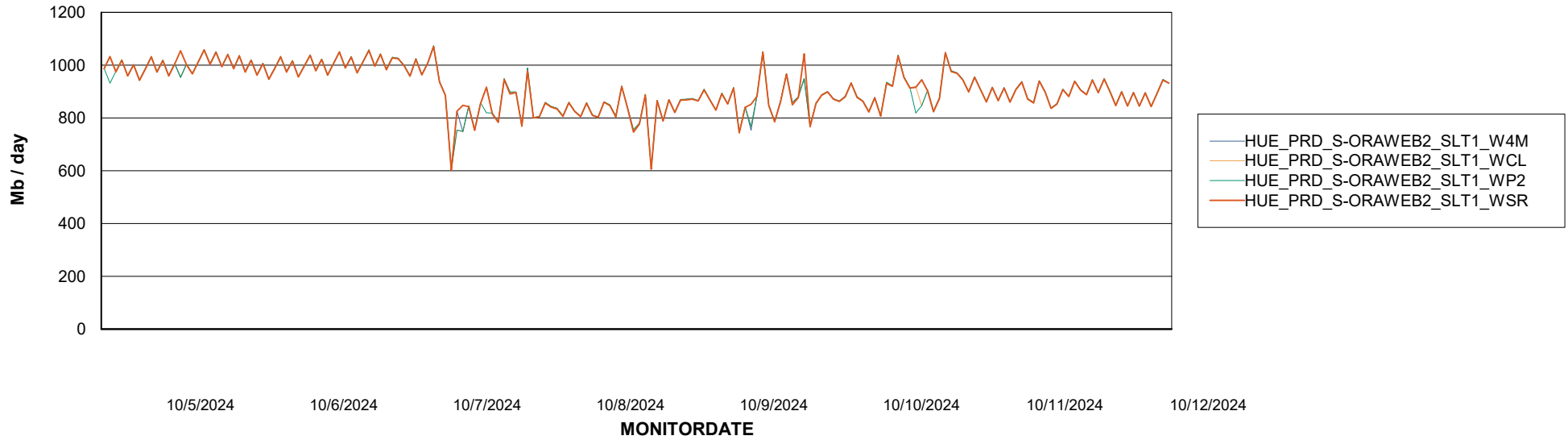
# Weekly SLA Customer Report

Customer HUE\_Production  
Database ID 154



## ABSSolute Web Component Services

### Avg memory used per ABS Web component



# Weekly SLA Customer Report

Customer HUE\_Production  
Database ID 154



## Disaster per ABS component

