

Weekly SLA Customer Report

Customer LLG_Production
 Database ID 148



Harddisk Usage LLG_ABSAPPS01

	Free disk space on C: (%)	Total disk space on C: (Gb)	Used disk space on C: (Gb)	Free disk space on D: (%)	Total disk space on D: (Gb)	Used disk space on D: (Gb)
10/5/2024	88	500	59	98	393	8
10/4/2024	88	500	59	98	393	8
10/3/2024	88	500	59	98	393	8
10/2/2024	88	500	59	98	393	8
10/1/2024	88	500	59	98	393	8
9/30/2024	88	500	59	98	393	8
9/29/2024	88	500	59	98	393	8

Harddisk Usage LLG_ABSApps02

	Free disk space on C: (%)	Total disk space on C: (Gb)	Used disk space on C: (Gb)	Free disk space on D: (%)	Total disk space on D: (Gb)	Used disk space on D: (Gb)
10/5/2024	91	500	43	96	393	15
10/4/2024	91	500	43	96	393	15
10/3/2024	91	500	43	96	393	15
10/2/2024	91	500	43	96	393	15
10/1/2024	91	500	43	96	393	15
9/30/2024	91	500	43	96	393	15
9/29/2024	91	500	43	96	393	15

Weekly SLA Customer Report

Customer LLG_Production
 Database ID 148



Harddisk Usage LLG_ABSBI01

	Free disk space on C: (%)	Total disk space on C: (Gb)	Used disk space on C: (Gb)	Free disk space on D: (%)	Total disk space on D: (Gb)	Used disk space on D: (Gb)
10/5/2024	83	446	75	91	2,681	251
10/4/2024	83	446	75	91	2,681	251
10/3/2024	83	446	75	91	2,681	251
10/2/2024	83	446	75	91	2,681	251
10/1/2024	83	446	75	91	2,681	251
9/30/2024	83	446	74	91	2,681	251
9/29/2024	83	446	74	91	2,681	251

Harddisk Usage LLG_ABSDB01

	Free disk space on C: (%)	Total disk space on C: (Gb)	Used disk space on C: (Gb)	Free disk space on D: (%)	Total disk space on D: (Gb)	Used disk space on D: (Gb)	Free disk space on E: (%)	Total disk space on E: (Gb)	Used disk space on E: (Gb)
10/5/2024	88	446	55	72	1,605	452	68	1,077	340
10/4/2024	88	446	55	72	1,605	452	69	1,077	339
10/3/2024	88	446	55	72	1,605	452	68	1,077	339
10/2/2024	88	446	55	72	1,605	452	69	1,077	339
10/1/2024	88	446	55	72	1,605	452	69	1,077	339
9/30/2024	88	446	54	72	1,605	452	69	1,077	338
9/29/2024	88	446	54	72	1,605	452	67	1,077	358

Weekly SLA Customer Report

Customer LLG_Production
 Database ID 148



Harddisk Usage LLG_ABSDB02

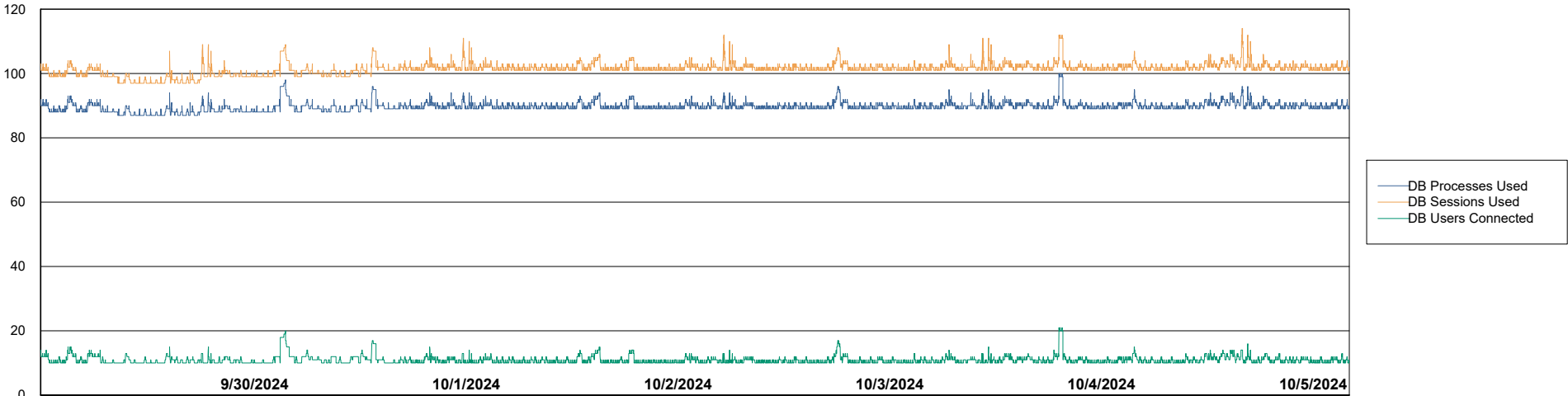
	Free disk space on C: (%)	Total disk space on C: (Gb)	Used disk space on C: (Gb)	Free disk space on D: (%)	Total disk space on D: (Gb)	Used disk space on D: (Gb)	Free disk space on E: (%)	Total disk space on E: (Gb)	Used disk space on E: (Gb)
10/5/2024	58	446	186	64	1,605	583	99	1,077	9
10/4/2024	58	446	186	64	1,605	583	99	1,077	10
10/3/2024	58	446	186	64	1,605	583	83	1,077	181
10/2/2024	58	446	186	64	1,605	583	83	1,077	179
10/1/2024	58	446	186	64	1,605	583	84	1,077	177
9/30/2024	59	446	182	64	1,605	583	84	1,077	177
9/29/2024	61	446	175	64	1,605	583	97	1,077	36

Weekly SLA Customer Report

Customer LLG_Production
Database ID 148



Database Performance LLG_ABSBI01_BI_PROD_ABS1



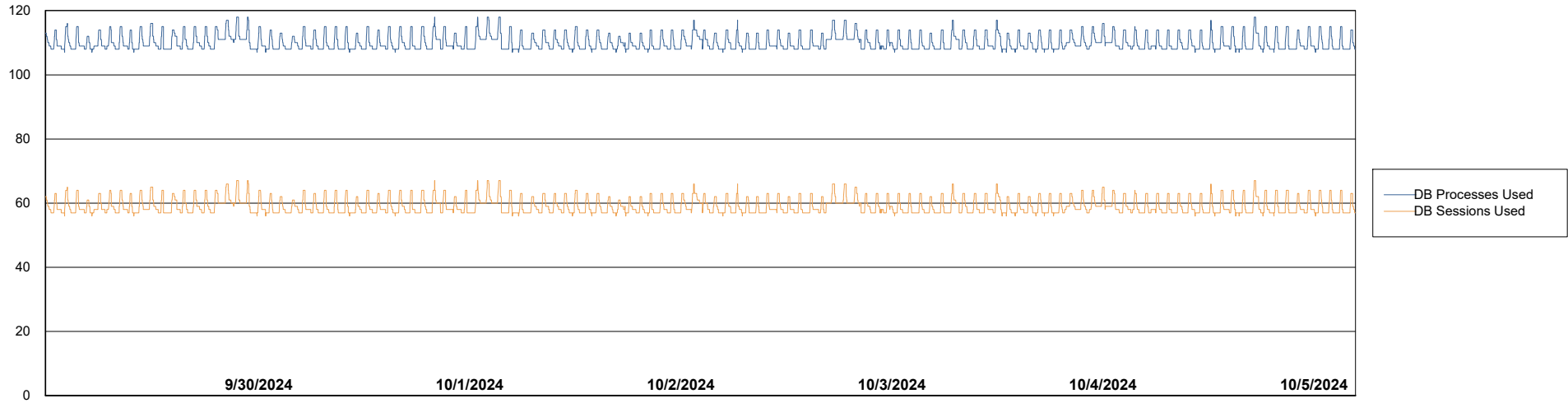
Weekly SLA Customer Report

Customer LLG_Production
Database ID 148



Database Performance LLG_ABSDB02_PROD_HSBABS1

DB Processes Max 0
DB Processes Max 300
DB Processes Max 4

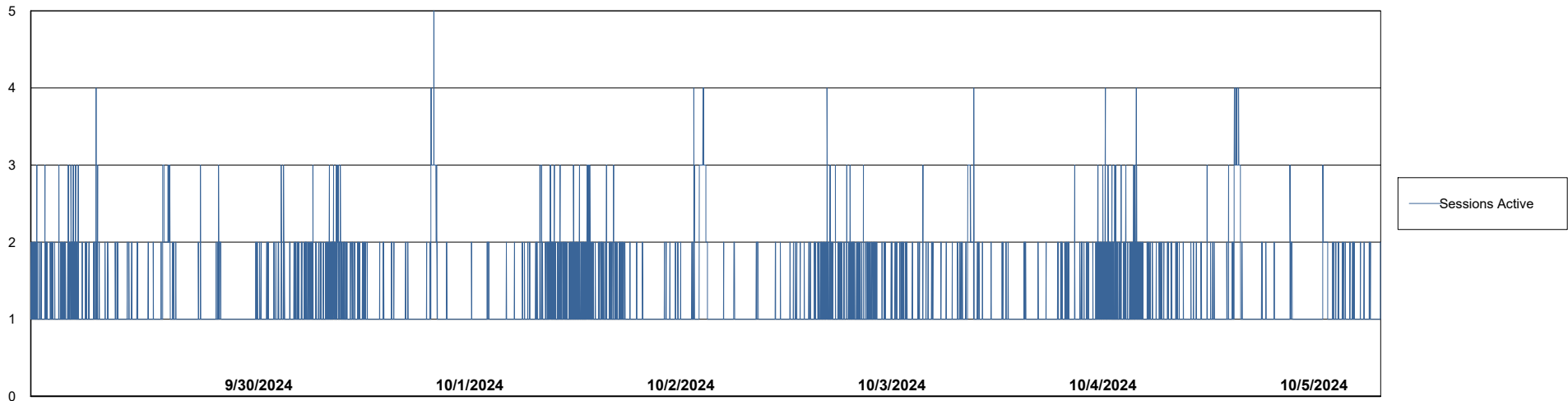
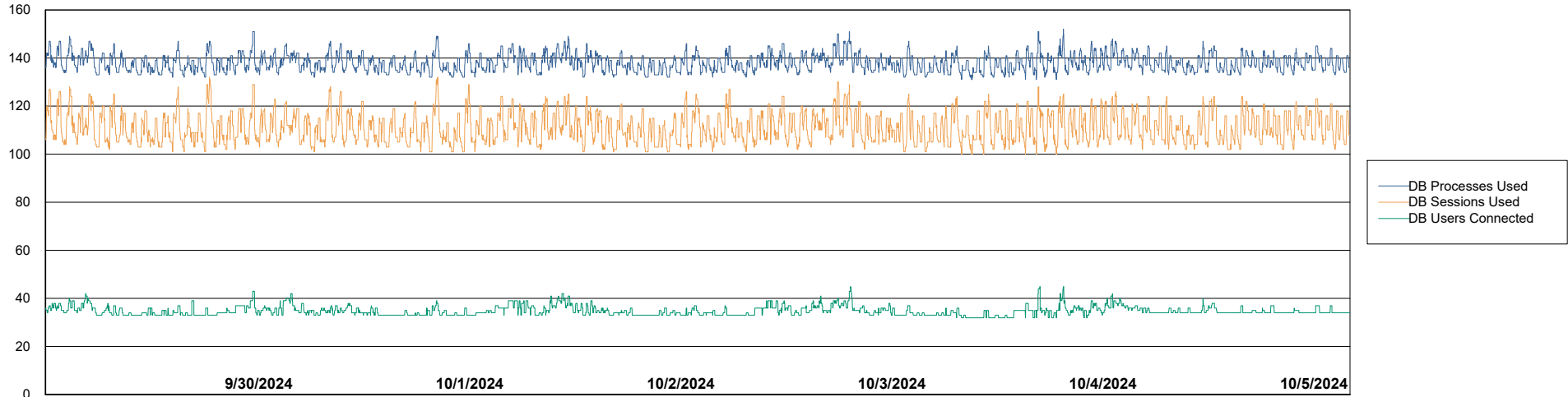


Weekly SLA Customer Report

Customer LLG_Production
Database ID 148



Database Performance LLG_ABSDB1_PROD_ABS1



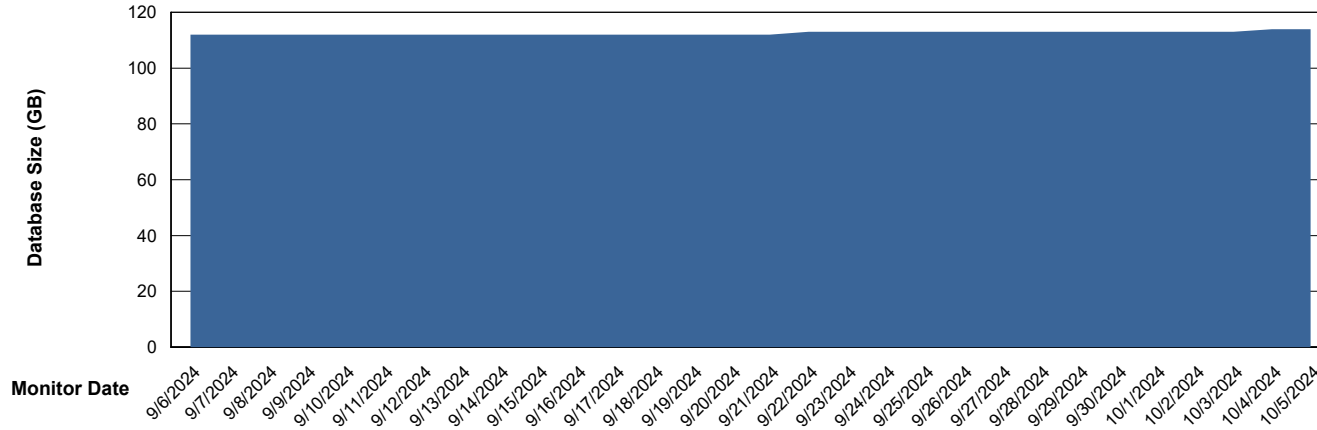
Weekly SLA Customer Report

Customer LLG_Production
Database ID 148



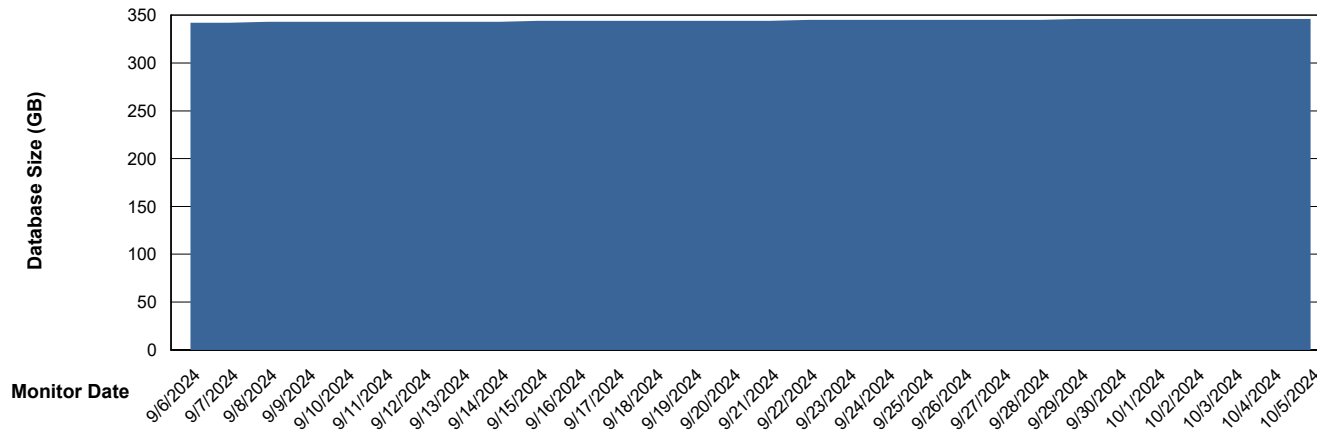
DATABASE SIZE LLG_ABSBI01_BI_PROD_ABS1

Database growth over last month



DATABASE SIZE LLG_ABSDB1_PROD_ABS1

Database growth over last month



Weekly SLA Customer Report

Customer LLG_Production
 Database ID 148



Database Tablespace LLG_ABSBI01_BI_PROD_ABS1

Date	Tablespace Name	Filesize (Gb)	Usedsize (Gb)	Percentage free
10/5/2024	ABSDATA	64	47	27
	INDX	72	59	18
10/4/2024	ABSDATA	64	47	27
	INDX	72	59	18
10/3/2024	ABSDATA	64	47	27
	INDX	72	59	18
10/2/2024	ABSDATA	64	47	27
	INDX	72	59	18
10/1/2024	ABSDATA	64	47	27
	INDX	72	59	18
9/30/2024	ABSDATA	64	47	27
	INDX	72	59	19
9/29/2024	ABSDATA	64	47	27
	INDX	72	59	19

Weekly SLA Customer Report

Customer LLG_Production
 Database ID 148



Database Tablespace LLG_ABSDB1_PROD_ABS1

Date	Tablespace Name	Filesize (Gb)	Usedsize (Gb)	Percentage free
10/5/2024	ABSDATA	178	142	20
	INDX	224	190	15
10/4/2024	ABSDATA	178	142	20
	INDX	224	190	15
10/3/2024	ABSDATA	178	142	21
	INDX	224	189	15
10/2/2024	ABSDATA	178	141	21
	INDX	224	189	15
10/1/2024	ABSDATA	178	141	21
	INDX	224	189	15
9/30/2024	ABSDATA	178	141	21
	INDX	224	189	16
9/29/2024	ABSDATA	178	141	21
	INDX	224	189	16

BI Status and last ETL error for LLG_ABSBI01_BI_PROD_ABS1

	Mon 30/9/2024	Tue 1/10/2024	Wed 2/10/2024	Thu 3/10/2024	Fri 4/10/2024	Sat 5/10/2024
ABS DataWarehouse ETL Health	OK	OK	OK	OK	OK	OK
ABS DWHStaging ETL Health	OK	OK	OK	OK	OK	OK

Weekly SLA Customer Report

Customer LLG_Production
Database ID 148



BI last ETL error for	LLG_ABSBI01_BI_PROD_ABS1
-----------------------	--------------------------

Mon, 30-09-2024	None
Tue, 1-10-2024	None
Thu, 3-10-2024	None
Mon, 30-09-2024	None
Wed, 2-10-2024	None
Sat, 5-10-2024	None
Wed, 2-10-2024	None
Fri, 4-10-2024	None
Sat, 5-10-2024	None
Fri, 4-10-2024	None
Sun, 29-09-2024	None
Sun, 29-09-2024	None
Tue, 1-10-2024	None
Thu, 3-10-2024	None

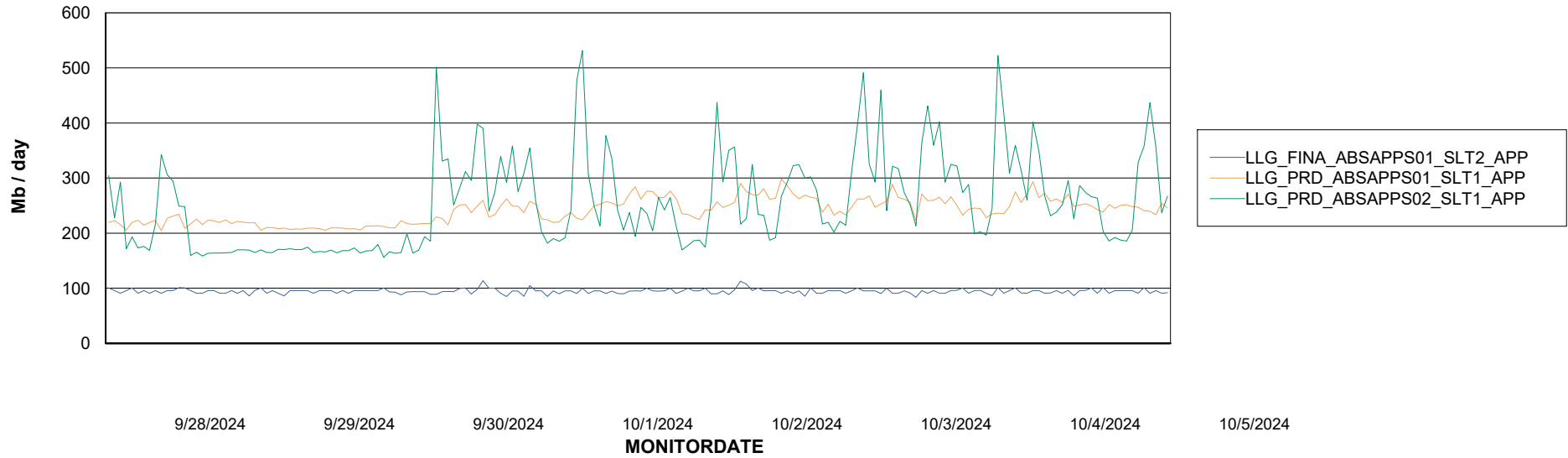
Weekly SLA Customer Report

Customer LLG_Production
Database ID 148

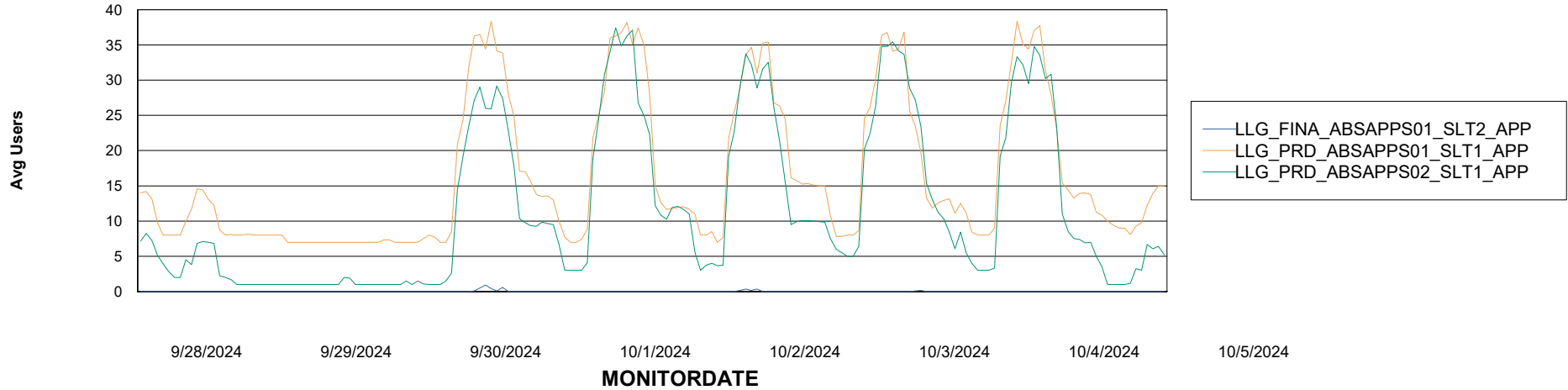


ABSSolute Application Server Services

Avg memory used per ABS Server Service



Avg users per day per ABS server



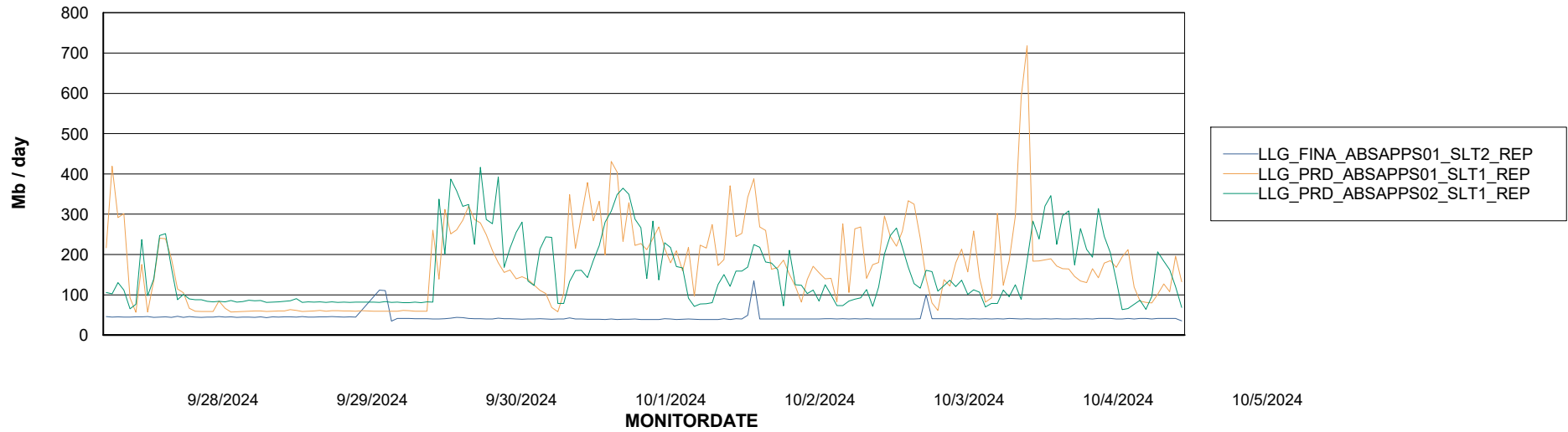
Weekly SLA Customer Report

Customer LLG_Production
Database ID 148



ABSSolute Application ReportServer Services

Avg memory used per ReportServer Service



Disaster per ABS component

