

Weekly SLA Customer Report

Customer SPI_Production
 Database ID 49



Harddisk Usage SPI_PRD_SRV2016-SW1

	Free disk space on C: (%)	Total disk space on C: (Gb)	Used disk space on C: (Gb)	Free disk space on D: (%)	Total disk space on D: (Gb)	Used disk space on D: (Gb)
9/28/2024	40	79	48	55	100	45
9/27/2024	40	79	48	55	100	45
9/26/2024	40	79	48	55	100	45
9/25/2024	40	79	48	55	100	45
9/24/2024	40	79	48	55	100	45
9/23/2024	40	79	48	55	100	45
9/22/2024	40	79	48	55	100	45

Harddisk Usage SPI_PRD_SRV2016-SW2

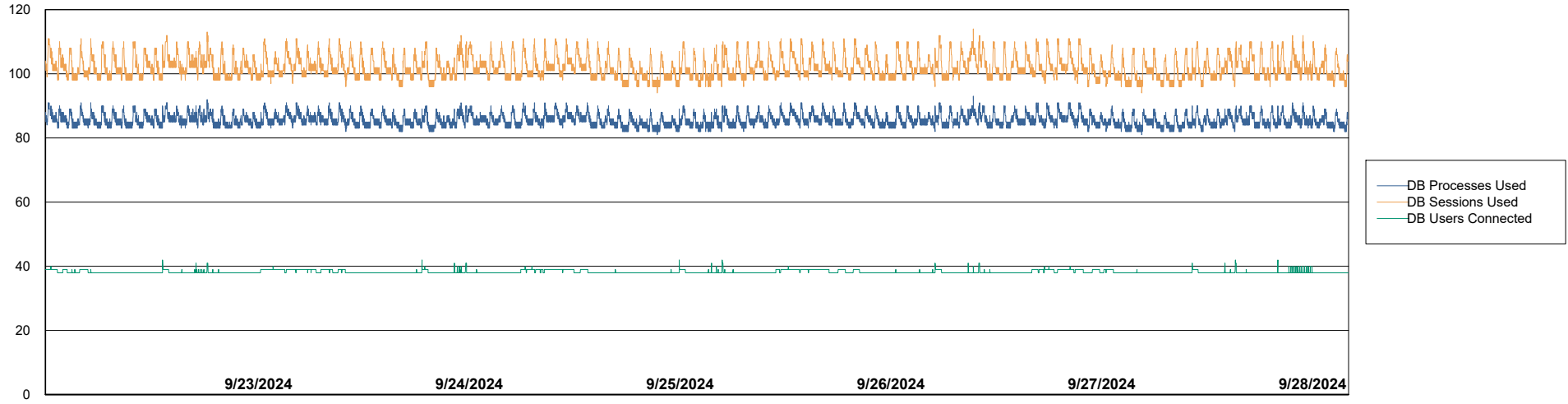
	Free disk space on C: (%)	Total disk space on C: (Gb)	Used disk space on C: (Gb)	Free disk space on D: (%)	Total disk space on D: (Gb)	Used disk space on D: (Gb)
9/28/2024	41	79	47	59	150	62
9/27/2024	41	79	47	59	150	62
9/26/2024	41	79	47	59	150	62
9/25/2024	41	79	47	59	150	62
9/24/2024	41	79	47	59	150	62
9/23/2024	41	79	47	59	150	62
9/22/2024	41	79	47	59	150	62

Weekly SLA Customer Report

Customer SPI_Production
Database ID 49



Database Performance SPI_PRD_SRV2016-SW1_ABS1



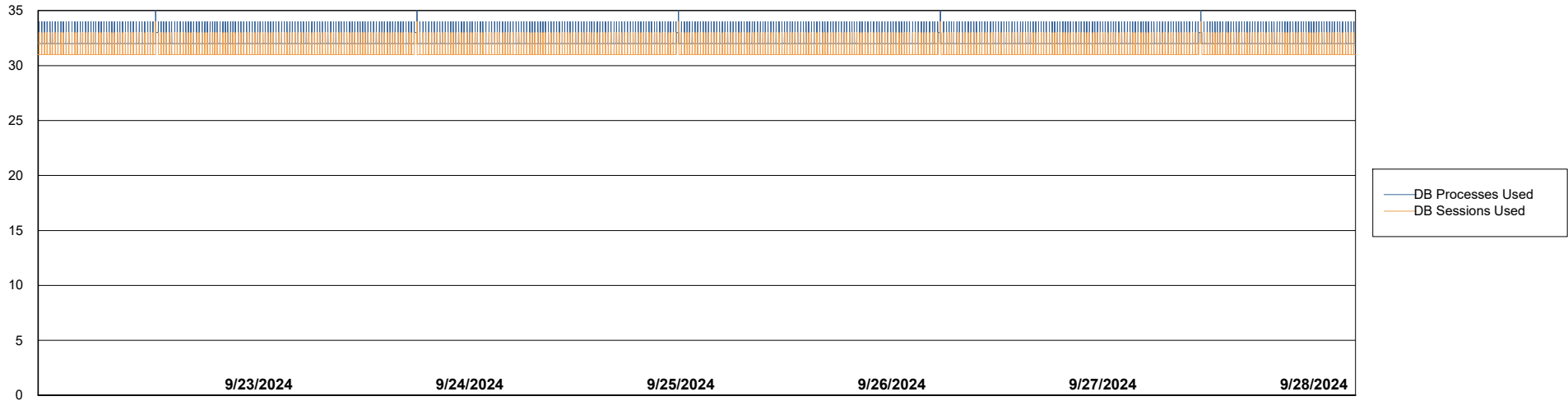
Weekly SLA Customer Report

Customer SPI_Production
Database ID 49



Database Performance SPI_PRD_SRV2016-SW2_HSBABS1

DB Processes Max 500



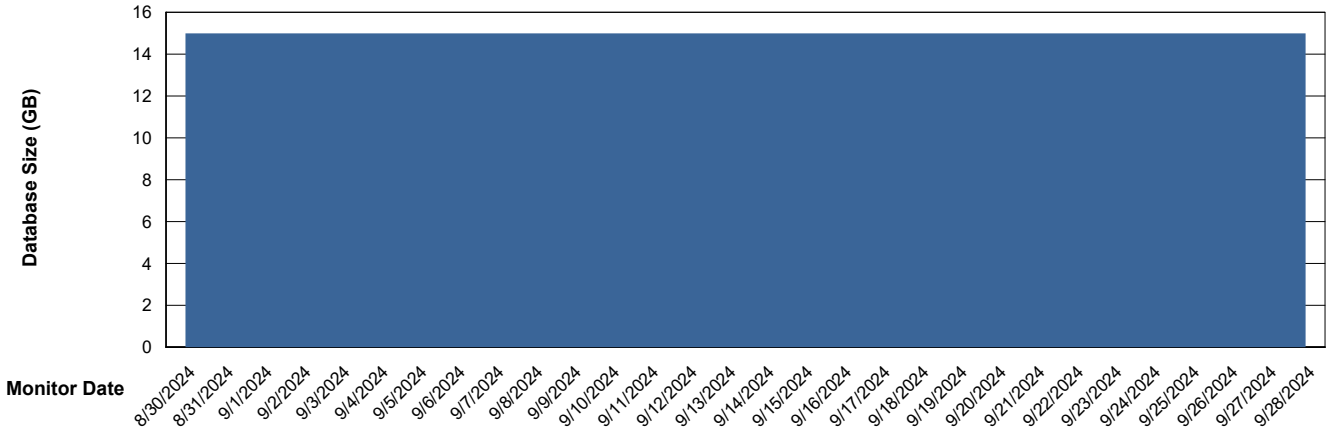
Weekly SLA Customer Report

Customer SPI_Production
 Database ID 49



DATABASE SIZE SPI_PRD_SRV2016-SW1_ABS1

Database growth over last month



Database Tablespace SPI_PRD_SRV2016-SW1_ABS1

Date	Tablespace Name	Filesize (Gb)	Usedsize (Gb)	Percentage free
9/28/2024	ABSDATA	5	3	41
	INDX	8	5	37
9/27/2024	ABSDATA	5	3	41
	INDX	8	5	37
9/26/2024	ABSDATA	5	3	41
	INDX	8	5	37
9/25/2024	ABSDATA	5	3	41
	INDX	8	5	37
9/24/2024	ABSDATA	5	3	41
	INDX	8	5	37
9/23/2024	ABSDATA	5	3	41
	INDX	8	5	37
9/22/2024	ABSDATA	5	3	41
	INDX	8	5	37

