

Weekly SLA Customer Report

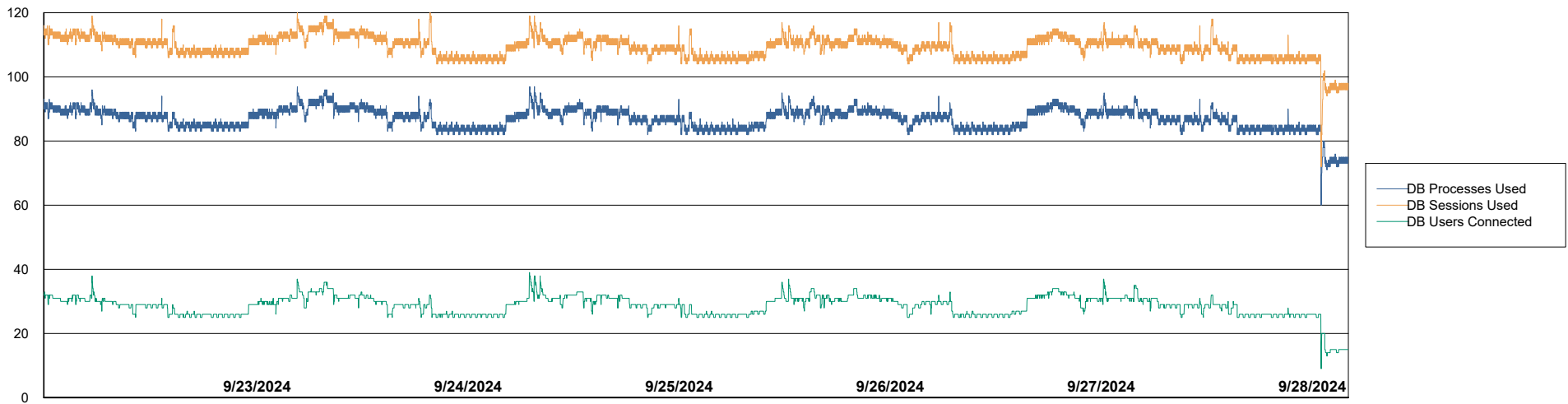
Customer RAS_Production
 Database ID 189



Harddisk Usage RAS_PRD_NEDLIN-ST-APP01

	Free disk space on C: (%)	Total disk space on C: (Gb)	Used disk space on C: (Gb)	Free disk space on D: (%)	Total disk space on D: (Gb)	Used disk space on D: (Gb)	Free disk space on E: (%)	Total disk space on E: (Gb)	Used disk space on E: (Gb)
9/28/2024	40	249	151	23	310	239	77	100	23
9/27/2024	40	249	150	23	310	239	84	100	16
9/26/2024	40	249	150	23	310	239	85	100	15
9/25/2024	40	249	149	23	310	239	85	100	15
9/24/2024	40	249	149	23	310	239	85	100	15
9/23/2024	41	249	148	23	310	239	85	100	15
9/22/2024	41	249	147	23	310	239	84	100	16

Database Performance RAS_PRD_NEDLIN-ST-APP01_ABS1



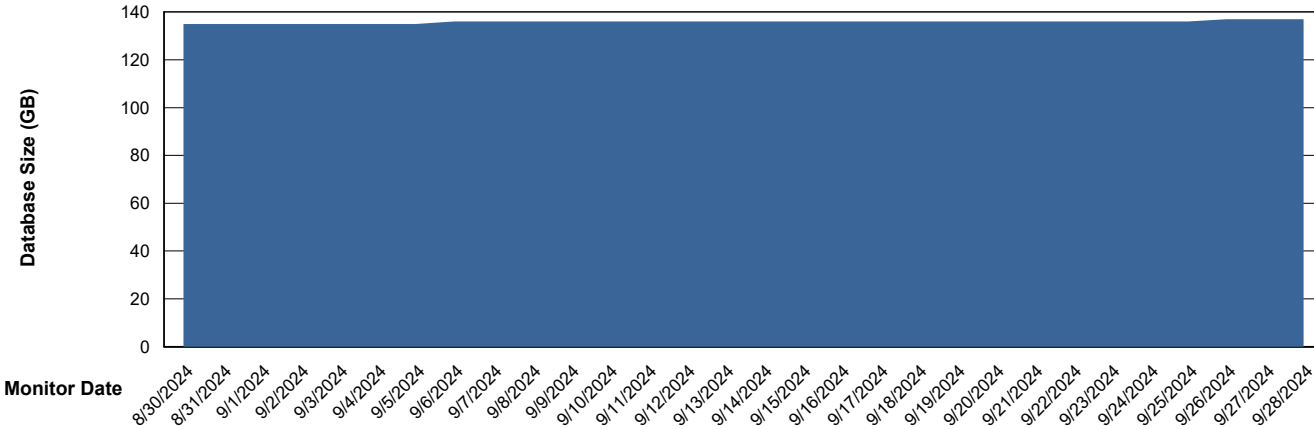
Weekly SLA Customer Report

Customer RAS_Production
 Database ID 189



DATABASE SIZE RAS_PRD_NEDLIN-ST-APP01_ABS1

Database growth over last month



Database Tablespace RAS_PRD_NEDLIN-ST-APP01_ABS1

Date	Tablespace Name	Filesize (Gb)	Usedsize (Gb)	Percentage free
9/28/2024	ABSDATA	60	36	40
	INDX	128	91	29
9/27/2024	ABSDATA	60	36	40
	INDX	128	91	29
9/26/2024	ABSDATA	60	36	40
	INDX	128	91	29
9/25/2024	ABSDATA	60	36	40
	INDX	128	91	29
9/24/2024	ABSDATA	60	36	40
	INDX	128	91	29
9/23/2024	ABSDATA	60	36	40
	INDX	128	91	29
9/22/2024	ABSDATA	60	36	40
	INDX	128	91	29

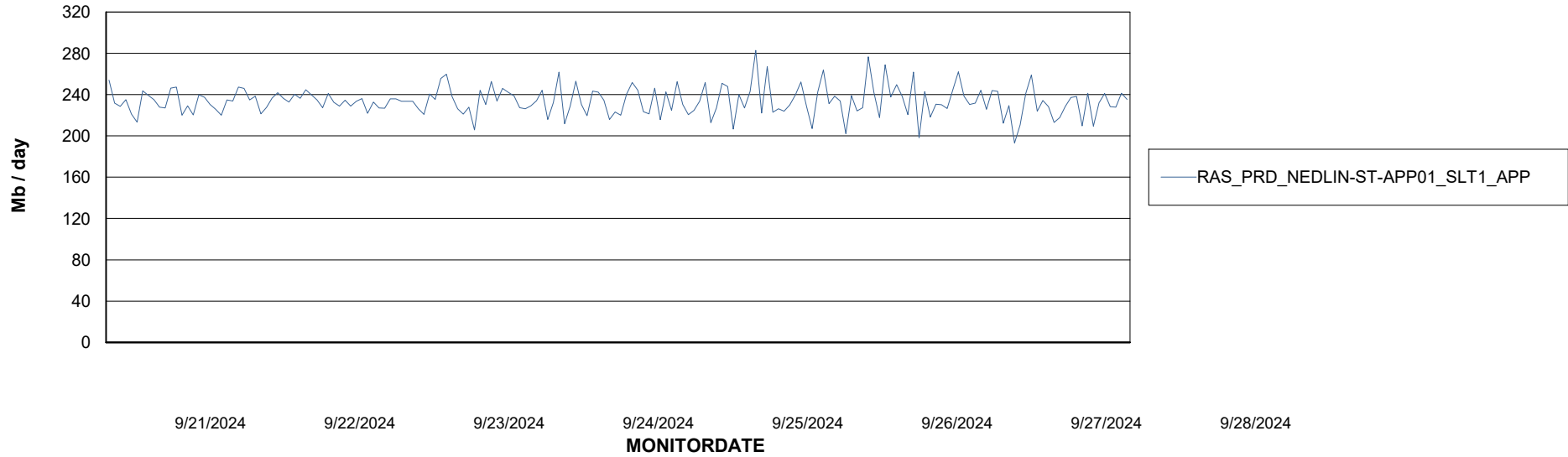
Weekly SLA Customer Report

Customer RAS_Production
Database ID 189

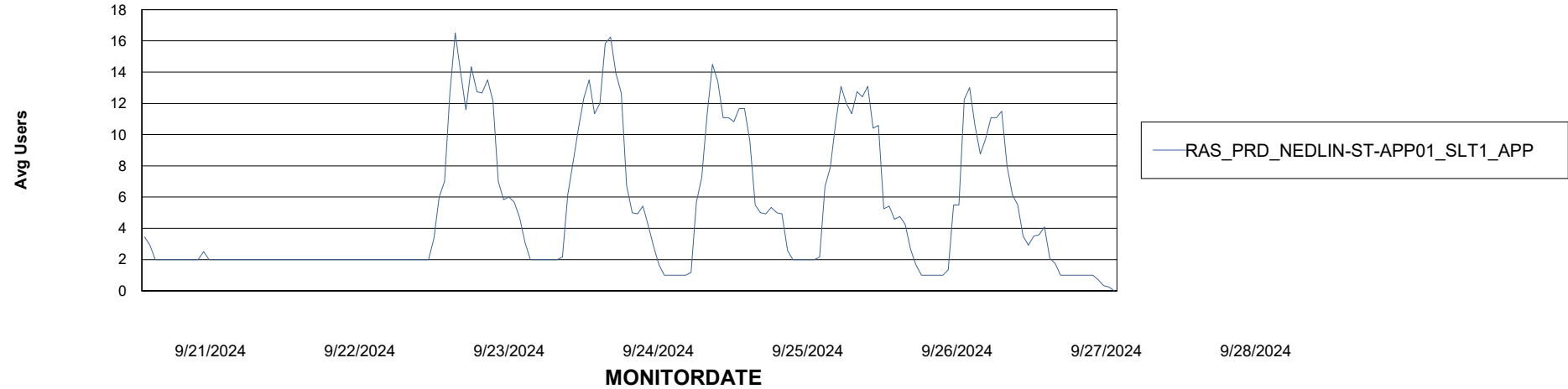


ABSSolute Application Server Services

Avg memory used per ABS Server Service



Avg users per day per ABS server



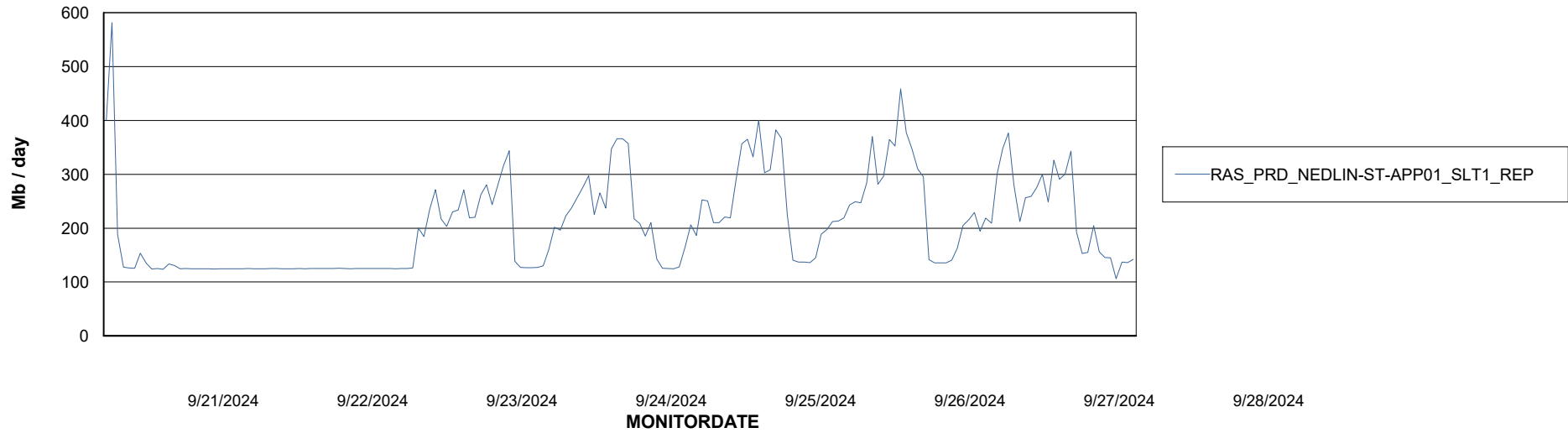
Weekly SLA Customer Report

Customer RAS_Production
Database ID 189



ABSSolute Application ReportServer Services

Avg memory used per ReportServer Service



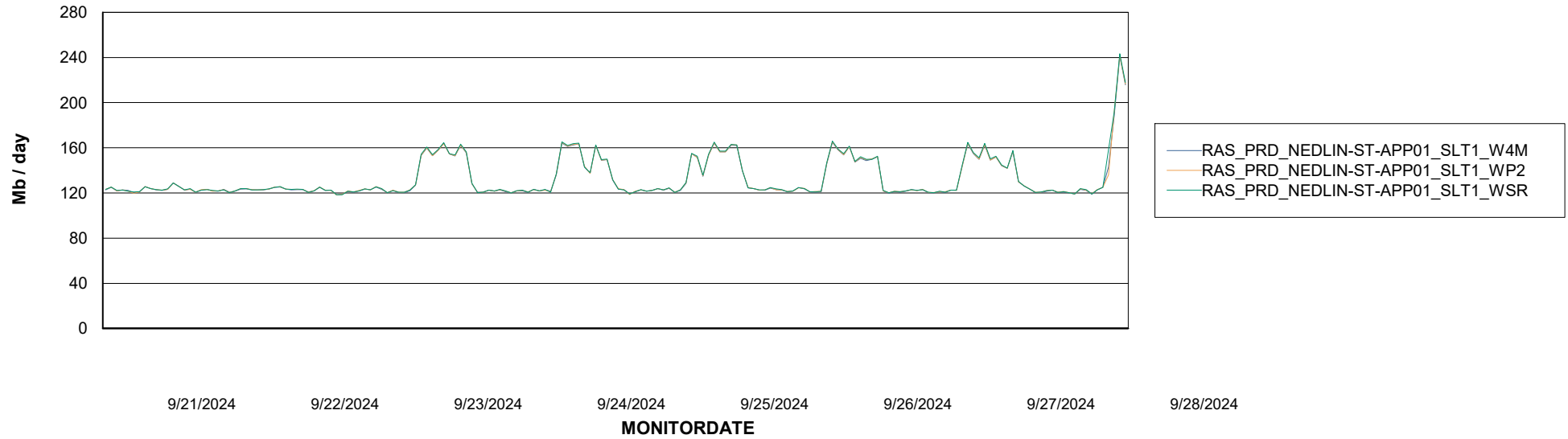
Weekly SLA Customer Report

Customer RAS_Production
Database ID 189



ABSSolute Web Component Services

Avg memory used per ABS Web component



Weekly SLA Customer Report

Customer RAS_Production
Database ID 189



Disaster per ABS component

