

Weekly SLA Customer Report

Customer LLG_Production
 Database ID 148



Harddisk Usage LLG_ABSAPPS01

	Free disk space on C: (%)	Total disk space on C: (Gb)	Used disk space on C: (Gb)	Free disk space on D: (%)	Total disk space on D: (Gb)	Used disk space on D: (Gb)
9/28/2024	88	500	59	98	393	8
9/27/2024	88	500	59	98	393	8
9/26/2024	88	500	59	98	393	8
9/25/2024	88	500	59	98	393	8
9/24/2024	88	500	59	98	393	8
9/23/2024	88	500	59	98	393	8
9/22/2024	88	500	59	98	393	8

Harddisk Usage LLG_ABSApps02

	Free disk space on C: (%)	Total disk space on C: (Gb)	Used disk space on C: (Gb)	Free disk space on D: (%)	Total disk space on D: (Gb)	Used disk space on D: (Gb)
9/28/2024	91	500	43	96	393	15
9/27/2024	91	500	43	96	393	15
9/26/2024	91	500	43	96	393	15
9/25/2024	91	500	43	96	393	15
9/24/2024	91	500	43	96	393	15
9/23/2024	91	500	44	96	393	15
9/22/2024	91	500	45	96	393	15

Weekly SLA Customer Report

Customer LLG_Production
Database ID 148



Harddisk Usage LLG_ABSBI01

	Free disk space on C: (%)	Total disk space on C: (Gb)	Used disk space on C: (Gb)	Free disk space on D: (%)	Total disk space on D: (Gb)	Used disk space on D: (Gb)
9/28/2024	83	446	75	91	2,681	254
9/27/2024	83	446	74	91	2,681	240
9/26/2024	83	446	74	91	2,681	239
9/25/2024	83	446	74	91	2,681	239
9/24/2024	83	446	74	91	2,681	239
9/23/2024	83	446	74	91	2,681	239
9/22/2024	83	446	74	91	2,681	239

Harddisk Usage LLG_ABSDB01

	Free disk space on C: (%)	Total disk space on C: (Gb)	Used disk space on C: (Gb)	Free disk space on D: (%)	Total disk space on D: (Gb)	Used disk space on D: (Gb)	Free disk space on E: (%)	Total disk space on E: (Gb)	Used disk space on E: (Gb)
9/28/2024	88	446	54	72	1,605	452	69	1,077	339
9/27/2024	88	446	54	72	1,605	452	69	1,077	337
9/26/2024	88	446	55	72	1,605	452	69	1,077	337
9/25/2024	88	446	55	72	1,605	452	69	1,077	336
9/24/2024	88	446	54	72	1,605	452	69	1,077	336
9/23/2024	88	446	54	72	1,605	452	69	1,077	336
9/22/2024	88	446	54	72	1,605	452	67	1,077	356

Weekly SLA Customer Report

Customer LLG_Production
 Database ID 148



Harddisk Usage LLG_ABSDB02

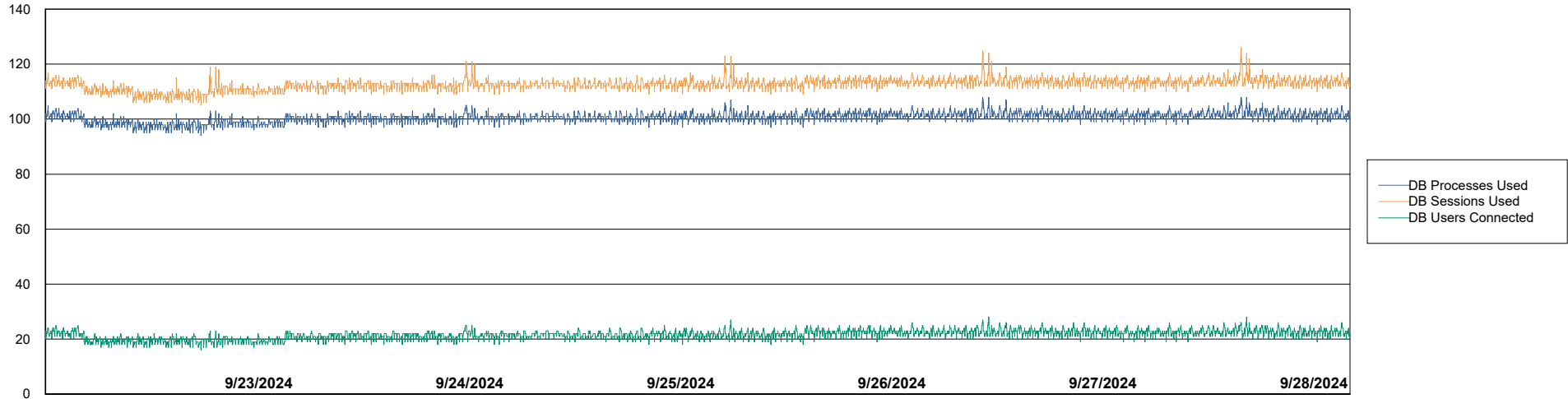
	Free disk space on C: (%)	Total disk space on C: (Gb)	Used disk space on C: (Gb)	Free disk space on D: (%)	Total disk space on D: (Gb)	Used disk space on D: (Gb)	Free disk space on E: (%)	Total disk space on E: (Gb)	Used disk space on E: (Gb)
9/28/2024	61	446	175	64	1,605	583	99	1,077	9
9/27/2024	61	446	175	64	1,605	583	99	1,077	15
9/26/2024	61	446	174	64	1,605	583	83	1,077	180
9/25/2024	61	446	174	64	1,605	583	84	1,077	177
9/24/2024	61	446	174	64	1,605	583	84	1,077	175
9/23/2024	62	446	171	64	1,605	583	84	1,077	176
9/22/2024	63	446	165	64	1,605	583	97	1,077	34

Weekly SLA Customer Report

Customer LLG_Production
Database ID 148



Database Performance LLG_ABSBI01_BI_PROD_ABS1



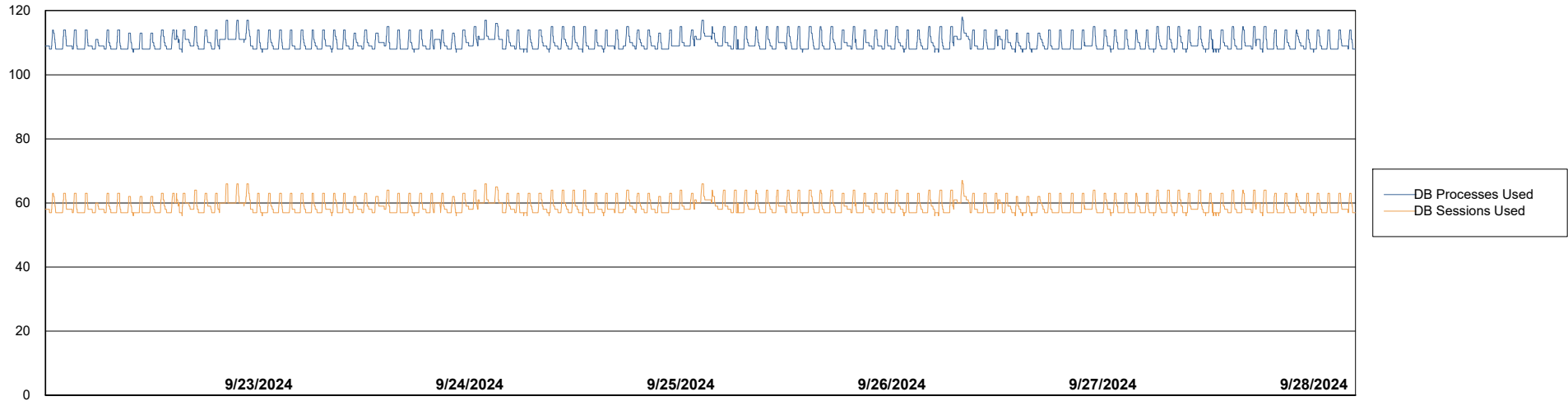
Weekly SLA Customer Report

Customer LLG_Production
Database ID 148



Database Performance LLG_ABSDB02_PROD_HSBABS1

DB Processes Max 300
DB Processes Max 0
DB Processes Max 4

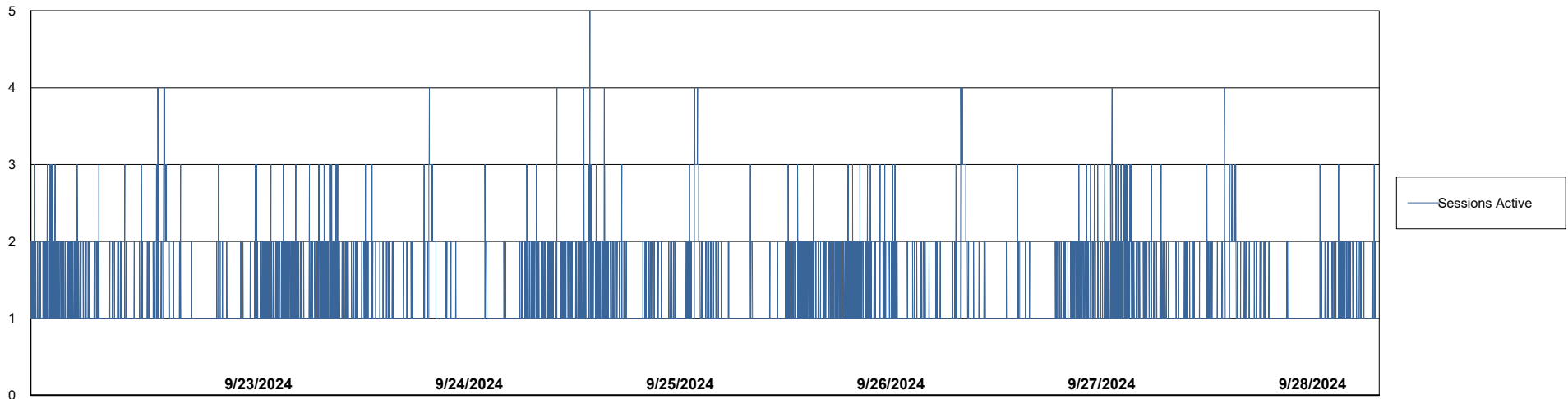
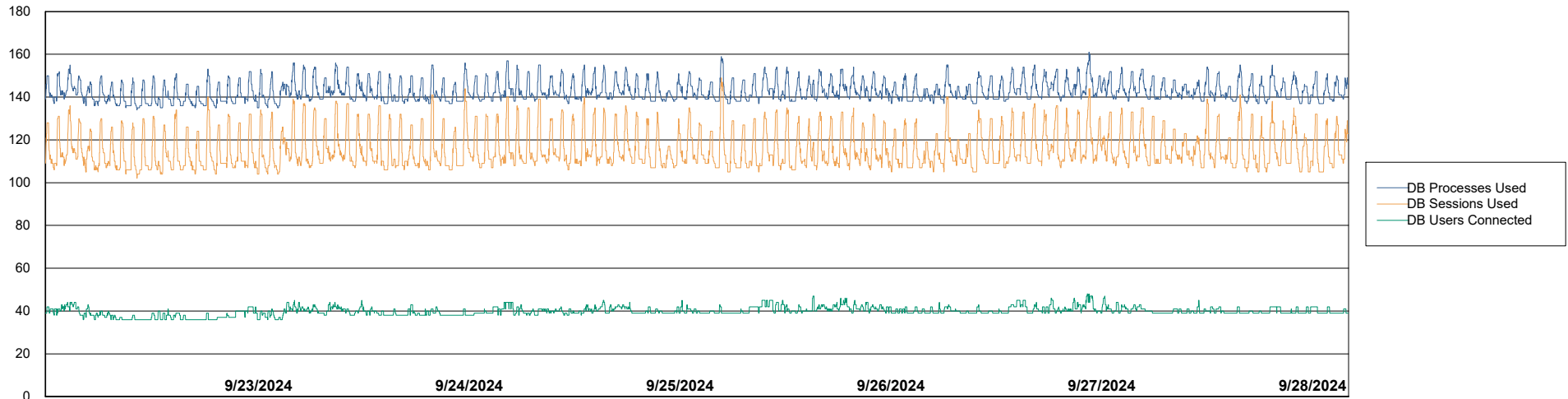


Weekly SLA Customer Report

Customer LLG_Production
Database ID 148



Database Performance LLG_ABSDB1_PROD_ABS1



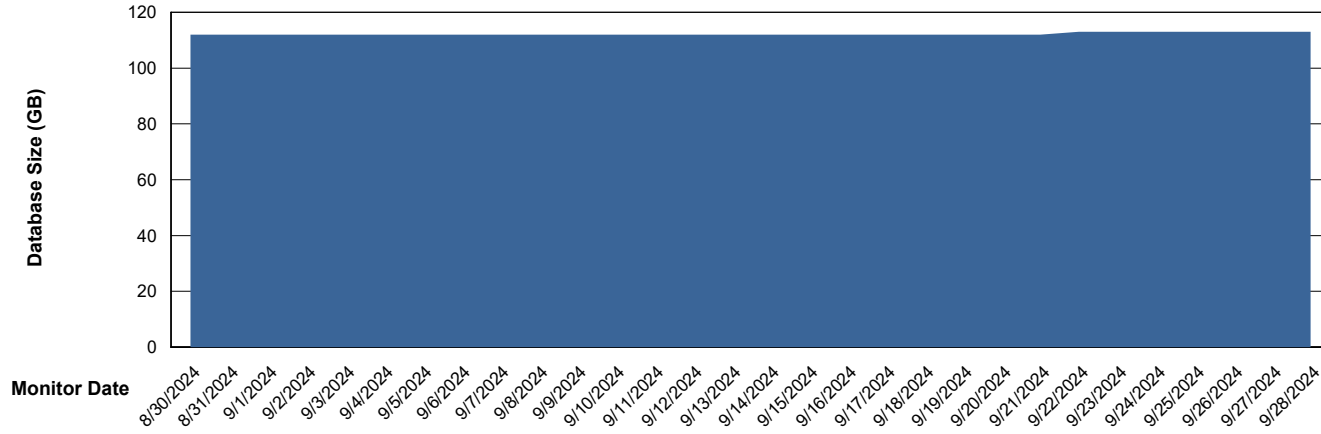
Weekly SLA Customer Report

Customer LLG_Production
Database ID 148



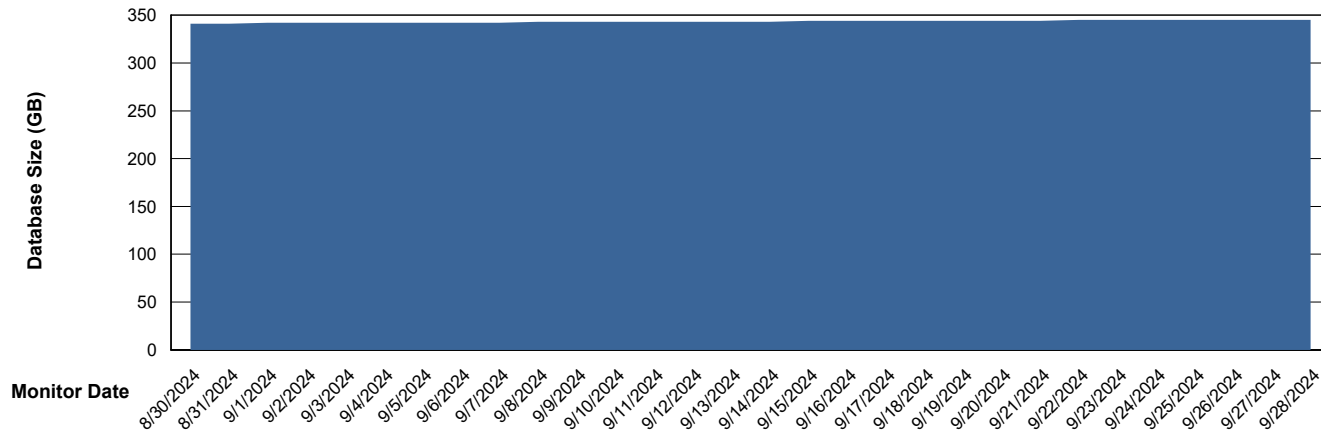
DATABASE SIZE LLG_ABSBI01_BI_PROD_ABS1

Database growth over last month



DATABASE SIZE LLG_ABSDB1_PROD_ABS1

Database growth over last month



Weekly SLA Customer Report

Customer LLG_Production
Database ID 148



Database Tablespace LLG_ABSBI01_BI_PROD_ABS1

Date	Tablespace Name	Filesize (Gb)	Usedsize (Gb)	Percentage free
9/28/2024	ABSDATA	64	47	27
	INDX	72	59	19
9/27/2024	ABSDATA	64	47	27
	INDX	72	59	19
9/26/2024	ABSDATA	64	47	27
	INDX	72	59	19
9/25/2024	ABSDATA	64	47	27
	INDX	72	58	19
9/24/2024	ABSDATA	64	47	27
	INDX	72	58	19
9/23/2024	ABSDATA	64	47	27
	INDX	72	58	19
9/22/2024	ABSDATA	64	47	27
	INDX	72	58	19

Weekly SLA Customer Report

Customer LLG_Production
 Database ID 148



Database Tablespace LLG_ABSDB1_PROD_ABS1

Date	Tablespace Name	Filesize (Gb)	Usedsize (Gb)	Percentage free
9/28/2024	ABSDATA	178	141	21
	INDX	224	189	16
9/27/2024	ABSDATA	178	141	21
	INDX	224	189	16
9/26/2024	ABSDATA	178	141	21
	INDX	224	189	16
9/25/2024	ABSDATA	178	141	21
	INDX	224	189	16
9/24/2024	ABSDATA	178	141	21
	INDX	224	189	16
9/23/2024	ABSDATA	178	141	21
	INDX	224	189	16
9/22/2024	ABSDATA	178	141	21
	INDX	224	189	16

BI Status and last ETL error for LLG_ABSBI01_BI_PROD_ABS1

	Mon 23/9/2024	Tue 24/9/2024	Wed 25/9/2024	Thu 26/9/2024	Fri 27/9/2024	Sat 28/9/2024
ABS DataWarehouse ETL Health	OK	OK	OK	OK	OK	OK
ABS DWHStaging ETL Health	OK	OK	OK	OK	OK	OK

Weekly SLA Customer Report

Customer LLG_Production
Database ID 148



BI last ETL error for	LLG_ABSBI01_BI_PROD_ABS1
-----------------------	--------------------------

Tue, 24-09-2024	None
Thu, 26-09-2024	None
Fri, 27-09-2024	None
Mon, 23-09-2024	None
Wed, 25-09-2024	None
Mon, 23-09-2024	None
Fri, 27-09-2024	None
Wed, 25-09-2024	None
Sat, 28-09-2024	None
Sun, 22-09-2024	None
Thu, 26-09-2024	None
Sun, 22-09-2024	None
Tue, 24-09-2024	None
Sat, 28-09-2024	None

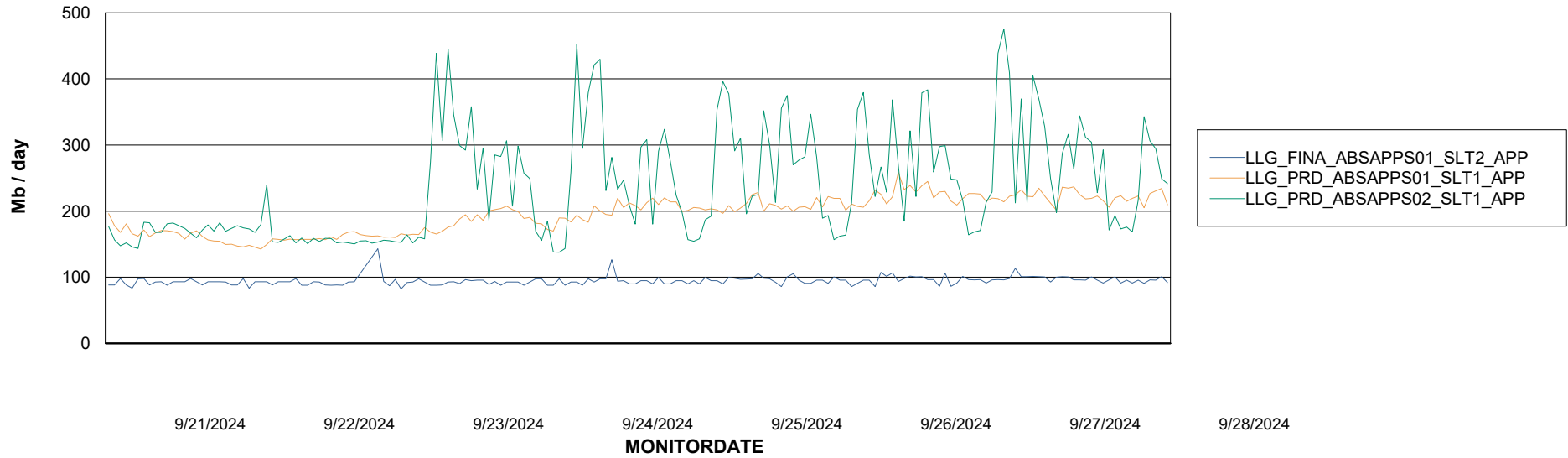
Weekly SLA Customer Report

Customer LLG_Production
Database ID 148

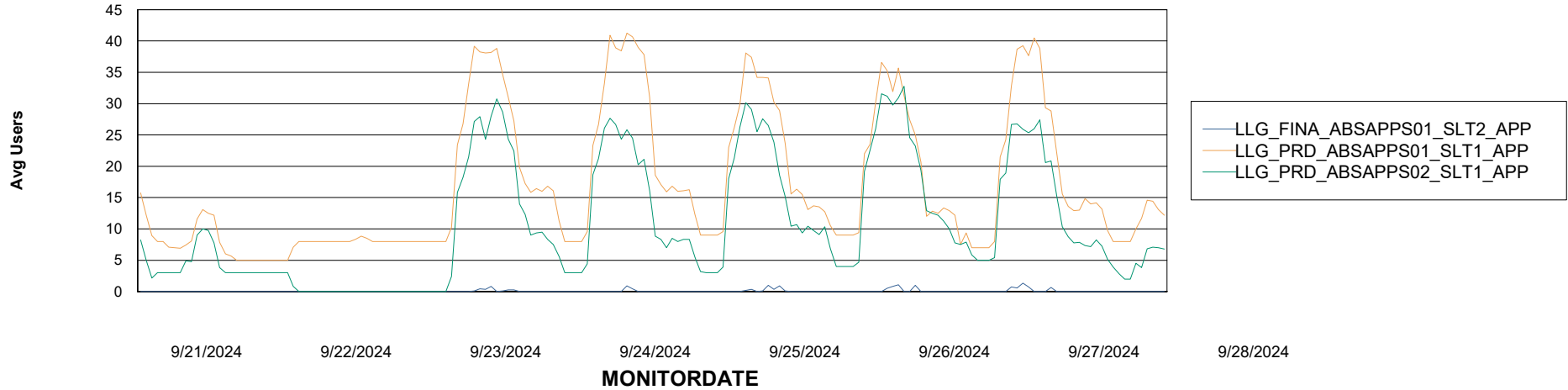


ABSSolute Application Server Services

Avg memory used per ABS Server Service



Avg users per day per ABS server



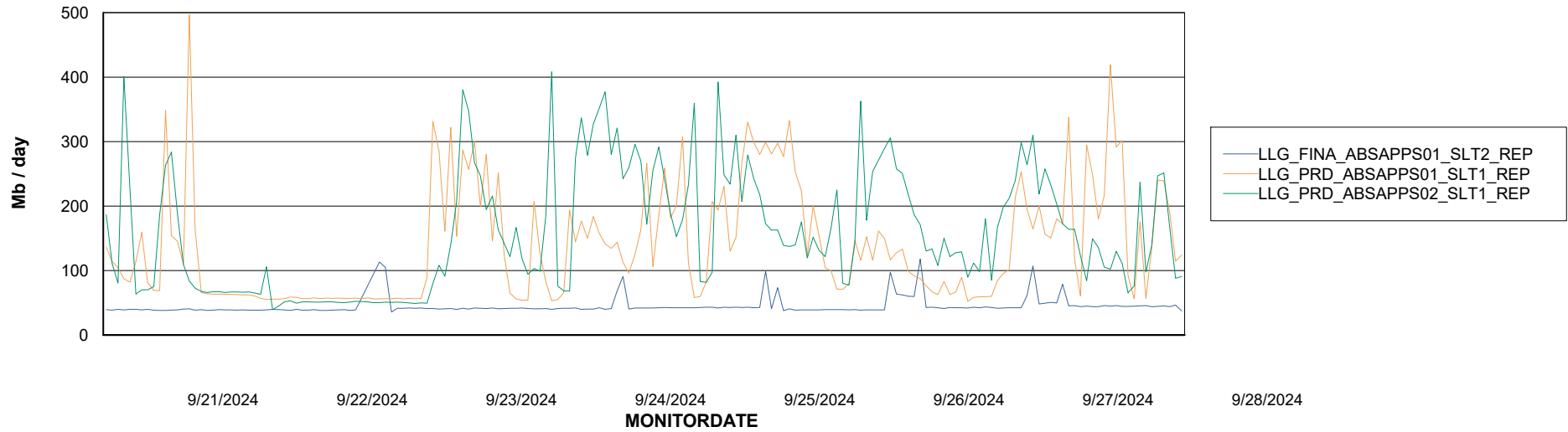
Weekly SLA Customer Report

Customer LLG_Production
Database ID 148



ABSSolute Application ReportServer Services

Avg memory used per ReportServer Service



Disaster per ABS component

