

Weekly SLA Customer Report

Customer LLG_Production
 Database ID 148



Harddisk Usage LLG_ABSAPPS01

	Free disk space on C: (%)	Total disk space on C: (Gb)	Used disk space on C: (Gb)	Free disk space on D: (%)	Total disk space on D: (Gb)	Used disk space on D: (Gb)
9/21/2024	88	500	59	98	393	8
9/20/2024	88	500	59	98	393	8
9/19/2024	88	500	59	98	393	8
9/18/2024	88	500	58	98	393	8
9/17/2024	88	500	58	98	393	8
9/16/2024	88	500	58	98	393	8
9/15/2024	88	500	58	98	393	8

Harddisk Usage LLG_ABSApps02

	Free disk space on C: (%)	Total disk space on C: (Gb)	Used disk space on C: (Gb)	Free disk space on D: (%)	Total disk space on D: (Gb)	Used disk space on D: (Gb)
9/21/2024	91	500	43	96	393	15
9/20/2024	91	500	43	96	393	15
9/19/2024	91	500	43	96	393	15
9/18/2024	91	500	43	96	393	15
9/17/2024	91	500	43	96	393	15
9/16/2024	91	500	43	96	393	15
9/15/2024	91	500	43	96	393	15

Weekly SLA Customer Report

Customer LLG_Production
Database ID 148



Harddisk Usage LLG_ABSBI01

	Free disk space on C: (%)	Total disk space on C: (Gb)	Used disk space on C: (Gb)	Free disk space on D: (%)	Total disk space on D: (Gb)	Used disk space on D: (Gb)
9/21/2024	83	446	74	91	2,681	239
9/20/2024	84	446	74	91	2,681	239
9/19/2024	83	446	74	91	2,681	239
9/18/2024	84	446	74	91	2,681	239
9/17/2024	84	446	73	91	2,681	239
9/16/2024	84	446	73	91	2,681	239
9/15/2024	84	446	73	91	2,681	238

Harddisk Usage LLG_ABSDB01

	Free disk space on C: (%)	Total disk space on C: (Gb)	Used disk space on C: (Gb)	Free disk space on D: (%)	Total disk space on D: (Gb)	Used disk space on D: (Gb)	Free disk space on E: (%)	Total disk space on E: (Gb)	Used disk space on E: (Gb)
9/21/2024	88	446	54	72	1,605	452	69	1,077	337
9/20/2024	88	446	54	72	1,605	452	69	1,077	335
9/19/2024	88	446	55	72	1,605	452	69	1,077	335
9/18/2024	88	446	54	72	1,605	452	69	1,077	335
9/17/2024	88	446	54	72	1,605	452	69	1,077	335
9/16/2024	88	446	54	72	1,605	452	69	1,077	335
9/15/2024	88	446	54	72	1,605	452	67	1,077	355

Weekly SLA Customer Report

Customer LLG_Production
 Database ID 148



Harddisk Usage LLG_ABSDB02

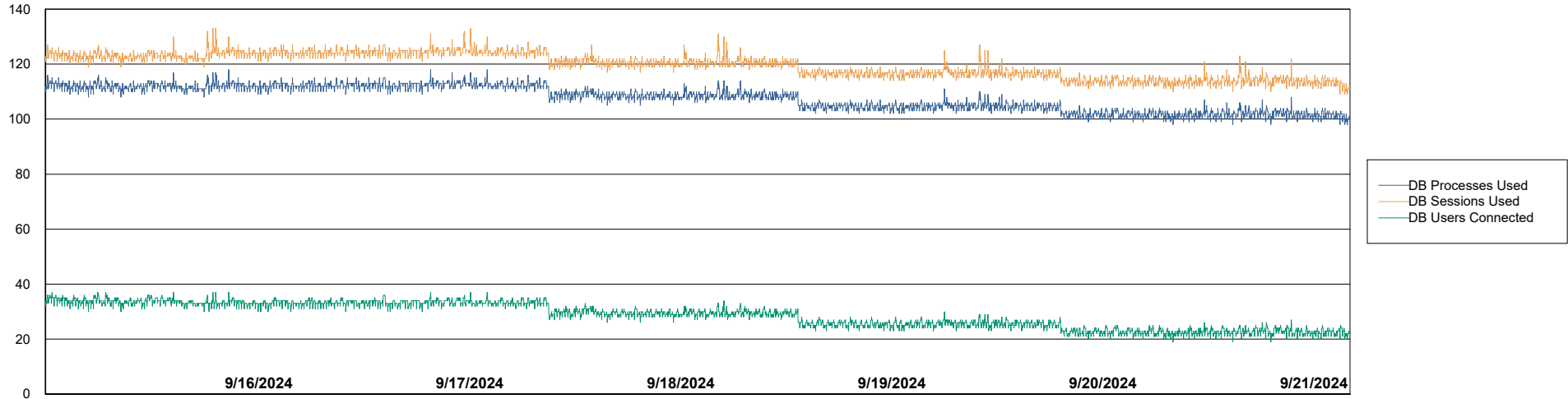
	Free disk space on C: (%)	Total disk space on C: (Gb)	Used disk space on C: (Gb)	Free disk space on D: (%)	Total disk space on D: (Gb)	Used disk space on D: (Gb)	Free disk space on E: (%)	Total disk space on E: (Gb)	Used disk space on E: (Gb)
9/21/2024	63	446	163	64	1,605	583	99	1,077	7
9/20/2024	63	446	163	64	1,605	583	99	1,077	6
9/19/2024	63	446	163	64	1,605	583	100	1,077	4
9/18/2024	63	446	163	64	1,605	583	100	1,077	2
9/17/2024	64	446	162	64	1,605	573	60	1,077	432
9/16/2024	64	446	162	63	1,605	592	16	1,077	905
9/15/2024	64	446	162	63	1,605	592	30	1,077	758

Weekly SLA Customer Report

Customer LLG_Production
Database ID 148



Database Performance LLG_ABSBI01_BI_PROD_ABS1



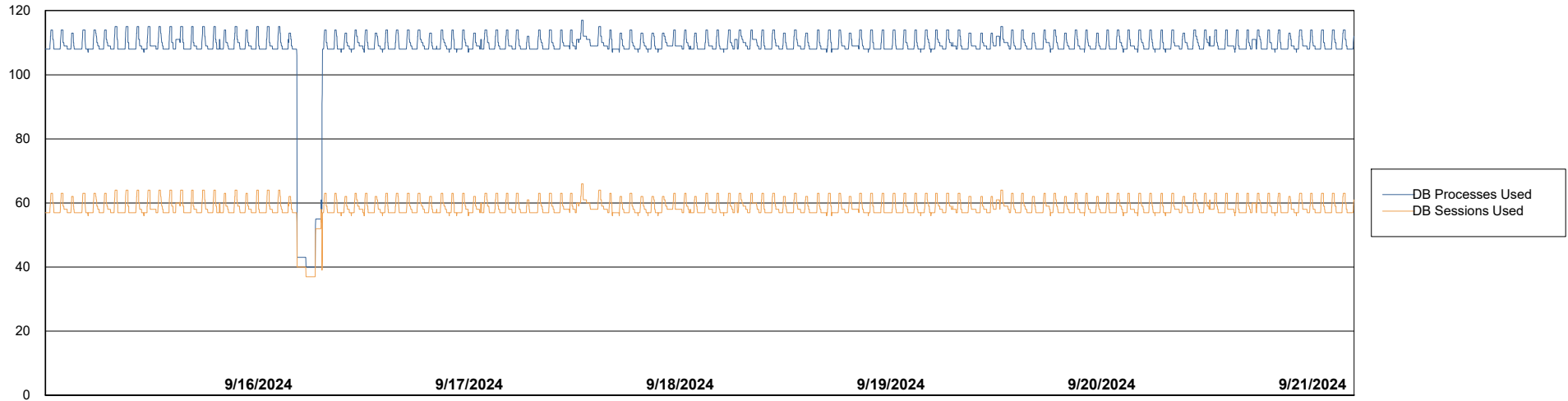
Weekly SLA Customer Report

Customer LLG_Production
Database ID 148



Database Performance LLG_ABSDB02_PROD_HSBABS1

DB Processes Max 0
DB Processes Max 300
DB Processes Max 4

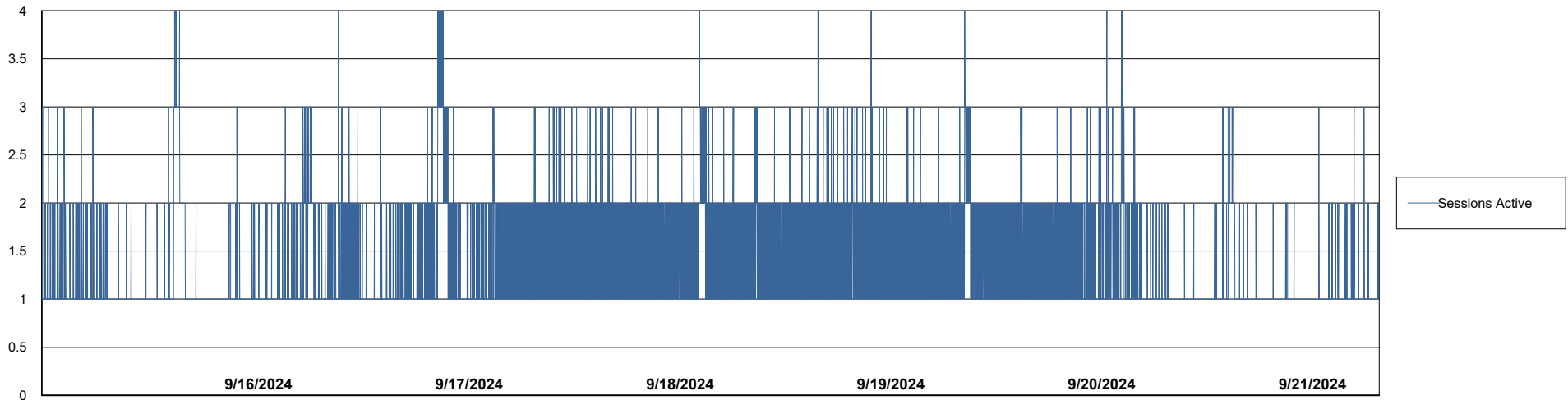
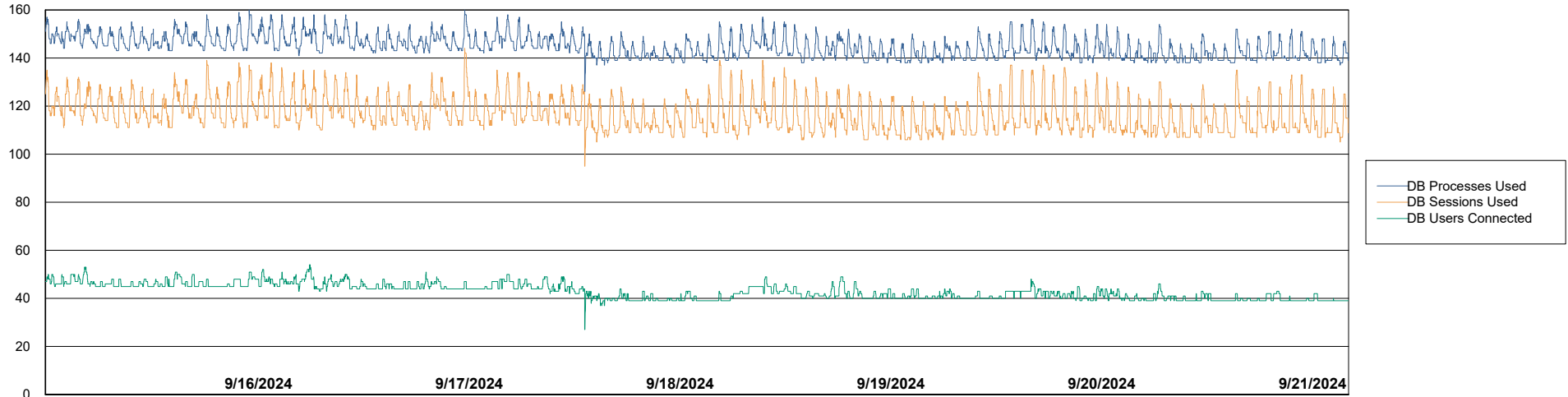


Weekly SLA Customer Report

Customer LLG_Production
Database ID 148



Database Performance LLG_ABSDB1_PROD_ABS1



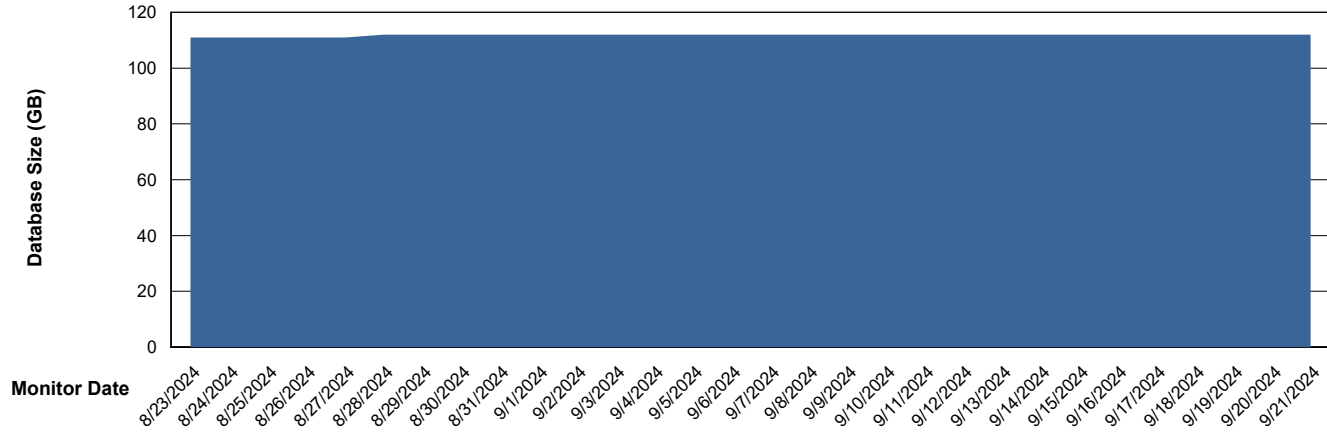
Weekly SLA Customer Report

Customer LLG_Production
Database ID 148



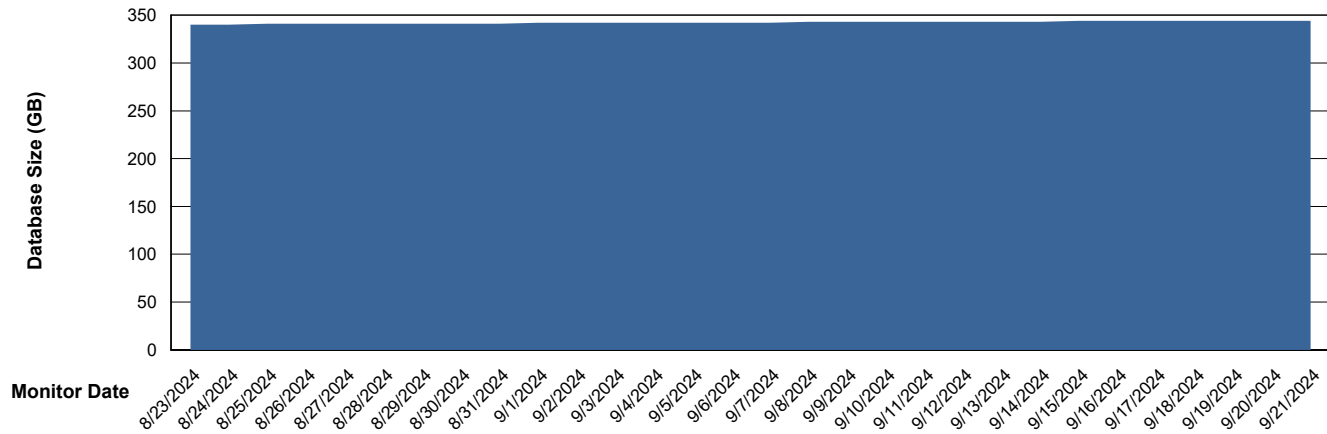
DATABASE SIZE LLG_ABSBI01_BI_PROD_ABS1

Database growth over last month



DATABASE SIZE LLG_ABSDB1_PROD_ABS1

Database growth over last month



Weekly SLA Customer Report

Customer LLG_Production
 Database ID 148



Database Tablespace LLG_ABSBI01_BI_PROD_ABS1

Date	Tablespace Name	Filesize (Gb)	Usedsize (Gb)	Percentage free
9/21/2024	ABSDATA	64	46	27
	INDX	72	58	19
9/20/2024	ABSDATA	64	46	27
	INDX	72	58	19
9/19/2024	ABSDATA	64	46	27
	INDX	72	58	19
9/18/2024	ABSDATA	64	46	28
	INDX	72	58	19
9/17/2024	ABSDATA	64	46	28
	INDX	72	58	19
9/16/2024	ABSDATA	64	46	28
	INDX	72	58	19
9/15/2024	ABSDATA	64	46	28
	INDX	72	58	19

Weekly SLA Customer Report

Customer LLG_Production
 Database ID 148



Database Tablespace LLG_ABSDB1_PROD_ABS1

Date	Tablespace Name	Filesize (Gb)	Usedsize (Gb)	Percentage free
9/21/2024	ABSDATA	178	141	21
	INDX	224	189	16
9/20/2024	ABSDATA	178	141	21
	INDX	224	189	16
9/19/2024	ABSDATA	178	141	21
	INDX	224	188	16
9/18/2024	ABSDATA	178	141	21
	INDX	224	188	16
9/17/2024	ABSDATA	178	141	21
	INDX	224	188	16
9/16/2024	ABSDATA	178	141	21
	INDX	224	188	16
9/15/2024	ABSDATA	178	141	21
	INDX	224	188	16

BI Status and last ETL error for LLG_ABSBI01_BI_PROD_ABS1

	Mon 16/9/2024	Tue 17/9/2024	Wed 18/9/2024	Thu 19/9/2024	Fri 20/9/2024	Sat 21/9/2024
ABS DataWarehouse ETL Health	OK	OK	OK	OK	OK	OK
ABS DWHStaging ETL Health	OK	OK	OK	OK	OK	OK

Weekly SLA Customer Report

Customer LLG_Production
Database ID 148



BI last ETL error for	LLG_ABSBI01_BI_PROD_ABS1
-----------------------	--------------------------

Thu, 19-09-2024	None
Tue, 17-09-2024	None
Fri, 20-09-2024	None
Mon, 16-09-2024	None
Tue, 17-09-2024	None
Sat, 21-09-2024	None
Fri, 20-09-2024	None
Sat, 21-09-2024	None
Sun, 15-09-2024	None
Mon, 16-09-2024	None
Wed, 18-09-2024	None
Wed, 18-09-2024	None
Thu, 19-09-2024	None
Sun, 15-09-2024	None

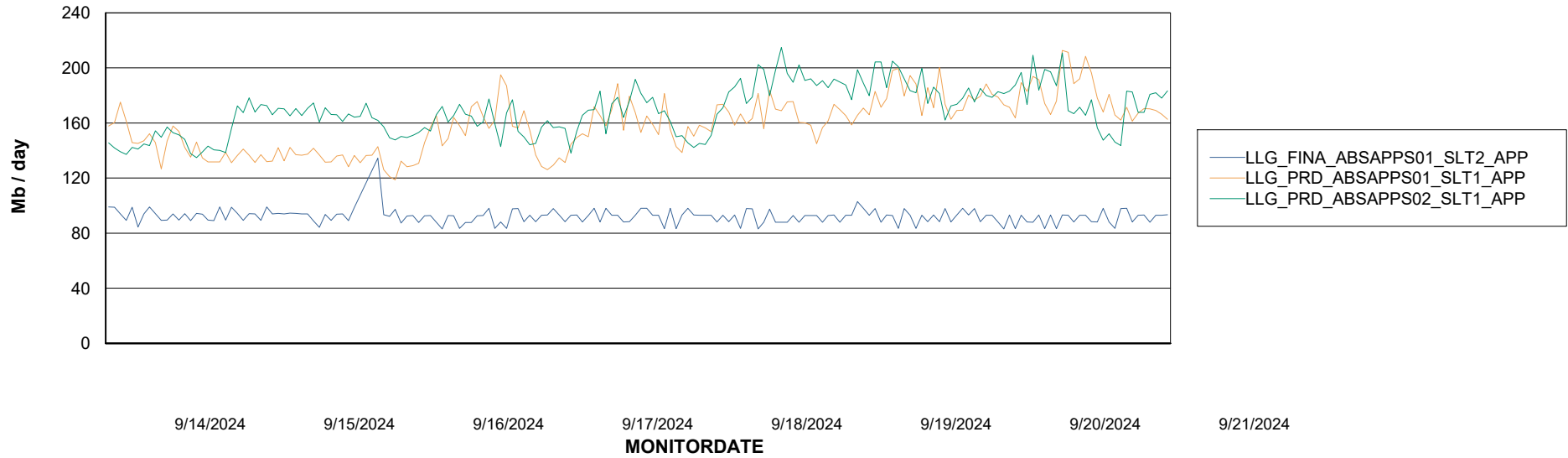
Weekly SLA Customer Report

Customer LLG_Production
Database ID 148

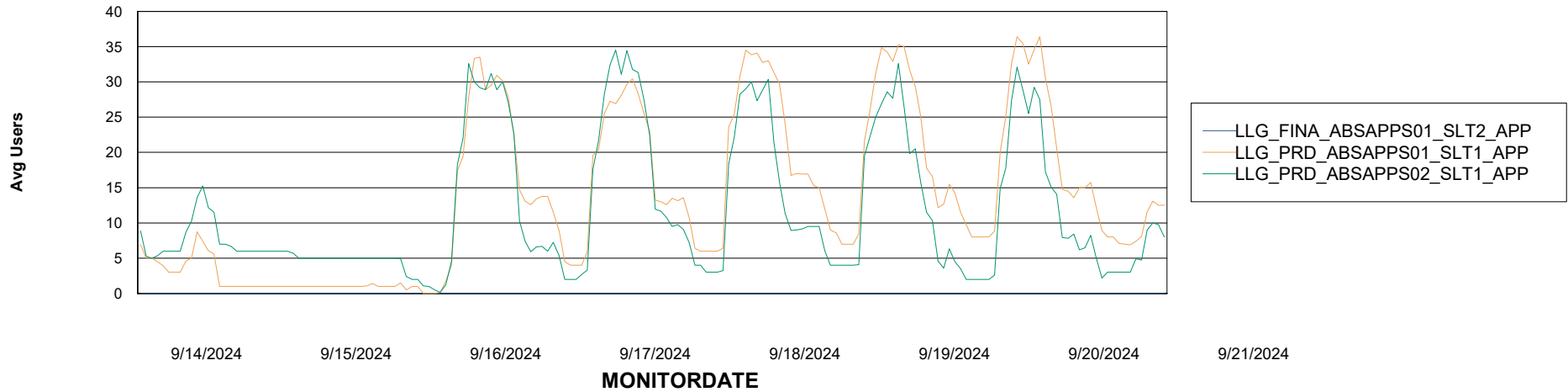


ABSSolute Application Server Services

Avg memory used per ABS Server Service



Avg users per day per ABS server



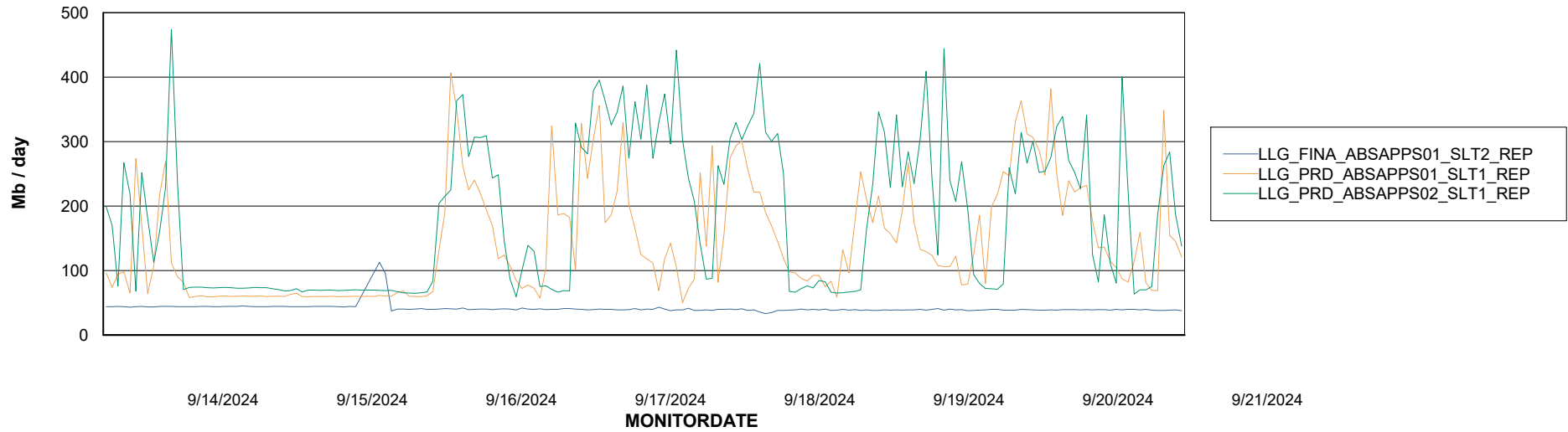
Weekly SLA Customer Report

Customer LLG_Production
Database ID 148



ABSSolute Application ReportServer Services

Avg memory used per ReportServer Service



Disaster per ABS component

