

Weekly SLA Customer Report

Customer VEN_Production
 Database ID 35



Harddisk Usage VEN_PRD_VENABS06_DB

	Free disk space on C: (%)	Total disk space on C: (Gb)	Used disk space on C: (Gb)	Free disk space on D: (%)	Total disk space on D: (Gb)	Used disk space on D: (Gb)	Free disk space on E: (%)	Total disk space on E: (Gb)	Used disk space on E: (Gb)
9/14/2024	36	102	65	24	871	663	80	400	79
9/13/2024	36	102	65	24	871	663	82	400	73
9/12/2024	35	102	66	24	871	663	81	400	78
9/11/2024	35	102	66	24	871	663	81	400	75
9/10/2024	37	102	64	24	871	663	82	400	74
9/9/2024	37	102	64	24	871	663	82	400	71
9/8/2024	37	102	64	24	871	663	83	400	69

Harddisk Usage VEN_PRD_VENABS07_SB-DB

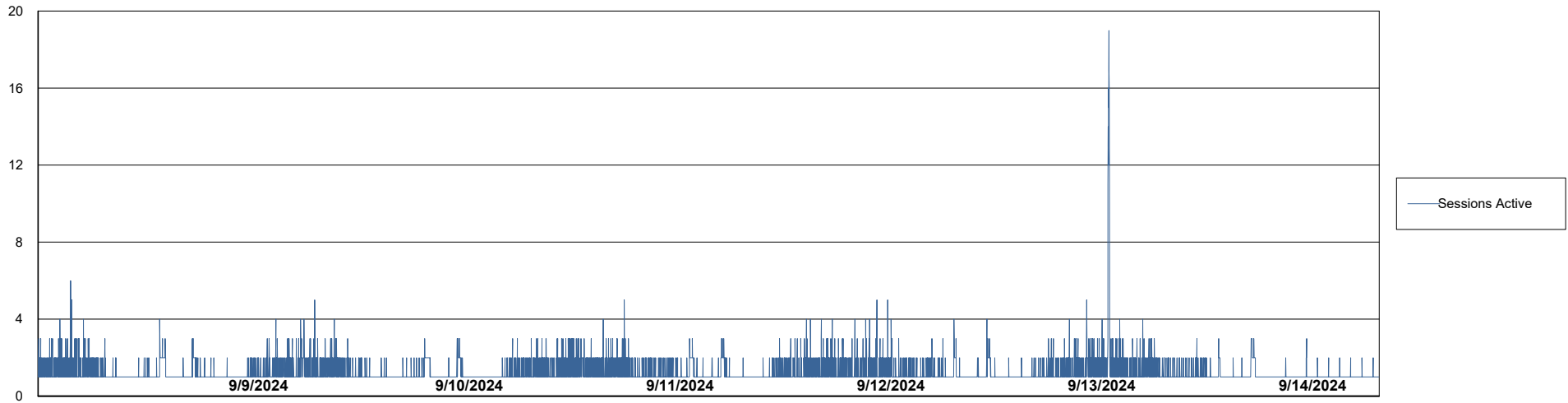
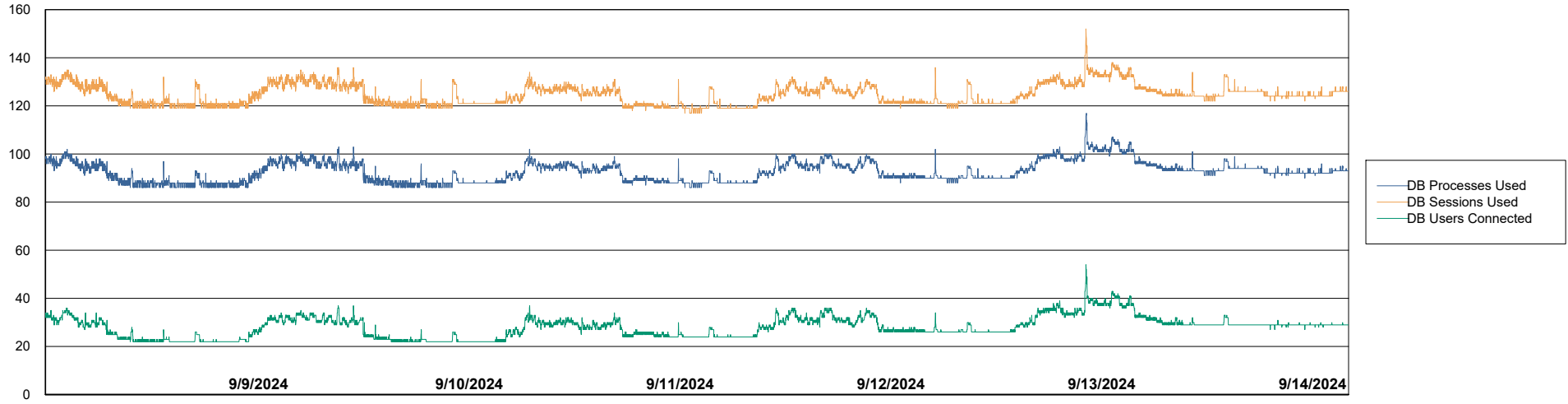
	Free disk space on C: (%)	Total disk space on C: (Gb)	Used disk space on C: (Gb)	Free disk space on D: (%)	Total disk space on D: (Gb)	Used disk space on D: (Gb)	Free disk space on E: (%)	Total disk space on E: (Gb)	Used disk space on E: (Gb)
9/14/2024	39	102	63	23	1,100	852	89	400	45
9/13/2024	35	102	66	23	1,100	852	89	400	46
9/12/2024	32	102	70	23	1,100	852	87	400	50
9/11/2024	32	102	70	23	1,100	852	88	400	47
9/10/2024	32	102	70	23	1,100	852	88	400	46
9/9/2024	32	102	70	23	1,100	852	89	400	44
9/8/2024	32	102	70	23	1,100	852	90	400	42

Weekly SLA Customer Report

Customer VEN_Production
Database ID 35



Database Performance VENDB_Production_ABS1



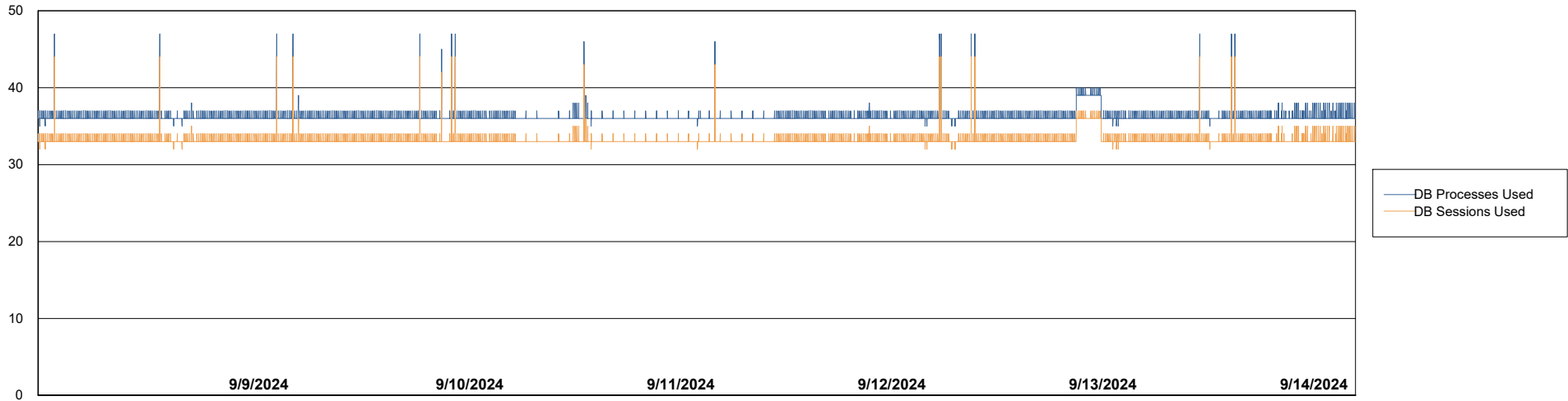
Weekly SLA Customer Report

Customer VEN_Production
Database ID 35



Database Performance VENDB_Standby_ABS1_SB

DB Processes Max 300



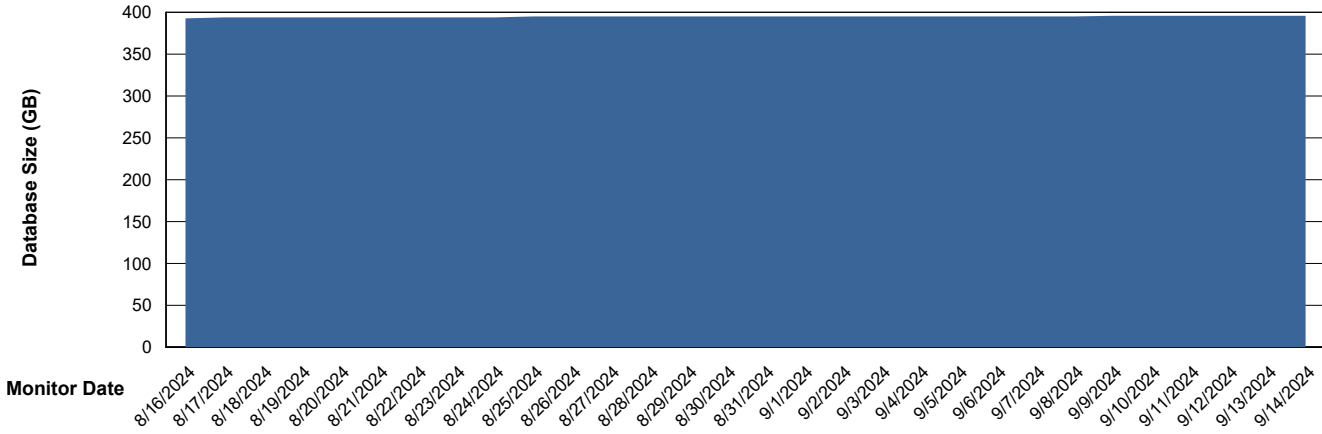
Weekly SLA Customer Report

Customer VEN_Production
 Database ID 35



DATABASE SIZE VENABLE_Production_ABS1

Database growth over last month



Database Tablespace VENABLE_Production_ABS1

Date	Tablespace Name	Filesize (Gb)	Usedsize (Gb)	Percentage free
9/14/2024	ABSDATA	240	198	18
	INDX	223	186	17
9/13/2024	ABSDATA	240	198	18
	INDX	223	186	17
9/12/2024	ABSDATA	240	198	18
	INDX	223	186	17
9/11/2024	ABSDATA	240	198	18
	INDX	223	186	17
9/10/2024	ABSDATA	240	198	18
	INDX	223	186	17
9/9/2024	ABSDATA	240	198	18
	INDX	223	186	17
9/8/2024	ABSDATA	240	198	18
	INDX	223	186	17

Weekly SLA Customer Report

Customer VEN_Production
Database ID 35



Standby Database Health VEN_Production

Recovery lag for last 7 days

