

Weekly SLA Customer Report

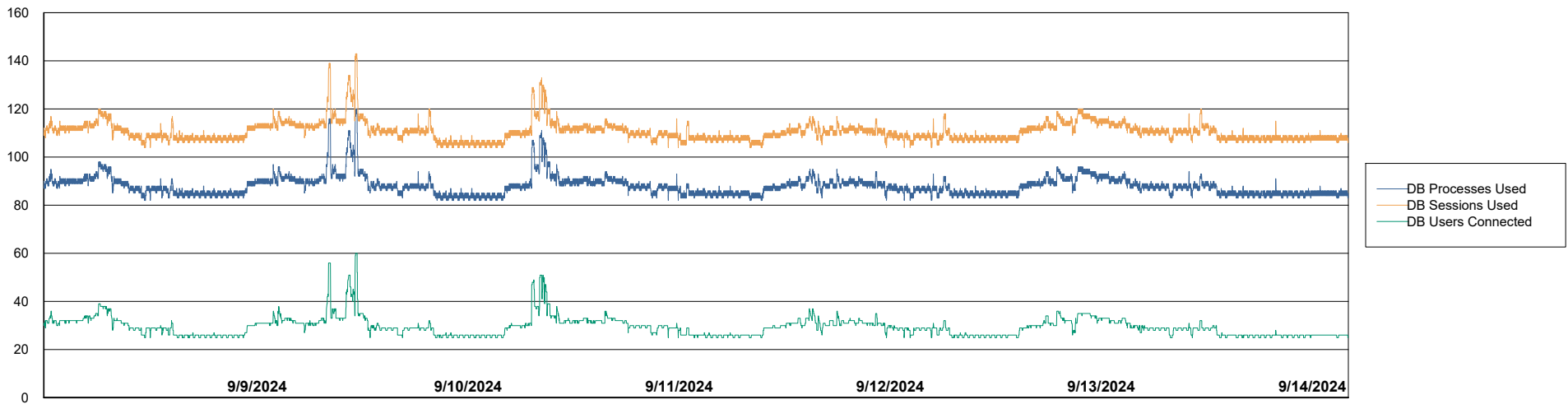
Customer RAS_Production
 Database ID 189



Harddisk Usage RAS_PRD_NEDLIN-ST-APP01

	Free disk space on C: (%)	Total disk space on C: (Gb)	Used disk space on C: (Gb)	Free disk space on D: (%)	Total disk space on D: (Gb)	Used disk space on D: (Gb)	Free disk space on E: (%)	Total disk space on E: (Gb)	Used disk space on E: (Gb)
9/14/2024	43	249	141	23	310	239	85	100	15
9/13/2024	44	249	141	23	310	239	85	100	15
9/12/2024	44	249	140	23	310	239	85	100	15
9/11/2024	44	249	139	23	310	239	85	100	15
9/10/2024	45	249	138	23	310	239	85	100	15
9/9/2024	45	249	137	23	310	239	86	100	14
9/8/2024	45	249	136	23	310	239	85	100	15

Database Performance RAS_PRD_NEDLIN-ST-APP01_ABS1



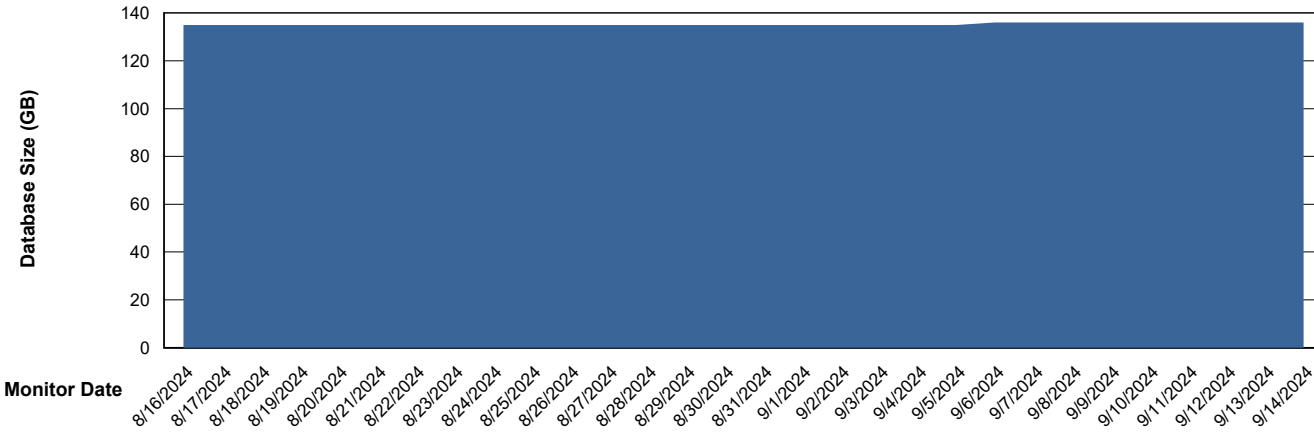
Weekly SLA Customer Report

Customer RAS_Production
 Database ID 189



DATABASE SIZE RAS_PRD_NEDLIN-ST-APP01_ABS1

Database growth over last month



Database Tablespace RAS_PRD_NEDLIN-ST-APP01_ABS1

Date	Tablespace Name	Filesize (Gb)	Usedsize (Gb)	Percentage free
9/14/2024	ABSDATA	60	36	40
	INDX	128	91	29
9/13/2024	ABSDATA	60	36	40
	INDX	128	91	29
9/12/2024	ABSDATA	60	36	40
	INDX	128	91	29
9/11/2024	ABSDATA	60	36	40
	INDX	128	90	29
9/10/2024	ABSDATA	60	36	41
	INDX	128	90	29
9/9/2024	ABSDATA	60	36	41
	INDX	128	90	29
9/8/2024	ABSDATA	60	36	41
	INDX	128	90	29

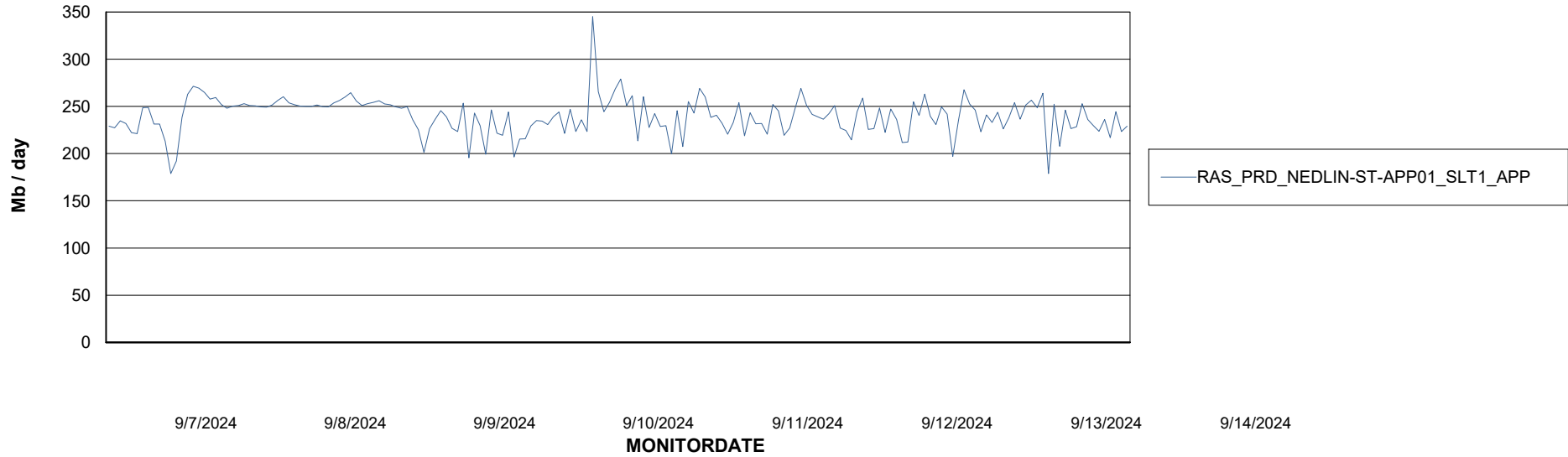
Weekly SLA Customer Report

Customer RAS_Production
Database ID 189

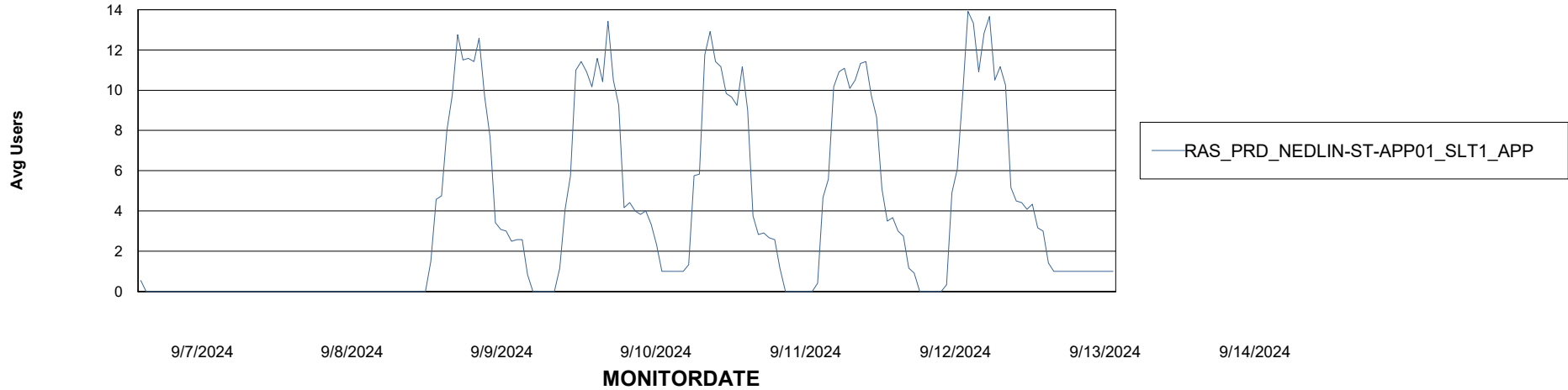


ABSSolute Application Server Services

Avg memory used per ABS Server Service



Avg users per day per ABS server



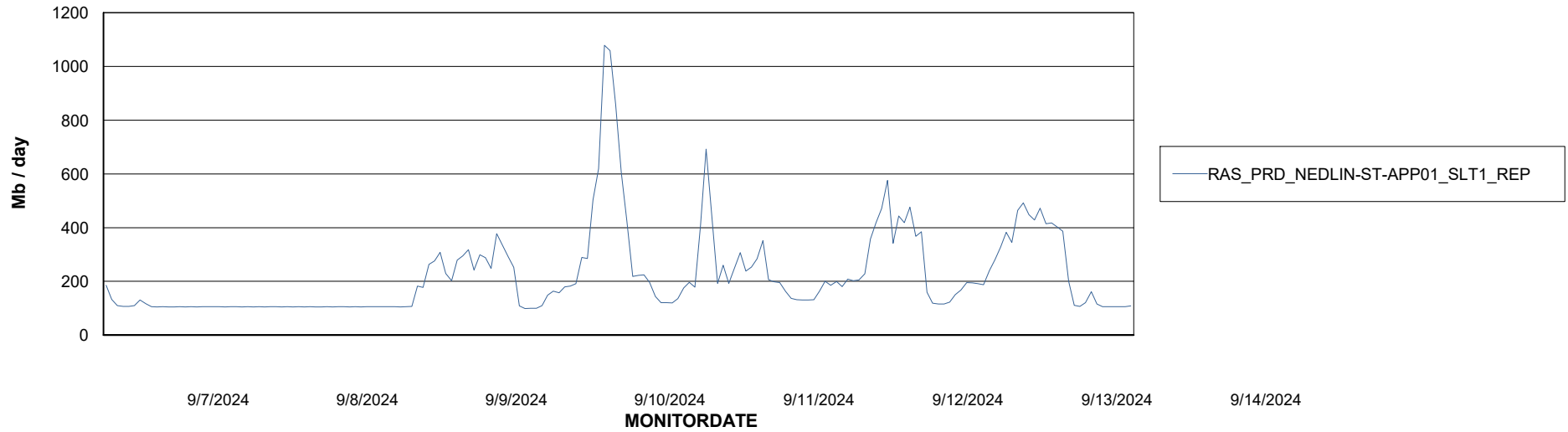
Weekly SLA Customer Report

Customer RAS_Production
Database ID 189



ABSSolute Application ReportServer Services

Avg memory used per ReportServer Service



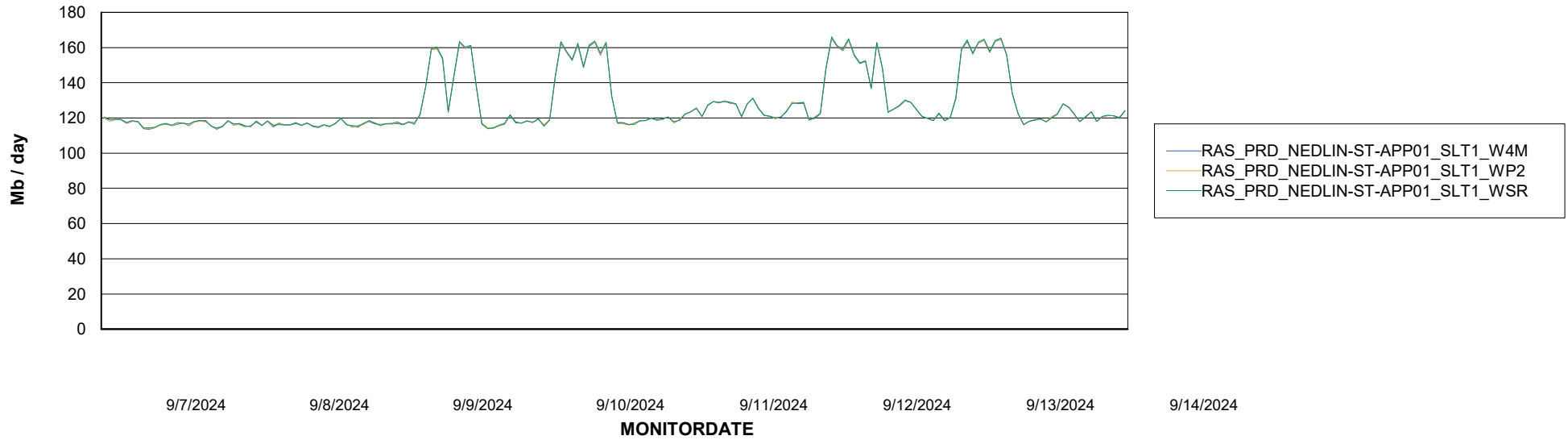
Weekly SLA Customer Report

Customer RAS_Production
Database ID 189



ABSSolute Web Component Services

Avg memory used per ABS Web component



Weekly SLA Customer Report

Customer RAS_Production
Database ID 189



Disaster per ABS component

