

Weekly SLA Customer Report

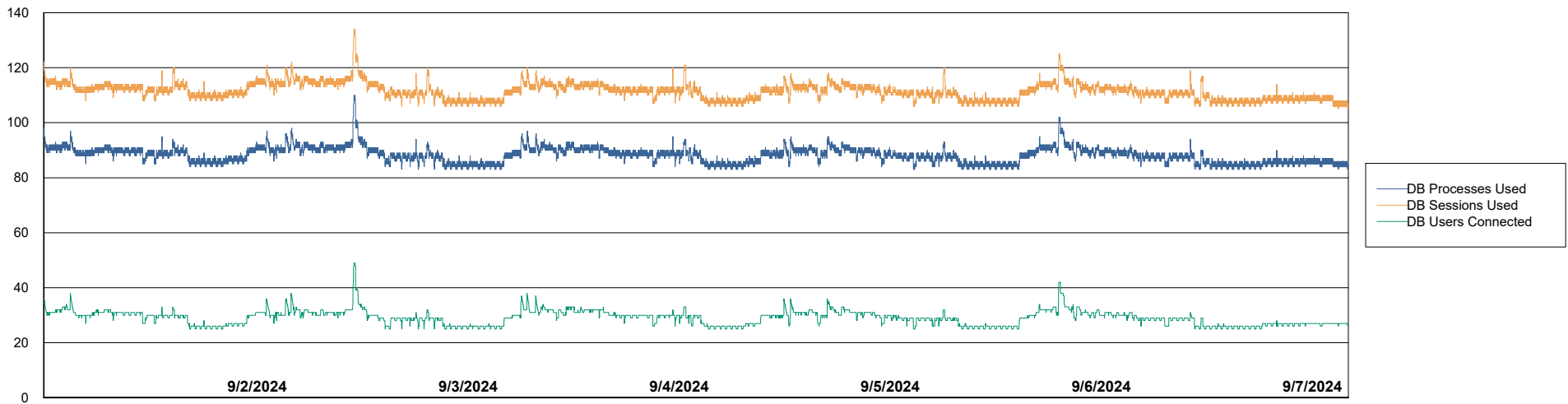
Customer RAS_Production
 Database ID 189



Harddisk Usage RAS_PRD_NEDLIN-ST-APP01

	Free disk space on C: (%)	Total disk space on C: (Gb)	Used disk space on C: (Gb)	Free disk space on D: (%)	Total disk space on D: (Gb)	Used disk space on D: (Gb)	Free disk space on E: (%)	Total disk space on E: (Gb)	Used disk space on E: (Gb)
9/7/2024	45	249	136	23	310	239	85	100	15
9/6/2024	46	249	135	23	310	239	86	100	14
9/5/2024	46	249	135	23	310	239	86	100	14
9/4/2024	46	249	135	23	310	239	86	100	14
9/3/2024	46	249	134	23	310	239	86	100	14
9/2/2024	46	249	134	23	310	239	86	100	14
9/1/2024	47	249	133	23	310	239	86	100	14

Database Performance RAS_PRD_NEDLIN-ST-APP01_ABS1



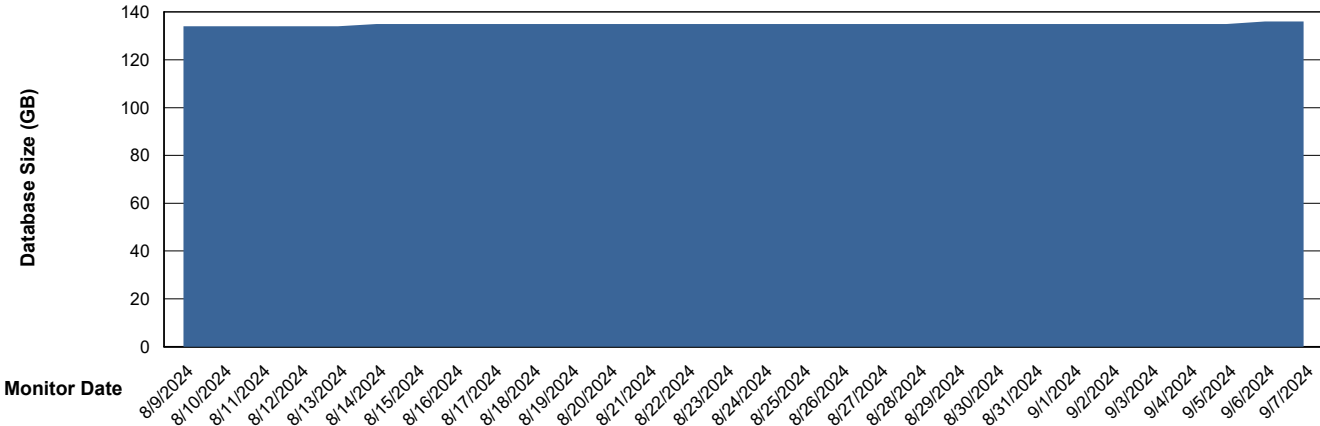
Weekly SLA Customer Report

Customer RAS_Production
 Database ID 189



DATABASE SIZE RAS_PRD_NEDLIN-ST-APP01_ABS1

Database growth over last month



Database Tablespace RAS_PRD_NEDLIN-ST-APP01_ABS1

Date	Tablespace Name	Filesize (Gb)	Usedsize (Gb)	Percentage free
9/7/2024	ABSDATA	60	36	41
	INDX	128	90	29
9/6/2024	ABSDATA	60	36	40
	INDX	128	90	29
9/5/2024	ABSDATA	60	36	41
	INDX	128	90	29
9/4/2024	ABSDATA	60	36	41
	INDX	128	90	30
9/3/2024	ABSDATA	60	36	41
	INDX	128	90	30
9/2/2024	ABSDATA	60	36	41
	INDX	128	90	30
9/1/2024	ABSDATA	60	36	41
	INDX	128	90	30

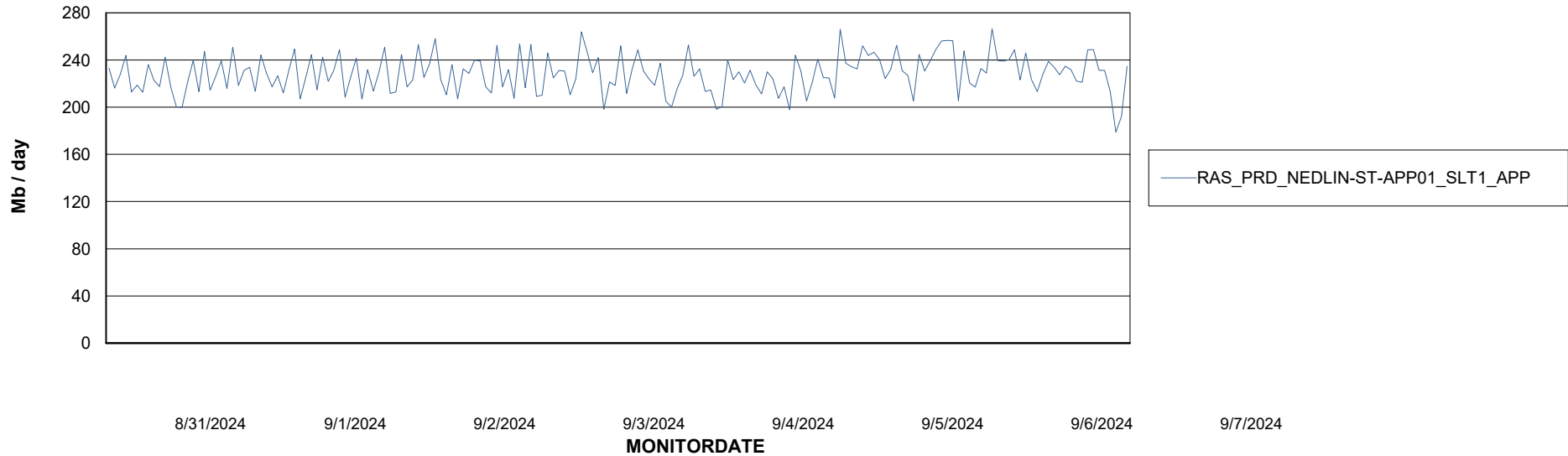
Weekly SLA Customer Report

Customer RAS_Production
Database ID 189

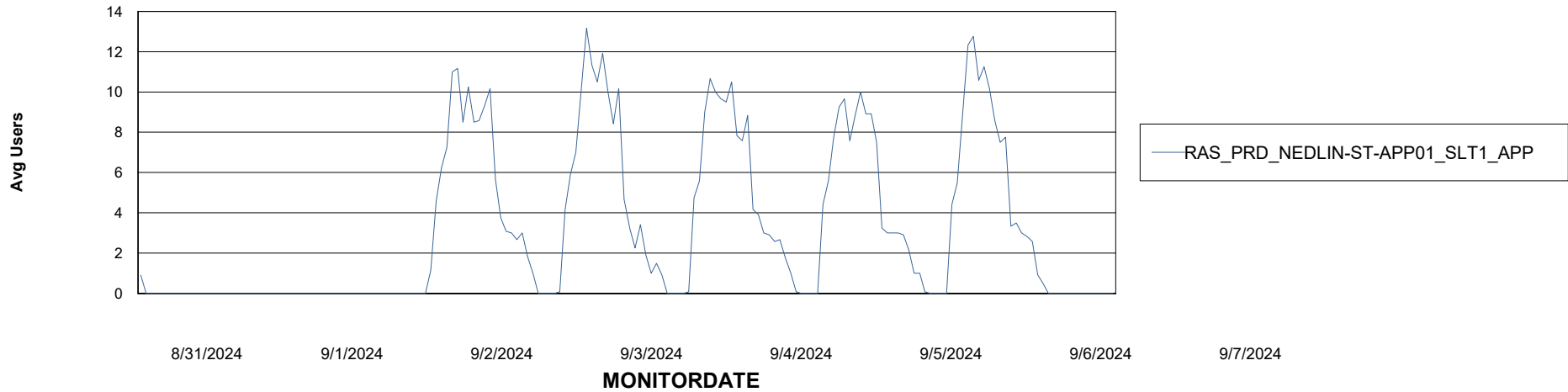


ABSSolute Application Server Services

Avg memory used per ABS Server Service



Avg users per day per ABS server



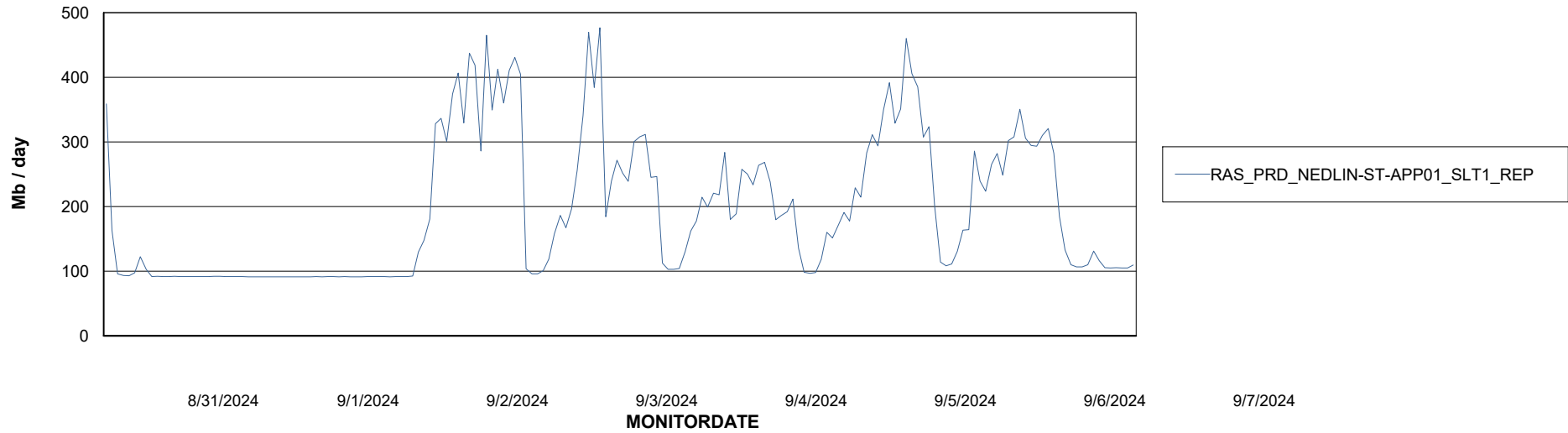
Weekly SLA Customer Report

Customer RAS_Production
Database ID 189



ABSSolute Application ReportServer Services

Avg memory used per ReportServer Service



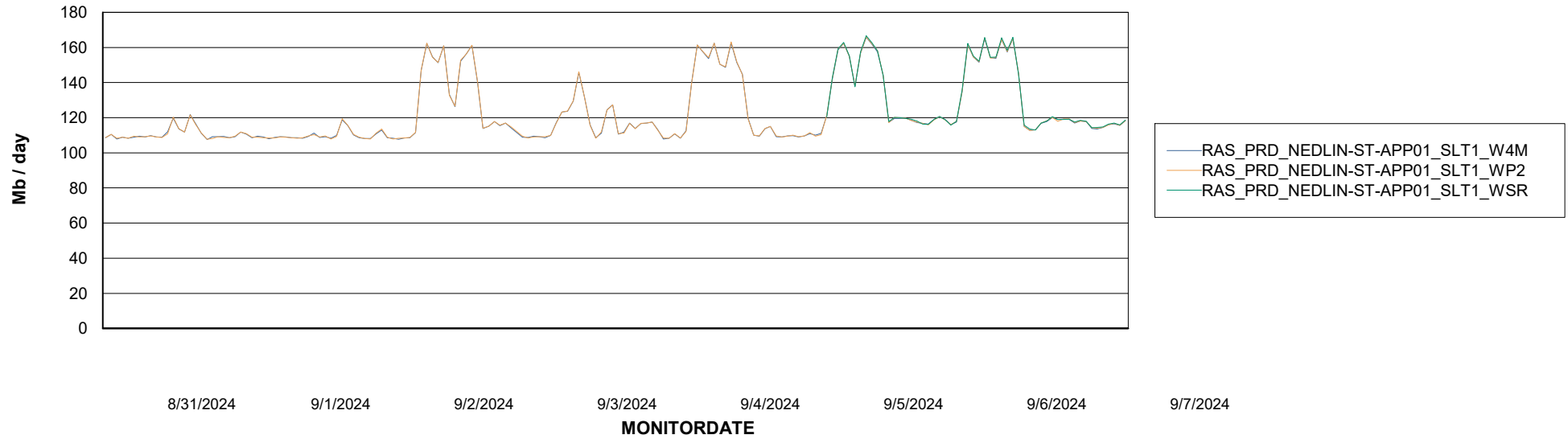
Weekly SLA Customer Report

Customer RAS_Production
Database ID 189



ABSSolute Web Component Services

Avg memory used per ABS Web component



Weekly SLA Customer Report

Customer RAS_Production
Database ID 189



Disaster per ABS component

