

Weekly SLA Customer Report

Customer LLG_Production
 Database ID 148



Harddisk Usage LLG_ABSAPPS01

	Free disk space on C: (%)	Total disk space on C: (Gb)	Used disk space on C: (Gb)	Free disk space on D: (%)	Total disk space on D: (Gb)	Used disk space on D: (Gb)
9/7/2024	89	500	56	98	393	8
9/6/2024	89	500	56	98	393	8
9/5/2024	89	500	56	98	393	8
9/4/2024	89	500	56	98	393	8
9/3/2024	89	500	56	98	393	8
9/2/2024	89	500	56	98	393	8
9/1/2024	89	500	56	98	393	8

Harddisk Usage LLG_ABSApps02

	Free disk space on C: (%)	Total disk space on C: (Gb)	Used disk space on C: (Gb)	Free disk space on D: (%)	Total disk space on D: (Gb)	Used disk space on D: (Gb)
9/7/2024	92	500	41	96	393	15
9/6/2024	92	500	41	96	393	15
9/5/2024	92	500	41	96	393	15
9/4/2024	92	500	41	96	393	15
9/3/2024	92	500	41	96	393	15
9/2/2024	92	500	41	96	393	15
9/1/2024	92	500	41	96	393	15

Weekly SLA Customer Report

Customer LLG_Production
 Database ID 148



Harddisk Usage LLG_ABSBI01

	Free disk space on C: (%)	Total disk space on C: (Gb)	Used disk space on C: (Gb)	Free disk space on D: (%)	Total disk space on D: (Gb)	Used disk space on D: (Gb)
9/7/2024	84	446	73	91	2,681	239
9/6/2024	84	446	73	91	2,681	238
9/5/2024	84	446	73	91	2,681	238
9/4/2024	84	446	73	91	2,681	238
9/3/2024	84	446	72	91	2,681	238
9/2/2024	84	446	72	91	2,681	238
9/1/2024	84	446	72	91	2,681	238

Harddisk Usage LLG_ABSDB01

	Free disk space on C: (%)	Total disk space on C: (Gb)	Used disk space on C: (Gb)	Free disk space on D: (%)	Total disk space on D: (Gb)	Used disk space on D: (Gb)	Free disk space on E: (%)	Total disk space on E: (Gb)	Used disk space on E: (Gb)
9/7/2024	88	446	52	72	1,605	452	69	1,077	337
9/6/2024	88	446	53	72	1,605	452	69	1,077	335
9/5/2024	88	446	53	72	1,605	452	69	1,077	336
9/4/2024	88	446	53	72	1,605	452	69	1,077	336
9/3/2024	88	446	53	72	1,605	452	69	1,077	336
9/2/2024	88	446	53	72	1,605	452	69	1,077	335
9/1/2024	88	446	53	72	1,605	452	67	1,077	355

Weekly SLA Customer Report

Customer LLG_Production
 Database ID 148



Harddisk Usage LLG_ABSDB02

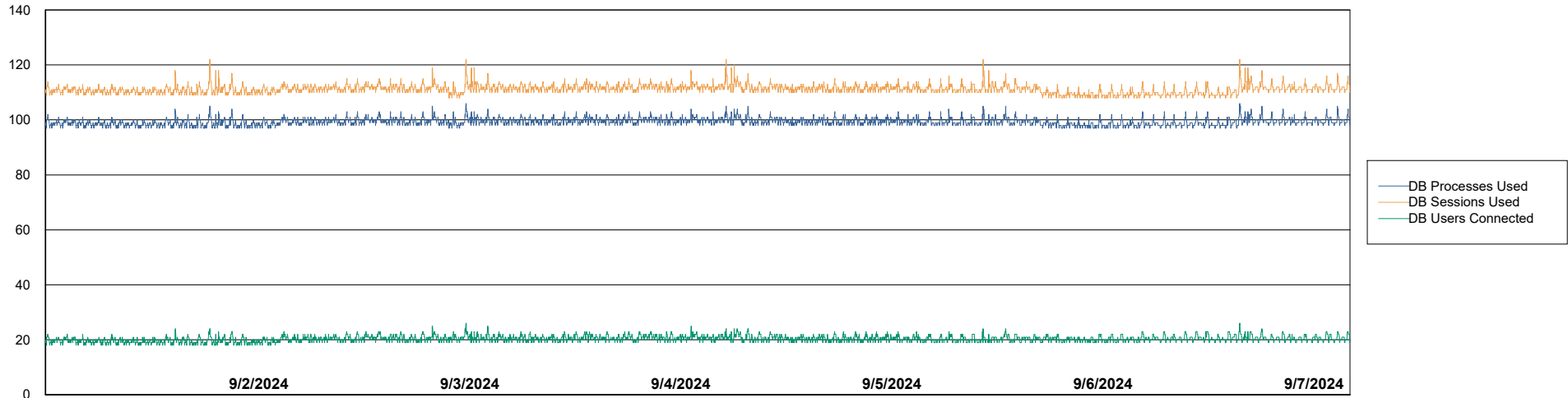
	Free disk space on C: (%)	Total disk space on C: (Gb)	Used disk space on C: (Gb)	Free disk space on D: (%)	Total disk space on D: (Gb)	Used disk space on D: (Gb)	Free disk space on E: (%)	Total disk space on E: (Gb)	Used disk space on E: (Gb)
9/7/2024	64	446	160	63	1,605	592	49	1,077	551
9/6/2024	64	446	160	63	1,605	592	49	1,077	550
9/5/2024	64	446	161	63	1,605	592	49	1,077	548
9/4/2024	64	446	161	63	1,605	592	49	1,077	546
9/3/2024	64	446	160	63	1,605	592	50	1,077	544
9/2/2024	64	446	160	63	1,605	592	50	1,077	541
9/1/2024	64	446	160	63	1,605	592	63	1,077	395

Weekly SLA Customer Report

Customer LLG_Production
Database ID 148



Database Performance LLG_ABSBI01_BI_PROD_ABS1



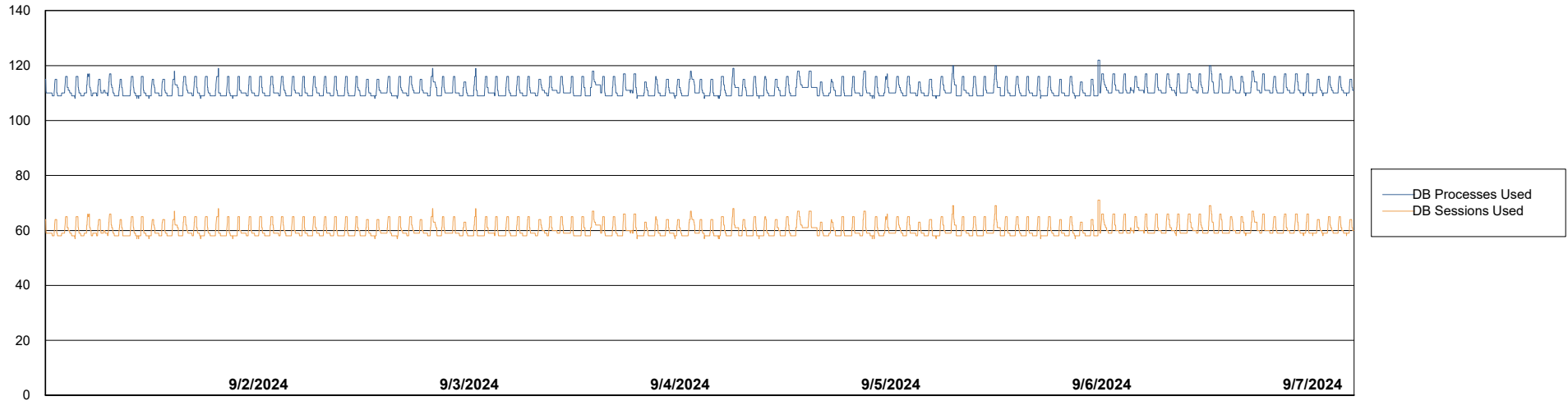
Weekly SLA Customer Report

Customer LLG_Production
Database ID 148



Database Performance LLG_ABSDB02_PROD_HSBABS1

DB Processes Max 0
DB Processes Max 4
DB Processes Max 300

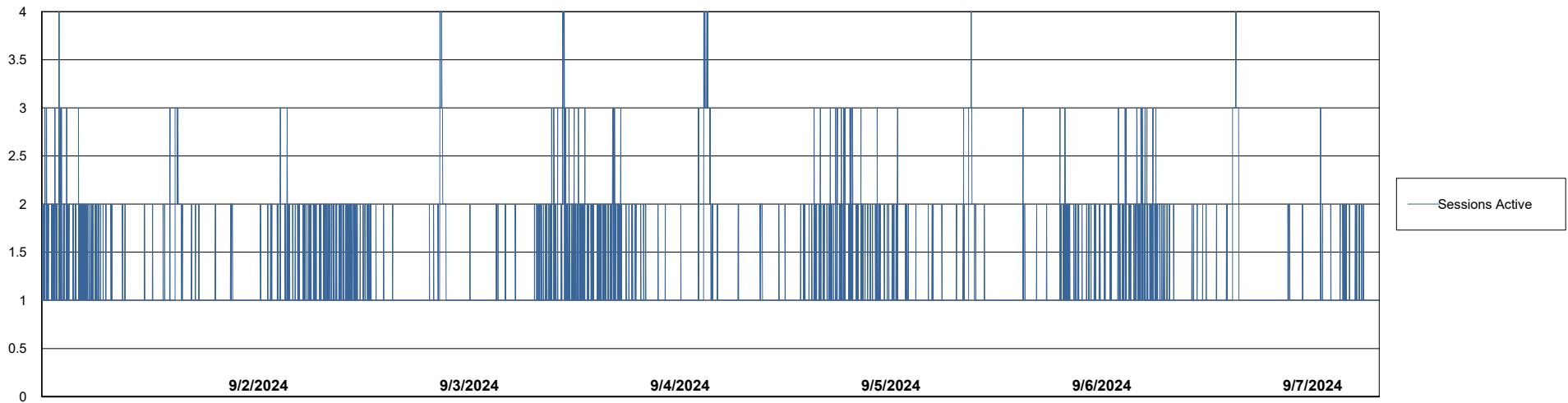
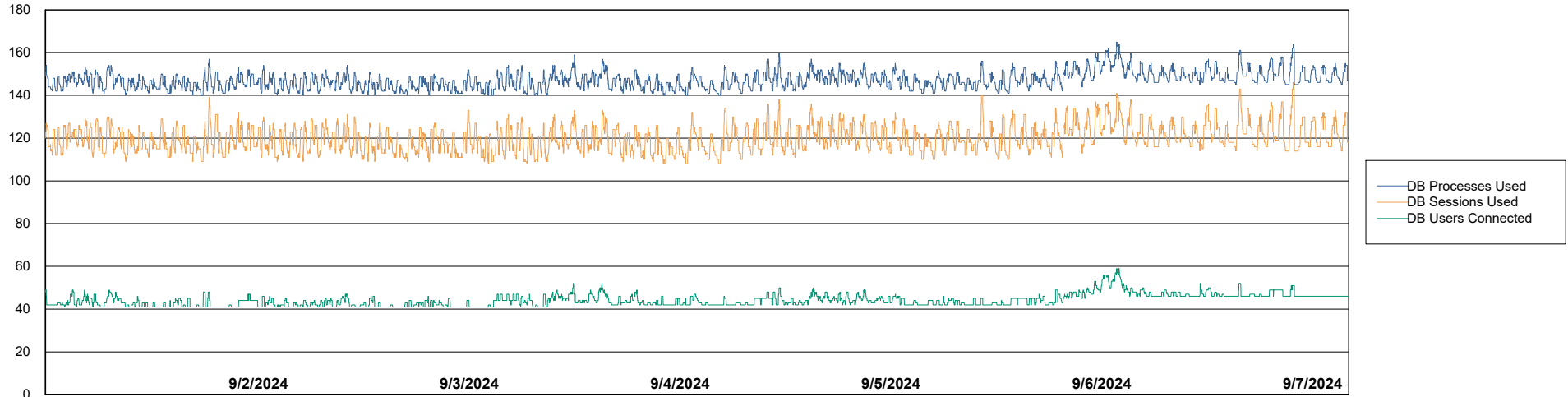


Weekly SLA Customer Report

Customer LLG_Production
Database ID 148



Database Performance LLG_ABSDB1_PROD_ABS1



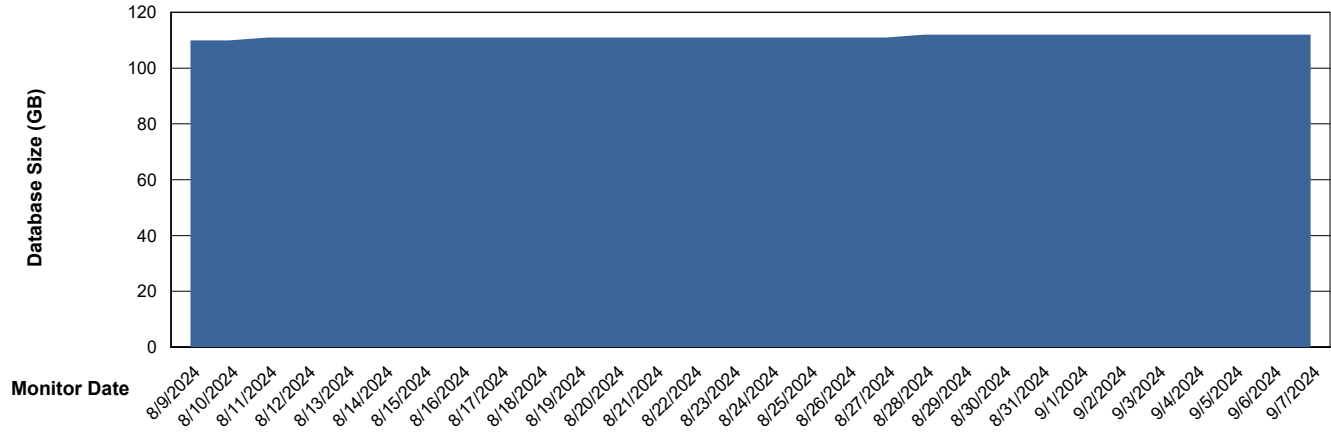
Weekly SLA Customer Report

Customer LLG_Production
Database ID 148



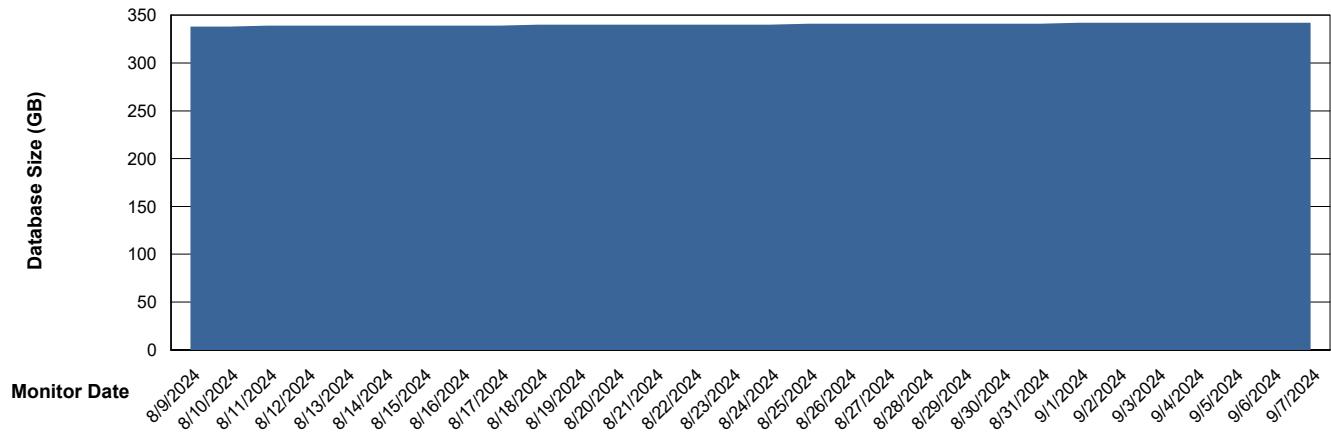
DATABASE SIZE LLG_ABSBI01_BI_PROD_ABS1

Database growth over last month



DATABASE SIZE LLG_ABSDB1_PROD_ABS1

Database growth over last month



Weekly SLA Customer Report

Customer LLG_Production
Database ID 148



Database Tablespace LLG_ABSBI01_BI_PROD_ABS1

Date	Tablespace Name	Filesize (Gb)	Usedsize (Gb)	Percentage free
9/7/2024	ABSDATA	64	46	28
	INDX	72	58	19
9/6/2024	ABSDATA	64	46	28
	INDX	72	58	19
9/5/2024	ABSDATA	64	46	28
	INDX	72	58	19
9/4/2024	ABSDATA	64	46	28
	INDX	72	58	19
9/3/2024	ABSDATA	64	46	28
	INDX	72	58	19
9/2/2024	ABSDATA	64	46	28
	INDX	72	58	19
9/1/2024	ABSDATA	64	46	28
	INDX	72	58	19

Weekly SLA Customer Report

Customer LLG_Production
 Database ID 148



Database Tablespace LLG_ABSDB1_PROD_ABS1

Date	Tablespace Name	Filesize (Gb)	Usedsize (Gb)	Percentage free
9/7/2024	ABSDATA	178	140	21
	INDX	224	187	16
9/6/2024	ABSDATA	178	140	21
	INDX	224	187	16
9/5/2024	ABSDATA	178	140	21
	INDX	224	187	16
9/4/2024	ABSDATA	178	140	21
	INDX	224	187	16
9/3/2024	ABSDATA	178	140	21
	INDX	224	187	16
9/2/2024	ABSDATA	178	140	21
	INDX	224	187	16
9/1/2024	ABSDATA	178	140	21
	INDX	224	187	16

BI Status and last ETL error for LLG_ABSBI01_BI_PROD_ABS1

	Mon 2/9/2024	Tue 3/9/2024	Wed 4/9/2024	Thu 5/9/2024	Fri 6/9/2024	Sat 7/9/2024
ABS DataWarehouse ETL Health	OK	OK	OK	OK	OK	OK
ABS DWHStaging ETL Health	OK	OK	OK	OK	OK	OK

Weekly SLA Customer Report

Customer LLG_Production
Database ID 148



BI last ETL error for	LLG_ABSBI01_BI_PROD_ABS1
-----------------------	--------------------------

Tue, 3-09-2024	None
Thu, 5-09-2024	None
Mon, 2-09-2024	None
Sat, 7-09-2024	None
Wed, 4-09-2024	None
Fri, 6-09-2024	None
Sun, 1-09-2024	None
Wed, 4-09-2024	None
Sat, 7-09-2024	None
Thu, 5-09-2024	None
Sun, 1-09-2024	None
Mon, 2-09-2024	None
Tue, 3-09-2024	None
Fri, 6-09-2024	None

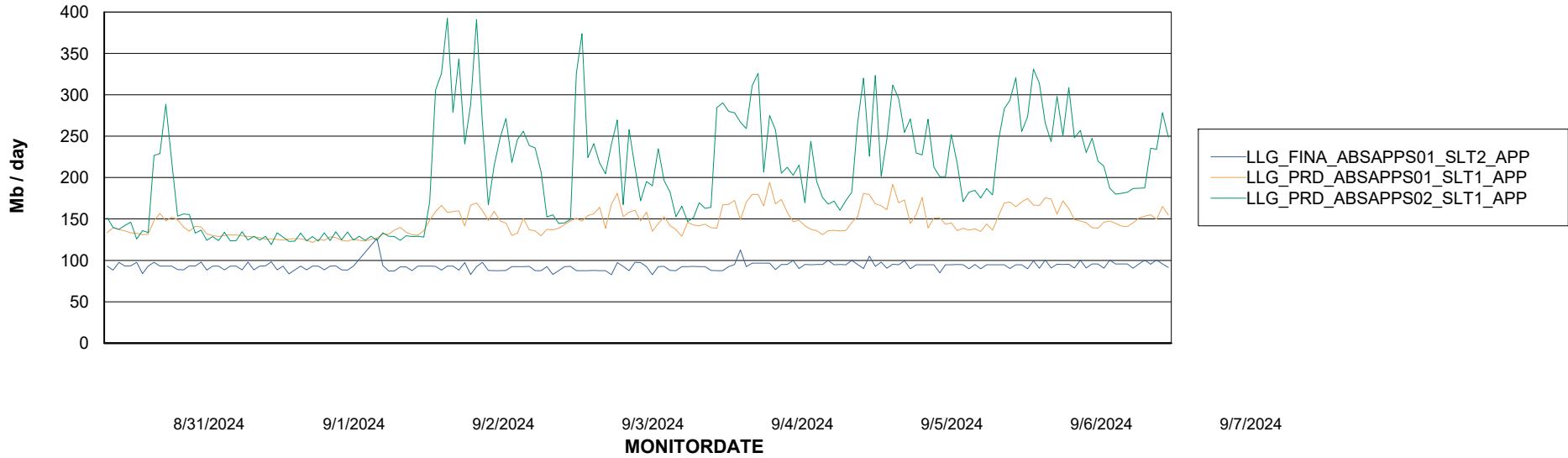
Weekly SLA Customer Report

Customer LLG_Production
Database ID 148

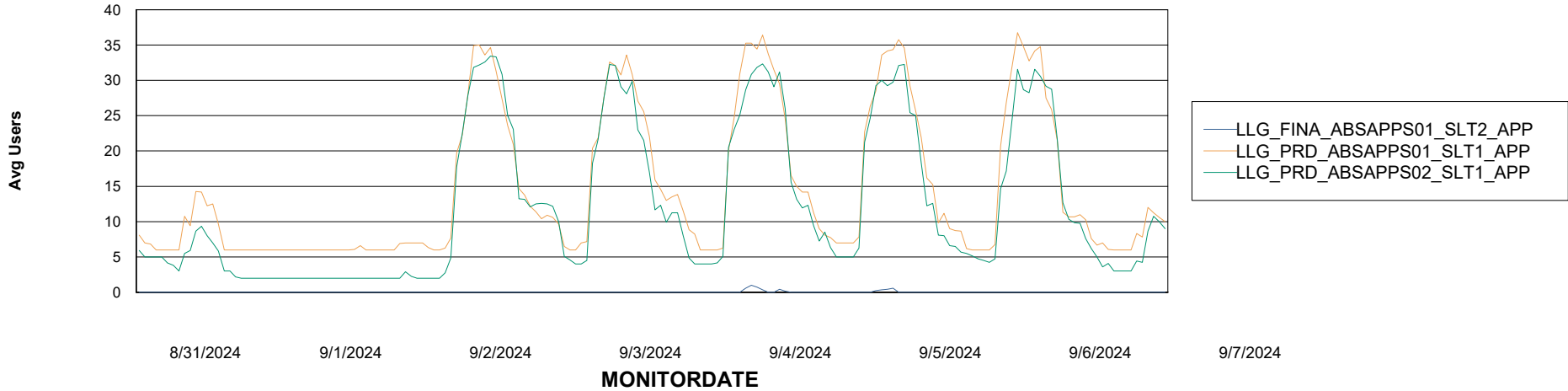


ABSSolute Application Server Services

Avg memory used per ABS Server Service



Avg users per day per ABS server



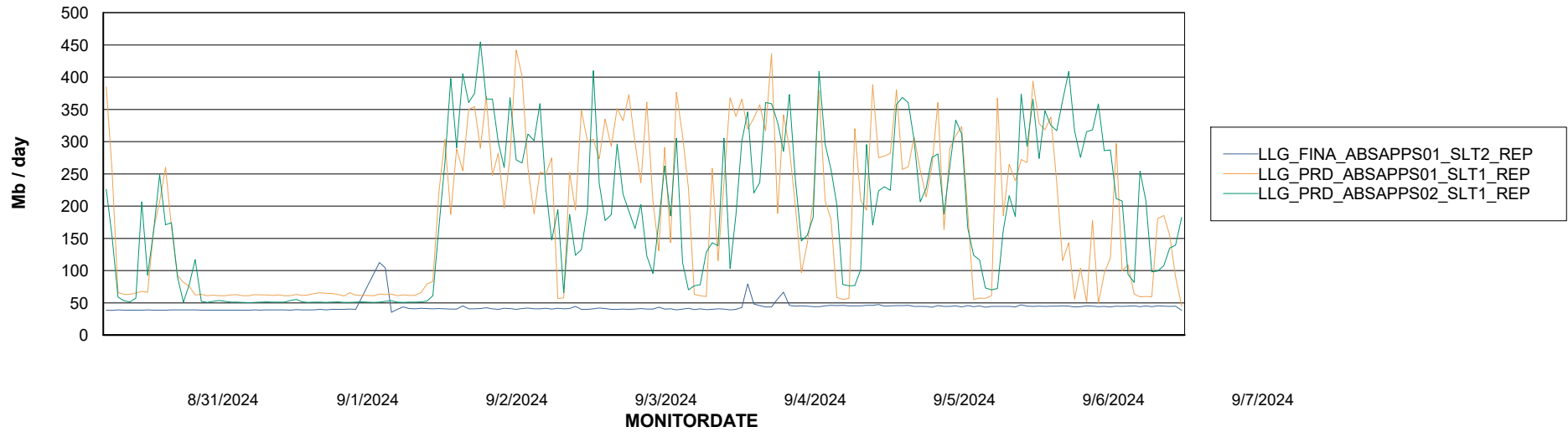
Weekly SLA Customer Report

Customer LLG_Production
Database ID 148



ABSSolute Application ReportServer Services

Avg memory used per ReportServer Service



Disaster per ABS component

