

# Weekly SLA Customer Report

Customer VEN\_Production  
Database ID 35



## Harddisk Usage VEN\_PRD\_VENABS06\_DB

	Free disk space on C: (%)	Total disk space on C: (Gb)	Used disk space on C: (Gb)	Free disk space on D: (%)	Total disk space on D: (Gb)	Used disk space on D: (Gb)	Free disk space on E: (%)	Total disk space on E: (Gb)	Used disk space on E: (Gb)
8/31/2024	37	102	64	24	871	662	80	400	80
8/30/2024	37	102	64	24	871	662	82	400	73
8/29/2024	37	102	64	24	871	662	80	400	79
8/28/2024	37	102	64	24	871	662	81	400	75
8/27/2024	37	102	64	24	871	662	81	400	75
8/26/2024	37	102	64	24	871	662	82	400	72
8/25/2024	37	102	64	24	871	662	82	400	70

## Harddisk Usage VEN\_PRD\_VENABS07\_SB-DB

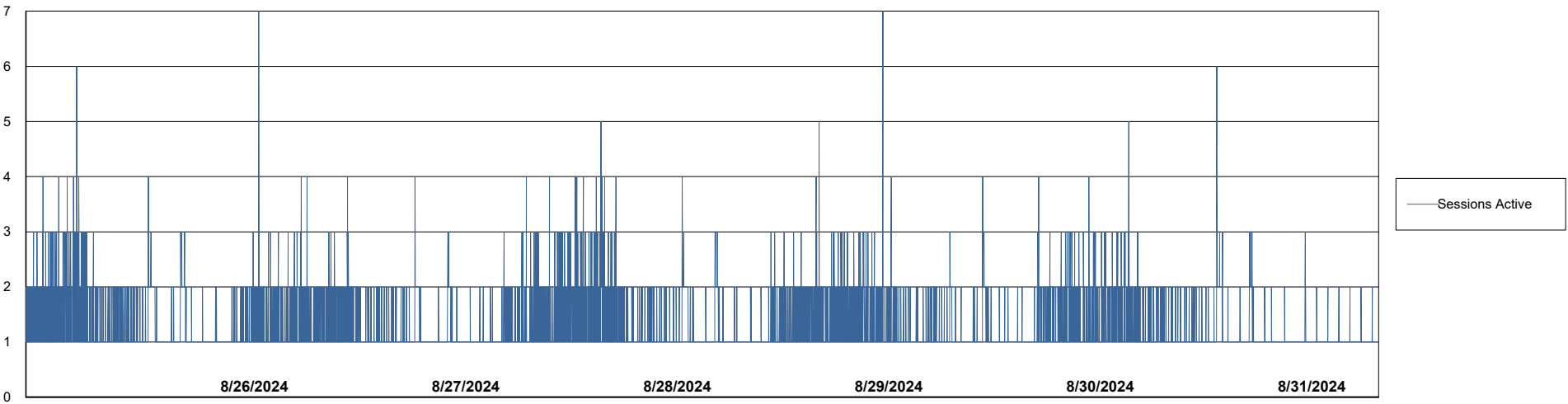
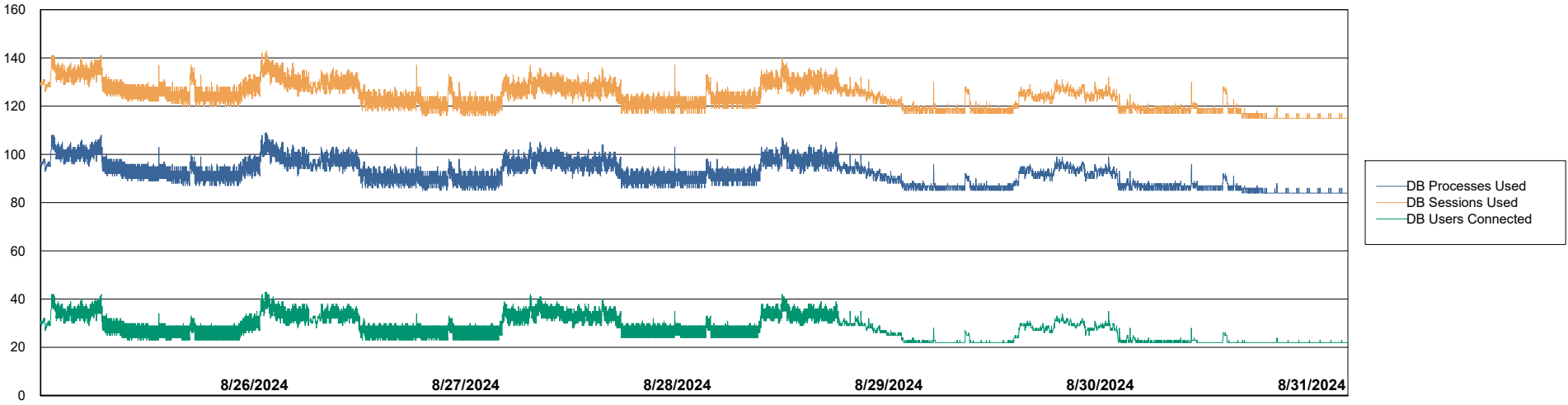
	Free disk space on C: (%)	Total disk space on C: (Gb)	Used disk space on C: (Gb)	Free disk space on D: (%)	Total disk space on D: (Gb)	Used disk space on D: (Gb)	Free disk space on E: (%)	Total disk space on E: (Gb)	Used disk space on E: (Gb)
8/31/2024	30	102	72	23	1,100	852	89	400	46
8/30/2024	30	102	72	23	1,100	852	89	400	46
8/29/2024	30	102	72	23	1,100	852	87	400	51
8/28/2024	31	102	70	23	1,100	852	88	400	48
8/27/2024	32	102	69	23	1,100	852	88	400	47
8/26/2024	32	102	69	23	1,100	852	89	400	45
8/25/2024	32	102	69	23	1,100	852	89	400	43

# Weekly SLA Customer Report

Customer VEN\_Production  
Database ID 35



Database Performance **VENDB\_Production\_ABS1**



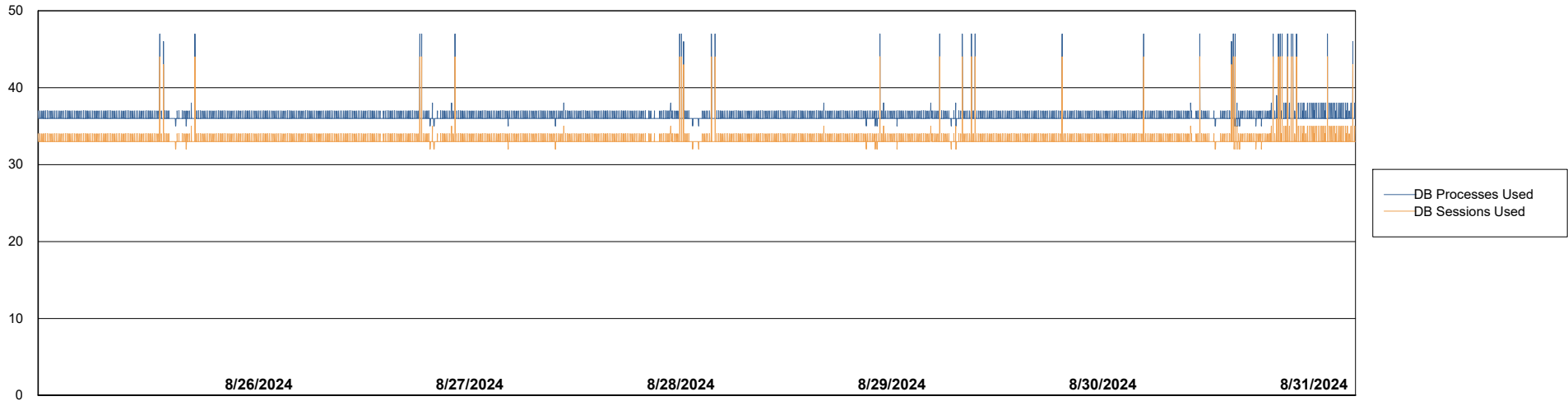
# Weekly SLA Customer Report

Customer VEN\_Production  
Database ID 35



Database Performance VENDB\_Standby\_ABS1\_SB

DB Processes Max 300



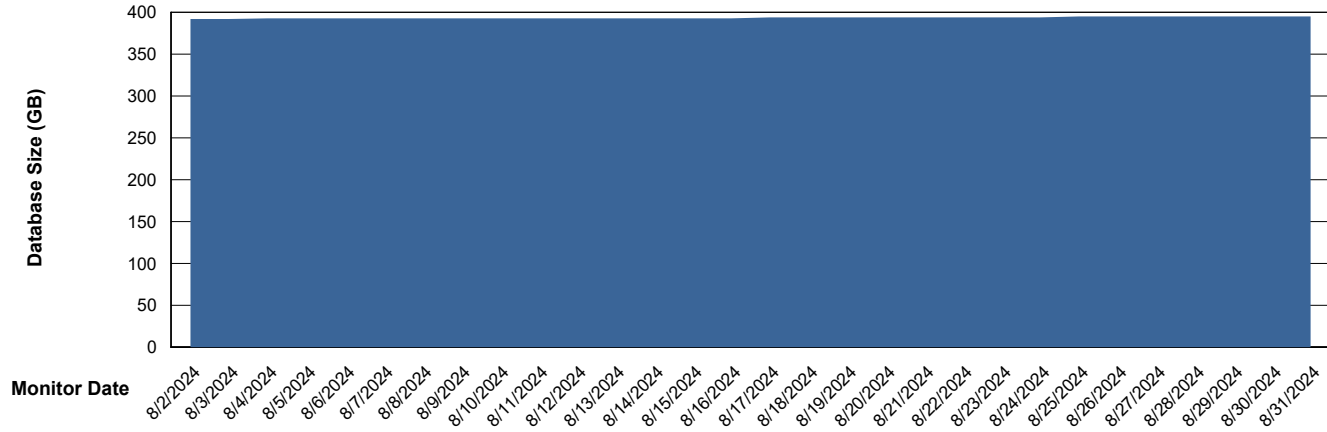
# Weekly SLA Customer Report

Customer VEN\_Production  
 Database ID 35



DATABASE SIZE VENDB\_Production\_ABS1

## Database growth over last month



Database Tablespace VENDB\_Production\_ABS1

Date	Tablespace Name	Filesize (Gb)	Usedsize (Gb)	Percentage free
8/31/2024	ABSDATA	240	197	18
	INDX	223	185	17
8/30/2024	ABSDATA	240	197	18
	INDX	223	185	17
8/29/2024	ABSDATA	240	197	18
	INDX	223	185	17
8/28/2024	ABSDATA	240	197	18
	INDX	223	185	17
8/27/2024	ABSDATA	240	197	18
	INDX	223	185	17
8/26/2024	ABSDATA	240	197	18
	INDX	223	185	17
8/25/2024	ABSDATA	240	197	18
	INDX	223	185	17

# Weekly SLA Customer Report

Customer VEN\_Production  
Database ID 35



Standby Database Health      VEN\_Production

### Recovery lag for last 7 days

