

# Weekly SLA Customer Report

Customer LLG\_Production  
Database ID 148



## Harddisk Usage LLG\_ABSAPPS01

	Free disk space on C: (%)	Total disk space on C: (Gb)	Used disk space on C: (Gb)	Free disk space on D: (%)	Total disk space on D: (Gb)	Used disk space on D: (Gb)
8/31/2024	89	500	56	98	393	8
8/30/2024	89	500	56	98	393	8
8/29/2024	89	500	56	98	393	8
8/28/2024	89	500	56	98	393	8
8/27/2024	89	500	56	98	393	8
8/26/2024	89	500	56	98	393	8
8/25/2024	89	500	56	98	393	8

## Harddisk Usage LLG\_ABSApps02

	Free disk space on C: (%)	Total disk space on C: (Gb)	Used disk space on C: (Gb)	Free disk space on D: (%)	Total disk space on D: (Gb)	Used disk space on D: (Gb)
8/31/2024	92	500	41	96	393	15
8/30/2024	92	500	41	96	393	15
8/29/2024	92	500	41	96	393	15
8/28/2024	92	500	41	96	393	15
8/27/2024	92	500	41	96	393	15
8/26/2024	92	500	42	96	393	14
8/25/2024	92	500	42	96	393	14

# Weekly SLA Customer Report

Customer LLG\_Production  
Database ID 148



## Harddisk Usage LLG\_ABSBI01

	Free disk space on C: (%)	Total disk space on C: (Gb)	Used disk space on C: (Gb)	Free disk space on D: (%)	Total disk space on D: (Gb)	Used disk space on D: (Gb)
8/31/2024	84	446	72	91	2,681	239
8/30/2024	84	446	72	91	2,681	238
8/29/2024	84	446	72	91	2,681	238
8/28/2024	84	446	72	91	2,681	238
8/27/2024	84	446	72	91	2,681	238
8/26/2024	84	446	72	91	2,681	238
8/25/2024	84	446	72	91	2,681	238

## Harddisk Usage LLG\_ABSDB01

	Free disk space on C: (%)	Total disk space on C: (Gb)	Used disk space on C: (Gb)	Free disk space on D: (%)	Total disk space on D: (Gb)	Used disk space on D: (Gb)	Free disk space on E: (%)	Total disk space on E: (Gb)	Used disk space on E: (Gb)
8/31/2024	88	446	53	72	1,605	452	69	1,077	336
8/30/2024	88	446	53	72	1,605	452	69	1,077	335
8/29/2024	88	446	53	72	1,605	452	69	1,077	334
8/28/2024	88	446	53	72	1,605	452	69	1,077	333
8/27/2024	88	446	53	72	1,605	452	69	1,077	333
8/26/2024	88	446	53	72	1,605	452	69	1,077	333
8/25/2024	88	446	53	72	1,605	452	67	1,077	353

# Weekly SLA Customer Report

Customer LLG\_Production  
 Database ID 148



Harddisk Usage LLG\_ABSDB02

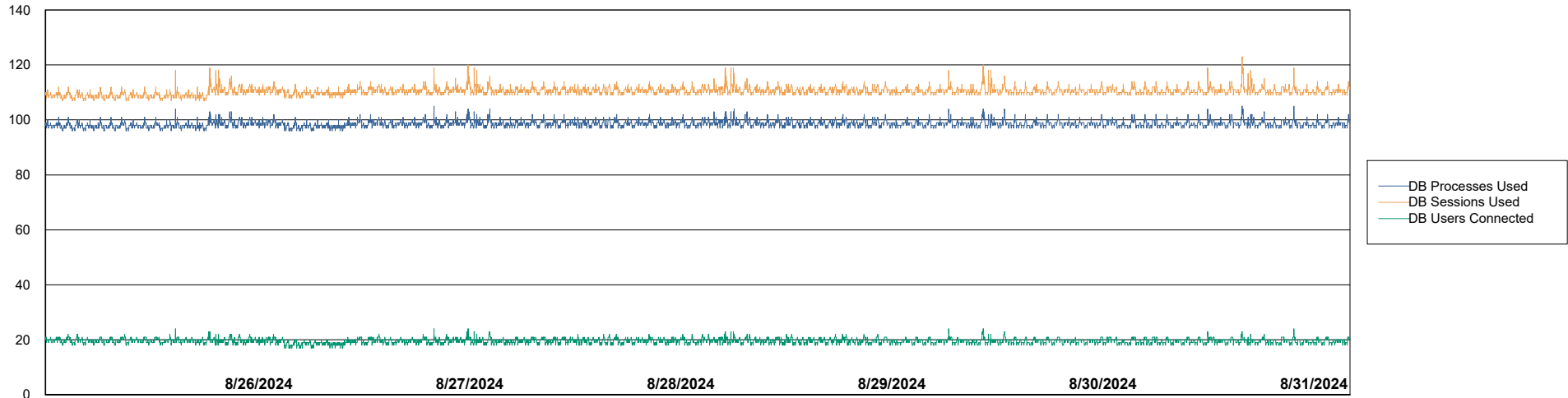
	Free disk space on C: (%)	Total disk space on C: (Gb)	Used disk space on C: (Gb)	Free disk space on D: (%)	Total disk space on D: (Gb)	Used disk space on D: (Gb)	Free disk space on E: (%)	Total disk space on E: (Gb)	Used disk space on E: (Gb)
8/31/2024	64	446	161	63	1,605	592	66	1,077	369
8/30/2024	64	446	161	63	1,605	592	66	1,077	368
8/29/2024	64	446	161	63	1,605	592	66	1,077	365
8/28/2024	64	446	161	63	1,605	592	66	1,077	363
8/27/2024	64	446	161	63	1,605	592	66	1,077	361
8/26/2024	64	446	162	63	1,605	592	67	1,077	359
8/25/2024	64	446	163	63	1,605	592	80	1,077	214

# Weekly SLA Customer Report

Customer LLG\_Production  
Database ID 148



Database Performance LLG\_ABSBI01\_BI\_PROD\_ABS1



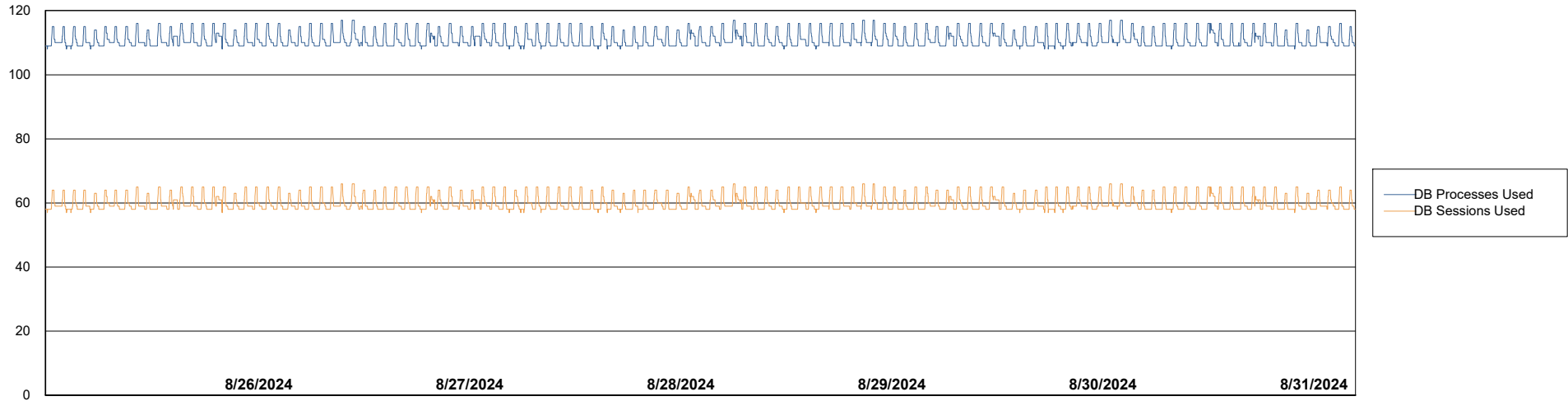
# Weekly SLA Customer Report

Customer LLG\_Production  
Database ID 148



Database Performance LLG\_ABSDB02\_PROD\_HSBABS1

DB Processes Max 4  
DB Processes Max 0  
DB Processes Max 300

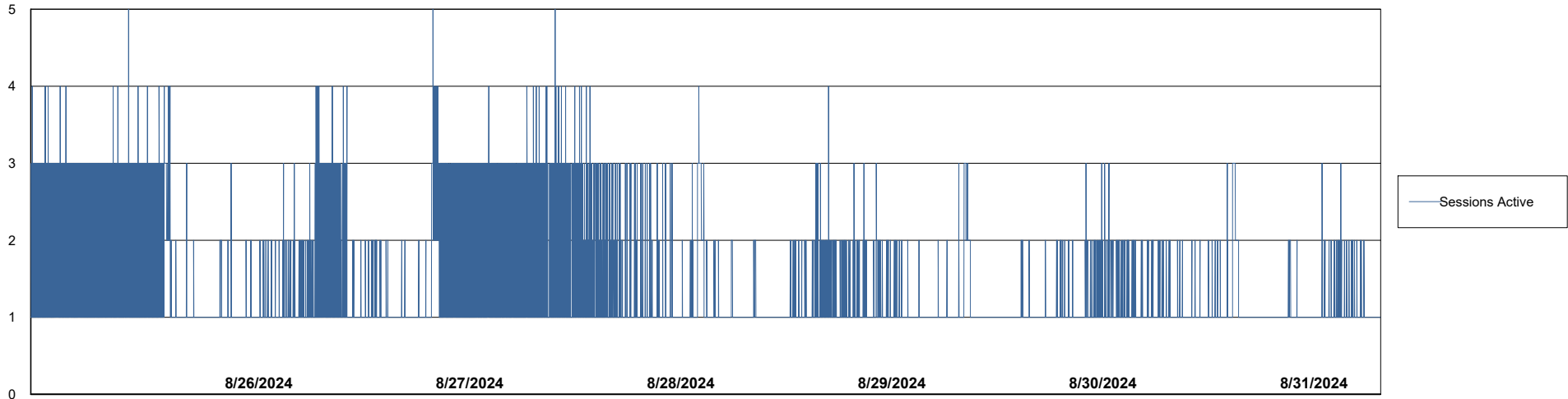
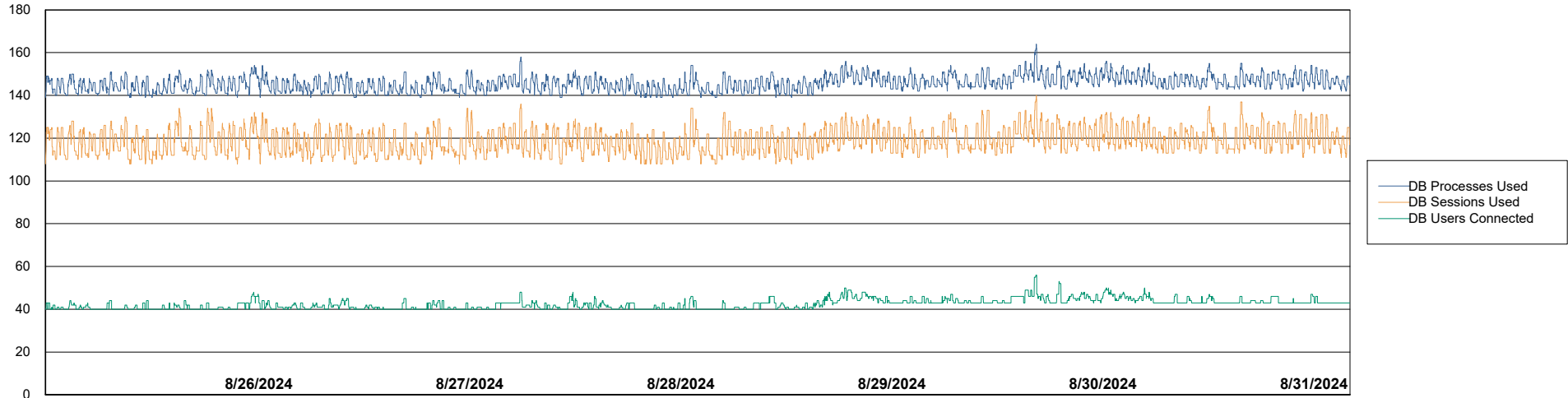


# Weekly SLA Customer Report

Customer LLG\_Production  
Database ID 148



## Database Performance LLG\_ABSDB1\_PROD\_ABS1



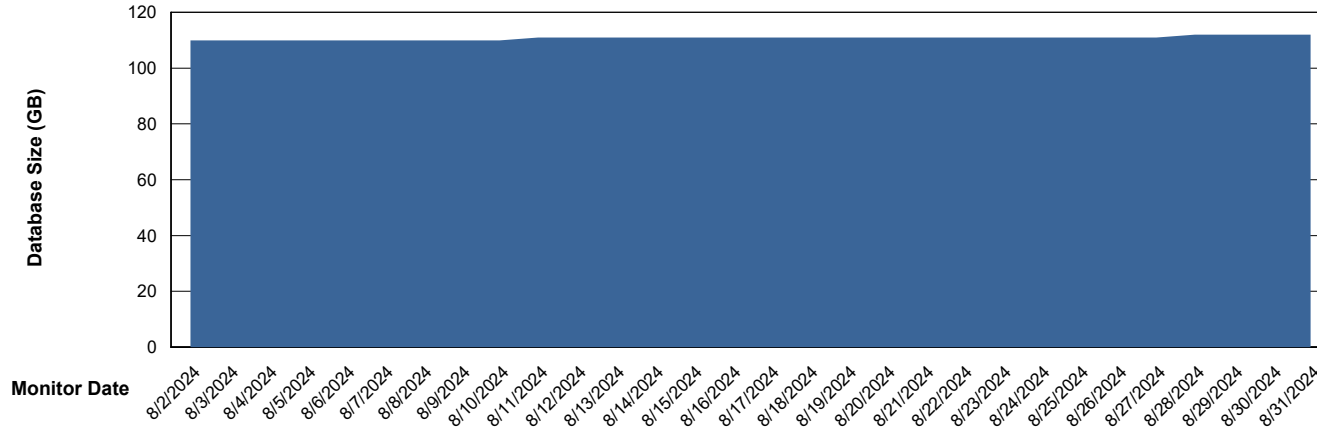
# Weekly SLA Customer Report

Customer LLG\_Production  
Database ID 148



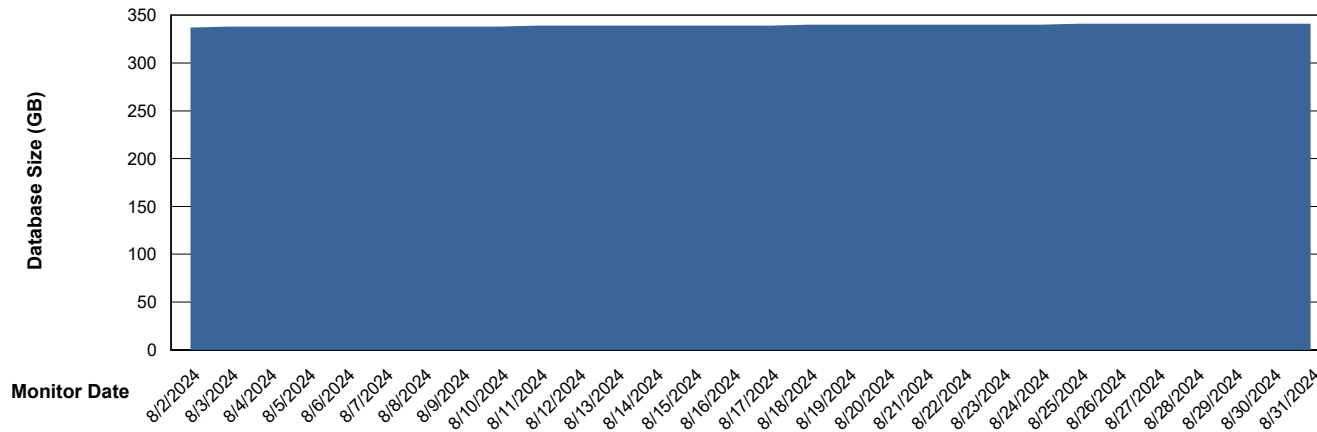
DATABASE SIZE LLG\_ABSBI01\_BI\_PROD\_ABS1

### Database growth over last month



DATABASE SIZE LLG\_ABSDB1\_PROD\_ABS1

### Database growth over last month



# Weekly SLA Customer Report

Customer      LLG\_Production  
Database ID    148



Database Tablespace      LLG\_ABSBI01\_BI\_PROD\_ABS1

Date	Tablespace Name	Filesize (Gb)	Usedsize (Gb)	Percentage free
8/31/2024	ABSDATA	64	46	28
	INDX	72	58	20
8/30/2024	ABSDATA	64	46	28
	INDX	72	58	20
8/29/2024	ABSDATA	64	46	28
	INDX	72	58	20
8/28/2024	ABSDATA	64	46	28
	INDX	72	58	20
8/27/2024	ABSDATA	64	46	28
	INDX	72	58	20
8/26/2024	ABSDATA	64	46	28
	INDX	72	58	20
8/25/2024	ABSDATA	64	46	28
	INDX	72	58	20

# Weekly SLA Customer Report

Customer LLG\_Production  
 Database ID 148



Database Tablespace LLG\_ABSDB1\_PROD\_ABS1

Date	Tablespace Name	Filesize (Gb)	Usedsize (Gb)	Percentage free
8/31/2024	ABSDATA	178	140	21
	INDX	224	187	17
8/30/2024	ABSDATA	178	140	21
	INDX	224	187	17
8/29/2024	ABSDATA	178	140	21
	INDX	224	187	17
8/28/2024	ABSDATA	178	140	21
	INDX	224	187	17
8/27/2024	ABSDATA	178	140	21
	INDX	224	187	17
8/26/2024	ABSDATA	178	140	22
	INDX	224	187	17
8/25/2024	ABSDATA	178	140	22
	INDX	224	187	17

BI Status and last ETL error for LLG\_ABSBI01\_BI\_PROD\_ABS1

	Mon 26/8/2024	Tue 27/8/2024	Wed 28/8/2024	Thu 29/8/2024	Fri 30/8/2024	Sat 31/8/2024
<b>ABS DataWarehouse ETL Health</b>	OK	OK	OK	OK	OK	OK
<b>ABS DWHStaging ETL Health</b>	OK	OK	OK	OK	OK	OK

# Weekly SLA Customer Report

Customer LLG\_Production  
Database ID 148



BI last ETL error for	LLG_ABSBI01_BI_PROD_ABS1
-----------------------	--------------------------

Wed, 28-08-2024	None
Thu, 29-08-2024	None
Thu, 29-08-2024	None
Wed, 28-08-2024	None
Sun, 25-08-2024	None
Mon, 26-08-2024	None
Sun, 25-08-2024	None
Mon, 26-08-2024	None
Tue, 27-08-2024	None
Fri, 30-08-2024	None
Sat, 31-08-2024	None
Fri, 30-08-2024	None
Sat, 31-08-2024	None
Tue, 27-08-2024	None

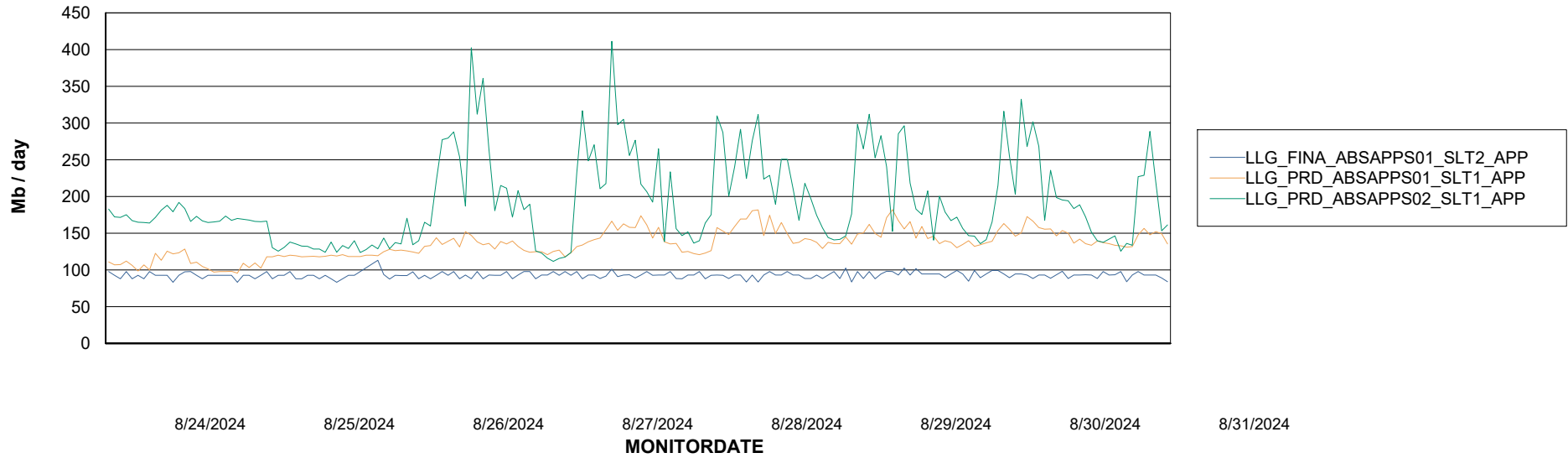
# Weekly SLA Customer Report

Customer LLG\_Production  
Database ID 148

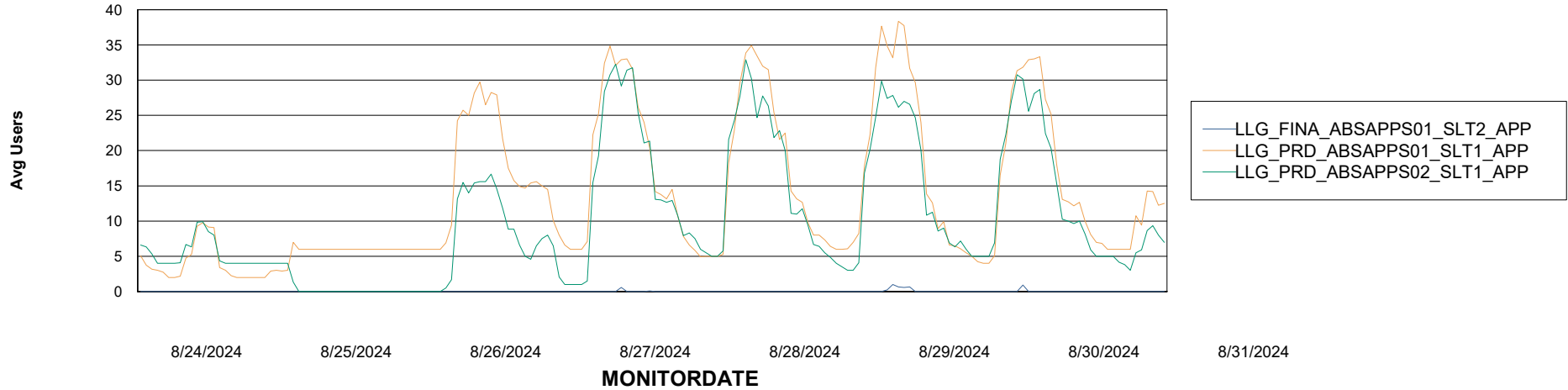


## ABSSolute Application Server Services

### Avg memory used per ABS Server Service



### Avg users per day per ABS server



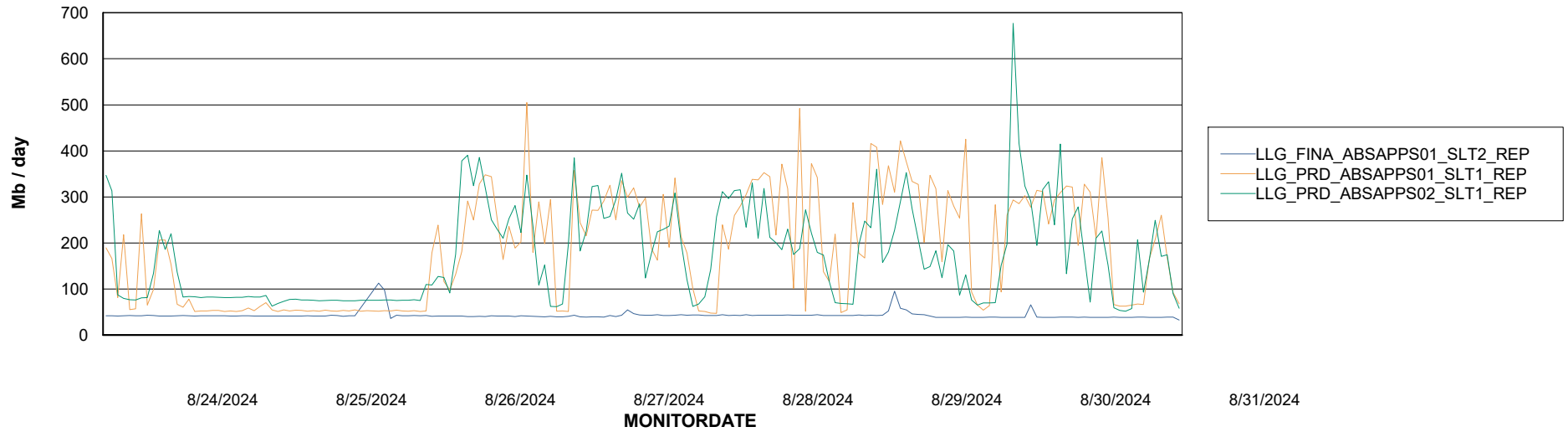
# Weekly SLA Customer Report

Customer LLG\_Production  
Database ID 148



## ABSSolute Application ReportServer Services

### Avg memory used per ReportServer Service



### Disaster per ABS component

