

Weekly SLA Customer Report

Customer LLG_Production
Database ID 148



Harddisk Usage LLG_ABSAPPS01

	Free disk space on C: (%)	Total disk space on C: (Gb)	Used disk space on C: (Gb)	Free disk space on D: (%)	Total disk space on D: (Gb)	Used disk space on D: (Gb)
8/24/2024	89	500	56	98	393	8
8/23/2024	89	500	55	98	393	8
8/22/2024	89	500	55	98	393	8
8/21/2024	89	500	55	98	393	8
8/20/2024	89	500	55	98	393	8
8/19/2024	89	500	55	98	393	8
8/18/2024	89	500	55	98	393	8

Harddisk Usage LLG_ABSApps02

	Free disk space on C: (%)	Total disk space on C: (Gb)	Used disk space on C: (Gb)	Free disk space on D: (%)	Total disk space on D: (Gb)	Used disk space on D: (Gb)
8/24/2024	92	500	40	96	393	14
8/23/2024	92	500	40	96	393	14
8/22/2024	92	500	40	96	393	14
8/21/2024	92	500	40	96	393	14
8/20/2024	92	500	40	96	393	14
8/19/2024	92	500	40	96	393	14
8/18/2024	92	500	40	96	393	14

Weekly SLA Customer Report

Customer LLG_Production
Database ID 148



Harddisk Usage LLG_ABSBI01

	Free disk space on C: (%)	Total disk space on C: (Gb)	Used disk space on C: (Gb)	Free disk space on D: (%)	Total disk space on D: (Gb)	Used disk space on D: (Gb)
8/24/2024	84	446	71	91	2,681	239
8/23/2024	84	446	71	91	2,681	238
8/22/2024	84	446	71	91	2,681	238
8/21/2024	84	446	71	91	2,681	238
8/20/2024	84	446	71	91	2,681	238
8/19/2024	84	446	70	91	2,681	238
8/18/2024	84	446	70	91	2,681	238

Harddisk Usage LLG_ABSDB01

	Free disk space on C: (%)	Total disk space on C: (Gb)	Used disk space on C: (Gb)	Free disk space on D: (%)	Total disk space on D: (Gb)	Used disk space on D: (Gb)	Free disk space on E: (%)	Total disk space on E: (Gb)	Used disk space on E: (Gb)
8/24/2024	88	446	53	72	1,605	452	69	1,077	334
8/23/2024	88	446	53	72	1,605	452	69	1,077	333
8/22/2024	88	446	53	72	1,605	452	69	1,077	332
8/21/2024	88	446	53	72	1,605	452	69	1,077	333
8/20/2024	88	446	53	72	1,605	452	69	1,077	333
8/19/2024	88	446	53	72	1,605	452	69	1,077	333
8/18/2024	88	446	53	72	1,605	452	67	1,077	353

Weekly SLA Customer Report

Customer LLG_Production
 Database ID 148



Harddisk Usage LLG_ABSDB02

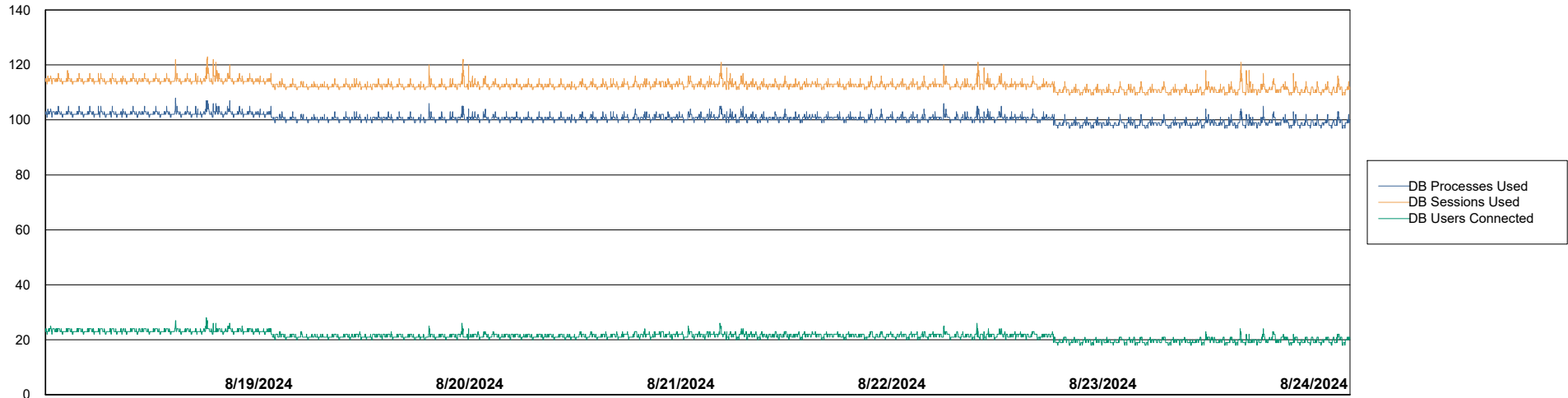
	Free disk space on C: (%)	Total disk space on C: (Gb)	Used disk space on C: (Gb)	Free disk space on D: (%)	Total disk space on D: (Gb)	Used disk space on D: (Gb)	Free disk space on E: (%)	Total disk space on E: (Gb)	Used disk space on E: (Gb)
8/24/2024	64	446	161	63	1,605	592	83	1,077	188
8/23/2024	64	446	160	63	1,605	592	83	1,077	187
8/22/2024	64	446	160	63	1,605	592	83	1,077	185
8/21/2024	64	446	160	63	1,605	592	83	1,077	183
8/20/2024	64	446	160	63	1,605	592	83	1,077	181
8/19/2024	64	446	160	63	1,605	592	83	1,077	179
8/18/2024	64	446	160	63	1,605	592	97	1,077	34

Weekly SLA Customer Report

Customer LLG_Production
Database ID 148



Database Performance LLG_ABSBI01_BI_PROD_ABS1



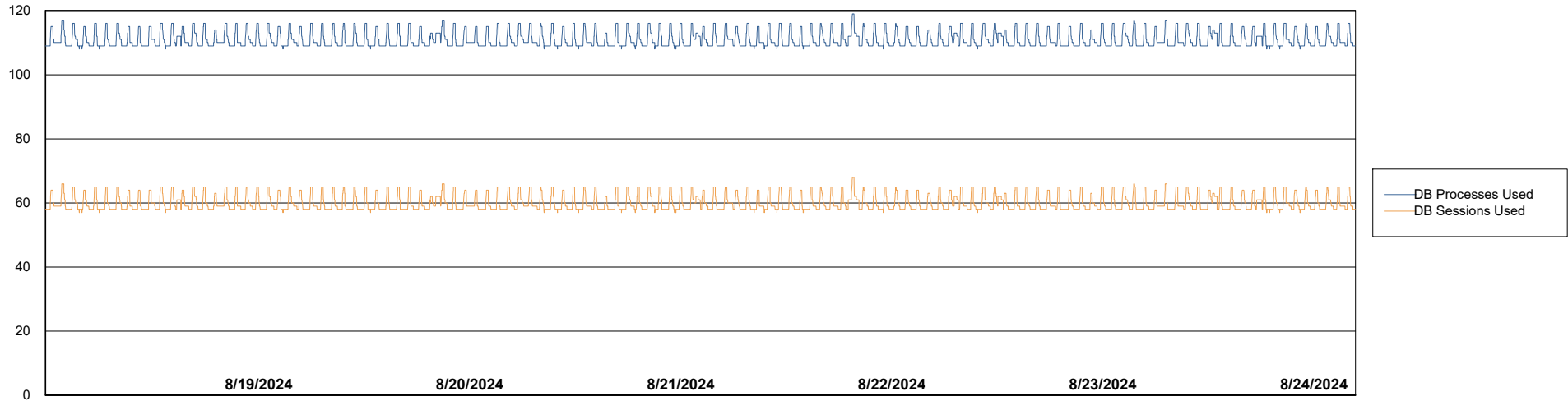
Weekly SLA Customer Report

Customer LLG_Production
Database ID 148



Database Performance LLG_ABSDB02_PROD_HSBABS1

DB Processes Max 4
DB Processes Max 0
DB Processes Max 300

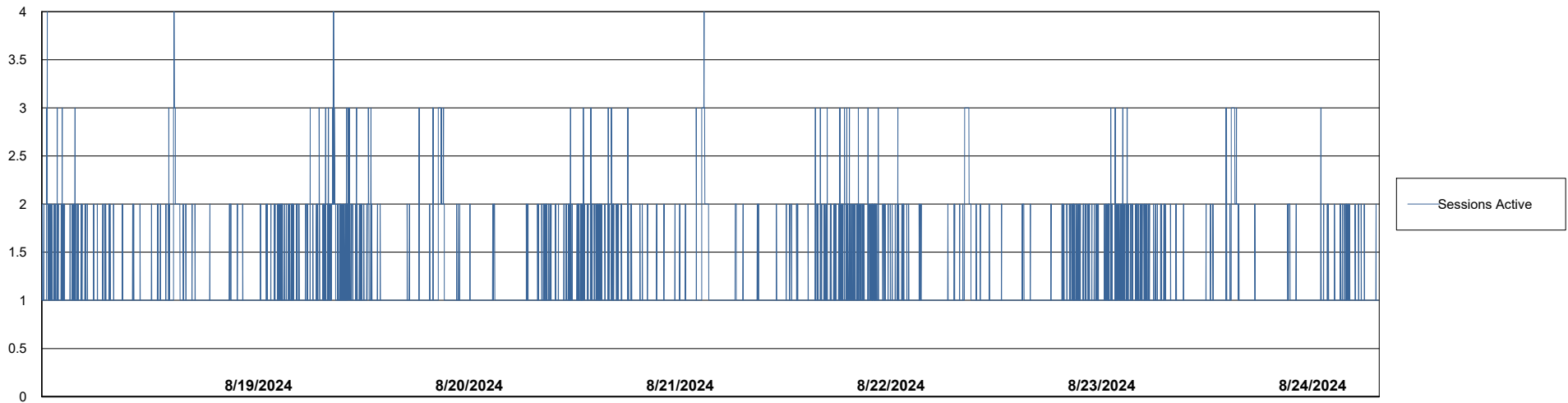
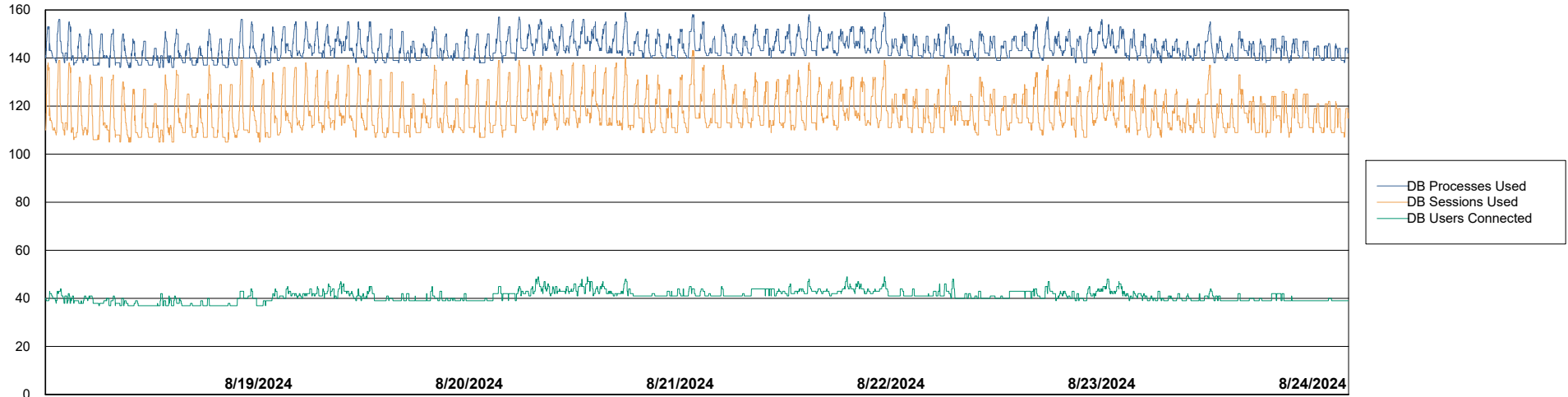


Weekly SLA Customer Report

Customer LLG_Production
Database ID 148



Database Performance LLG_ABSDB1_PROD_ABS1



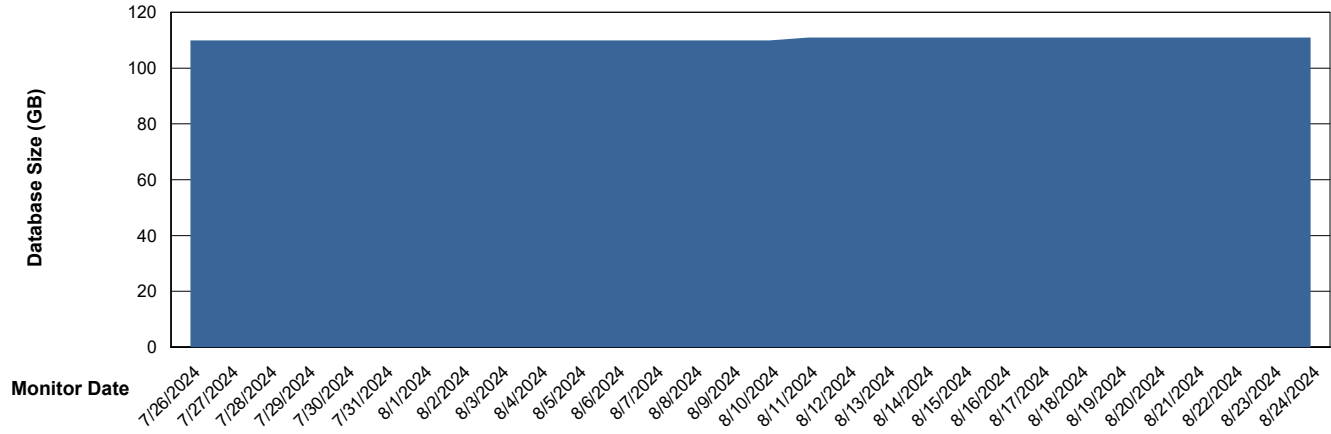
Weekly SLA Customer Report

Customer LLG_Production
Database ID 148



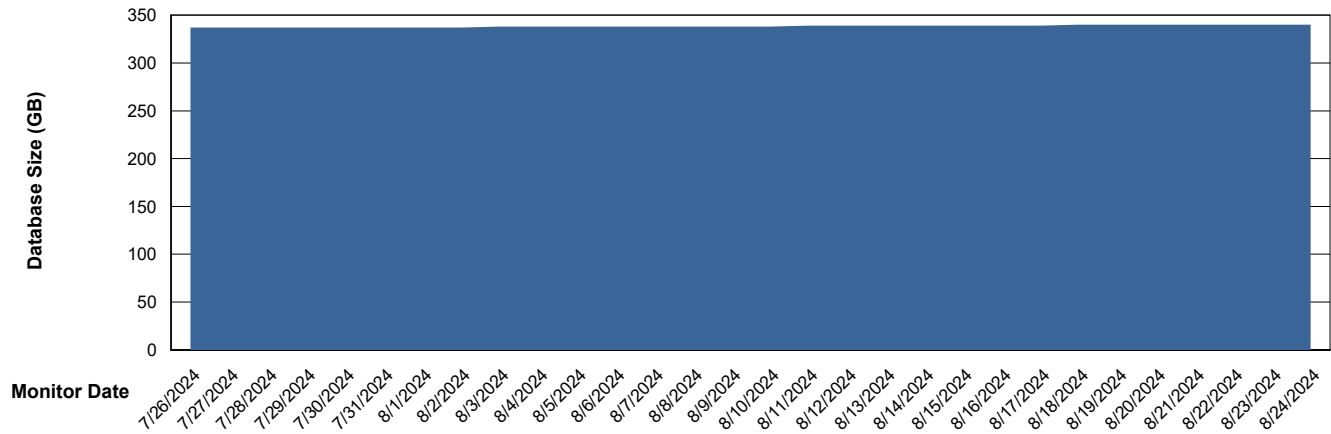
DATABASE SIZE LLG_ABSBI01_BI_PROD_ABS1

Database growth over last month



DATABASE SIZE LLG_ABSDB1_PROD_ABS1

Database growth over last month



Weekly SLA Customer Report

Customer LLG_Production
Database ID 148



Database Tablespace LLG_ABSBI01_BI_PROD_ABS1

Date	Tablespace Name	Filesize (Gb)	Usedsize (Gb)	Percentage free
8/24/2024	ABSDATA	64	46	28
	INDX	72	58	20
8/23/2024	ABSDATA	64	46	28
	INDX	72	58	20
8/22/2024	ABSDATA	64	46	28
	INDX	72	58	20
8/21/2024	ABSDATA	64	46	28
	INDX	72	58	20
8/20/2024	ABSDATA	64	46	28
	INDX	72	58	20
8/19/2024	ABSDATA	64	46	28
	INDX	72	58	20
8/18/2024	ABSDATA	64	46	28
	INDX	72	58	20

Weekly SLA Customer Report

Customer LLG_Production
 Database ID 148



Database Tablespace LLG_ABSDB1_PROD_ABS1

Date	Tablespace Name	Filesize (Gb)	Usedsize (Gb)	Percentage free
8/24/2024	ABSDATA	178	140	22
	INDX	224	187	17
8/23/2024	ABSDATA	178	140	22
	INDX	224	187	17
8/22/2024	ABSDATA	178	140	22
	INDX	224	187	17
8/21/2024	ABSDATA	178	140	22
	INDX	224	187	17
8/20/2024	ABSDATA	178	139	22
	INDX	224	187	17
8/19/2024	ABSDATA	178	139	22
	INDX	224	187	17
8/18/2024	ABSDATA	178	139	22
	INDX	224	187	17

BI Status and last ETL error for LLG_ABSBI01_BI_PROD_ABS1

	Mon 19/8/2024	Tue 20/8/2024	Wed 21/8/2024	Thu 22/8/2024	Fri 23/8/2024	Sat 24/8/2024
ABS DataWarehouse ETL Health	OK	OK	OK	OK	OK	OK
ABS DWHStaging ETL Health	OK	OK	OK	OK	OK	OK

Weekly SLA Customer Report

Customer LLG_Production
Database ID 148



BI last ETL error for	LLG_ABSBI01_BI_PROD_ABS1
-----------------------	--------------------------

Thu, 22-08-2024	None
Sat, 24-08-2024	None
Thu, 22-08-2024	None
Fri, 23-08-2024	None
Sun, 18-08-2024	None
Tue, 20-08-2024	None
Fri, 23-08-2024	None
Sun, 18-08-2024	None
Tue, 20-08-2024	None
Sat, 24-08-2024	None
Mon, 19-08-2024	None
Wed, 21-08-2024	None
Mon, 19-08-2024	None
Wed, 21-08-2024	None

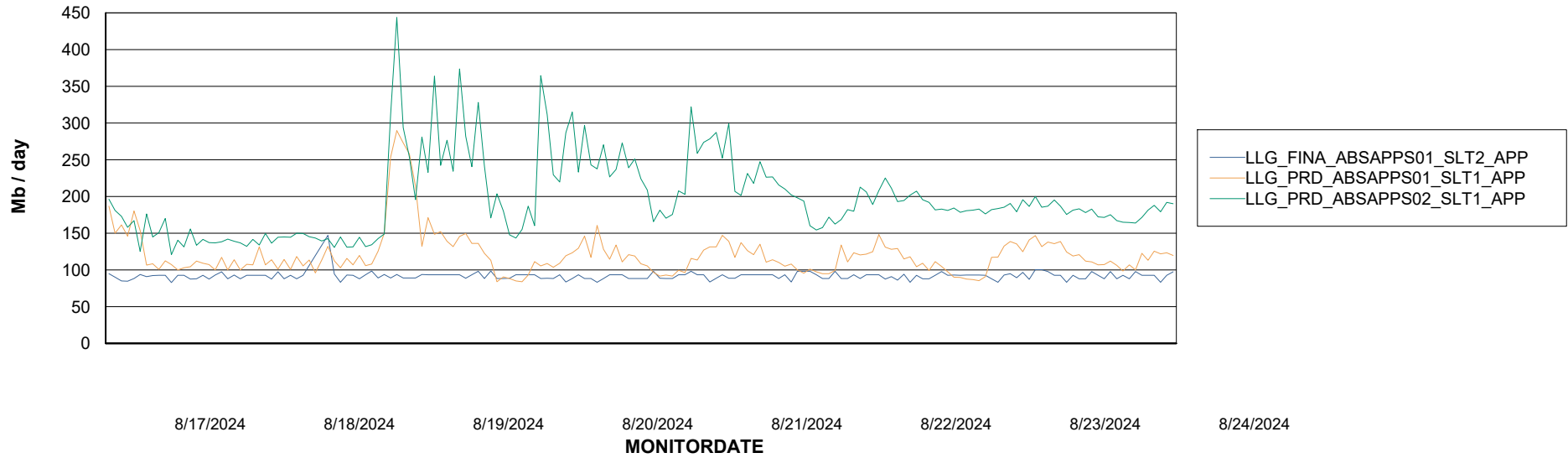
Weekly SLA Customer Report

Customer LLG_Production
Database ID 148

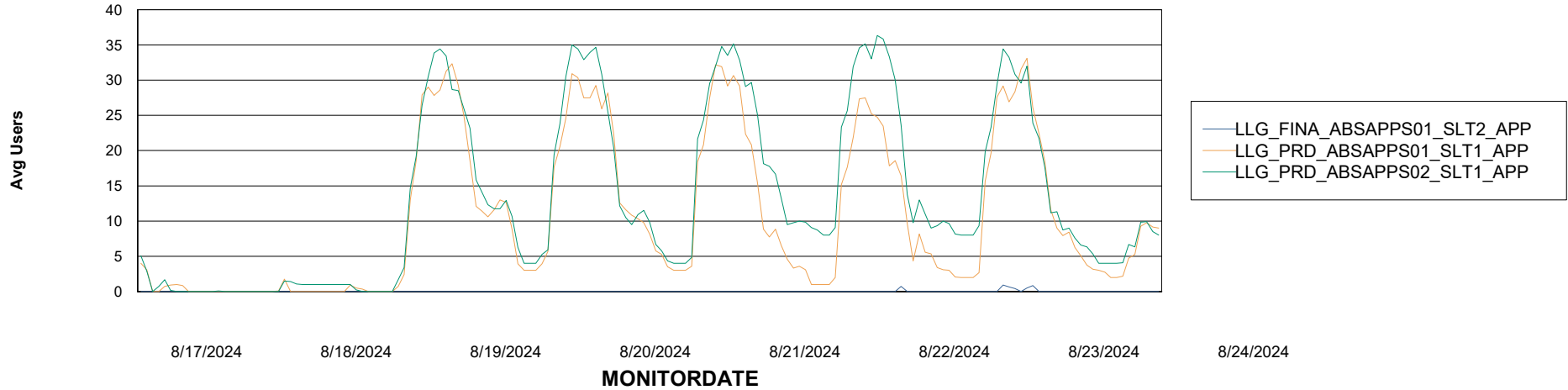


ABSSolute Application Server Services

Avg memory used per ABS Server Service



Avg users per day per ABS server



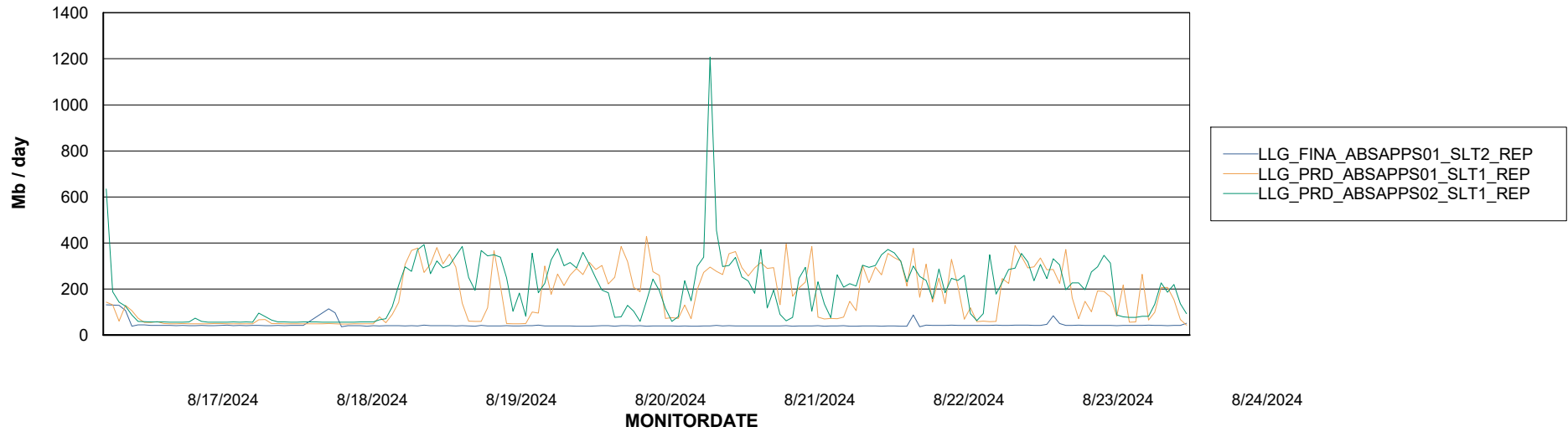
Weekly SLA Customer Report

Customer LLG_Production
Database ID 148



ABSSolute Application ReportServer Services

Avg memory used per ReportServer Service



Disaster per ABS component

