

# Weekly SLA Customer Report

Customer LLG\_Production  
 Database ID 148



Harddisk Usage LLG\_ABSAPPS01

	Free disk space on C: (%)	Total disk space on C: (Gb)	Used disk space on C: (Gb)	Free disk space on D: (%)	Total disk space on D: (Gb)	Used disk space on D: (Gb)
8/17/2024	89	500	55	98	393	8
8/16/2024	89	500	55	98	393	8
8/15/2024	89	500	55	98	393	8
8/14/2024	89	500	55	98	393	8
8/13/2024	89	500	54	98	393	8
8/12/2024	89	500	54	98	393	8
8/11/2024	89	500	54	98	393	8

Harddisk Usage LLG\_ABSApps02

	Free disk space on C: (%)	Total disk space on C: (Gb)	Used disk space on C: (Gb)	Free disk space on D: (%)	Total disk space on D: (Gb)	Used disk space on D: (Gb)
8/17/2024	92	500	40	96	393	14
8/16/2024	92	500	40	96	393	14
8/15/2024	92	500	40	96	393	14
8/14/2024	92	500	39	96	393	14
8/13/2024	92	500	38	96	393	14
8/12/2024	92	500	38	96	393	14
8/11/2024	92	500	38	96	393	14

# Weekly SLA Customer Report

Customer LLG\_Production  
Database ID 148



## Harddisk Usage LLG\_ABSBI01

	Free disk space on C: (%)	Total disk space on C: (Gb)	Used disk space on C: (Gb)	Free disk space on D: (%)	Total disk space on D: (Gb)	Used disk space on D: (Gb)
8/17/2024	84	446	72	91	2,681	238
8/16/2024	84	446	73	91	2,681	238
8/15/2024	84	446	72	91	2,681	238
8/14/2024	84	446	72	91	2,681	238
8/13/2024	84	446	71	91	2,681	238
8/12/2024	84	446	71	91	2,681	238
8/11/2024	84	446	71	91	2,681	238

## Harddisk Usage LLG\_ABSDB01

	Free disk space on C: (%)	Total disk space on C: (Gb)	Used disk space on C: (Gb)	Free disk space on D: (%)	Total disk space on D: (Gb)	Used disk space on D: (Gb)	Free disk space on E: (%)	Total disk space on E: (Gb)	Used disk space on E: (Gb)
8/17/2024	88	446	53	72	1,605	452	69	1,077	329
8/16/2024	88	446	53	72	1,605	452	69	1,077	332
8/15/2024	88	446	53	72	1,605	452	69	1,077	333
8/14/2024	88	446	52	72	1,605	452	69	1,077	333
8/13/2024	88	446	52	72	1,605	452	69	1,077	332
8/12/2024	88	446	52	72	1,605	452	69	1,077	332
8/11/2024	88	446	52	72	1,605	452	67	1,077	352

# Weekly SLA Customer Report

Customer LLG\_Production  
 Database ID 148



Harddisk Usage LLG\_ABSDB02

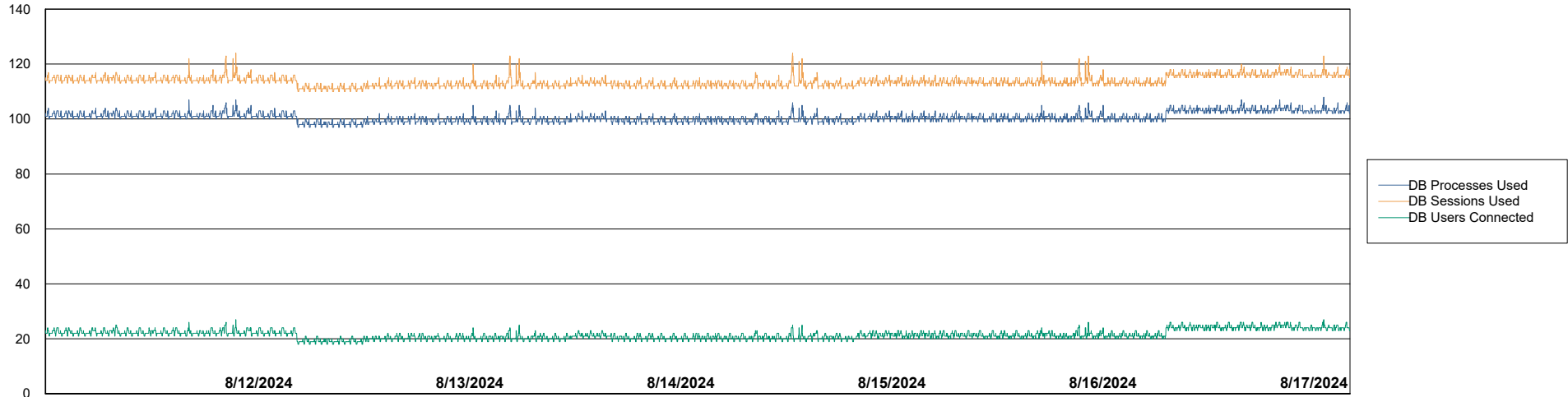
	Free disk space on C: (%)	Total disk space on C: (Gb)	Used disk space on C: (Gb)	Free disk space on D: (%)	Total disk space on D: (Gb)	Used disk space on D: (Gb)	Free disk space on E: (%)	Total disk space on E: (Gb)	Used disk space on E: (Gb)
8/17/2024	64	446	161	63	1,605	592	99	1,077	8
8/16/2024	64	446	160	63	1,605	592	99	1,077	10
8/15/2024	64	446	160	63	1,605	592	84	1,077	177
8/14/2024	64	446	160	63	1,605	592	84	1,077	175
8/13/2024	64	446	159	63	1,605	592	84	1,077	173
8/12/2024	65	446	155	63	1,605	592	84	1,077	174
8/11/2024	67	446	148	63	1,605	592	97	1,077	34

# Weekly SLA Customer Report

Customer LLG\_Production  
Database ID 148



Database Performance LLG\_ABSBI01\_BI\_PROD\_ABS1

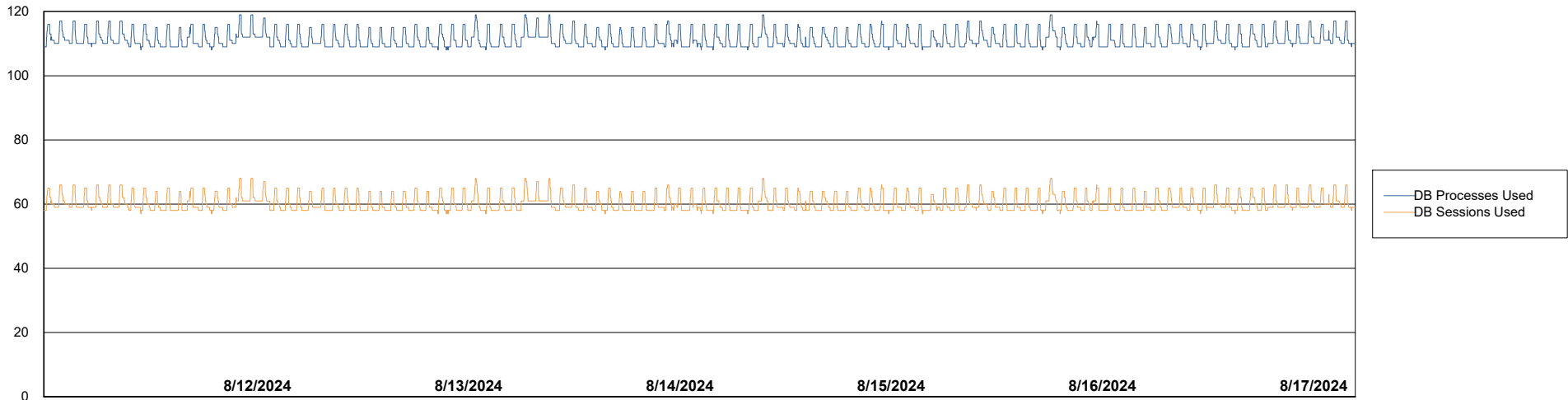


# Weekly SLA Customer Report

Customer LLG\_Production  
Database ID 148



Database Performance LLG\_ABSDB02\_PROD\_HSBABS1

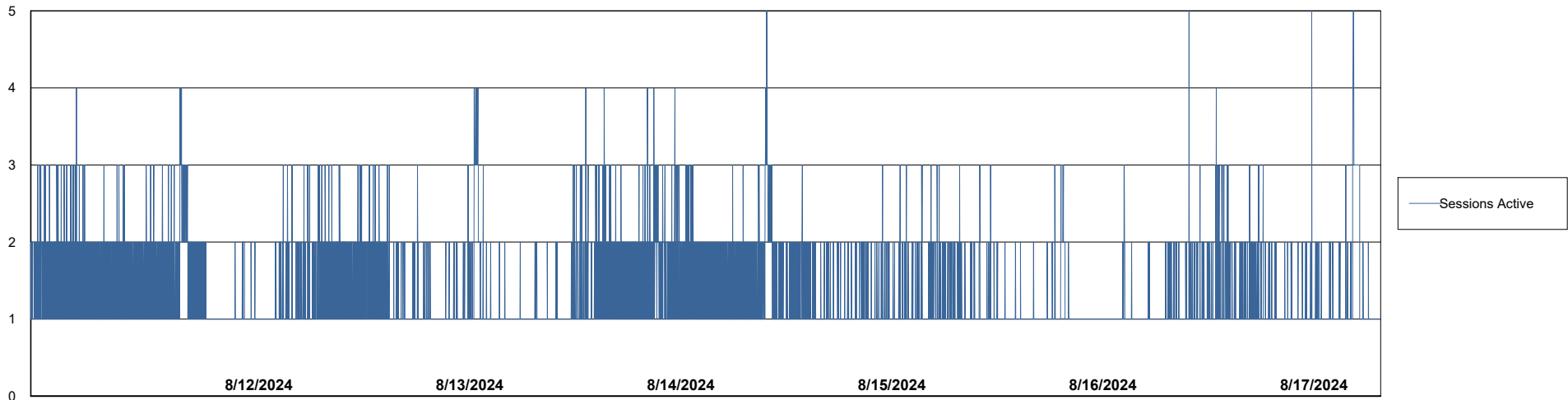
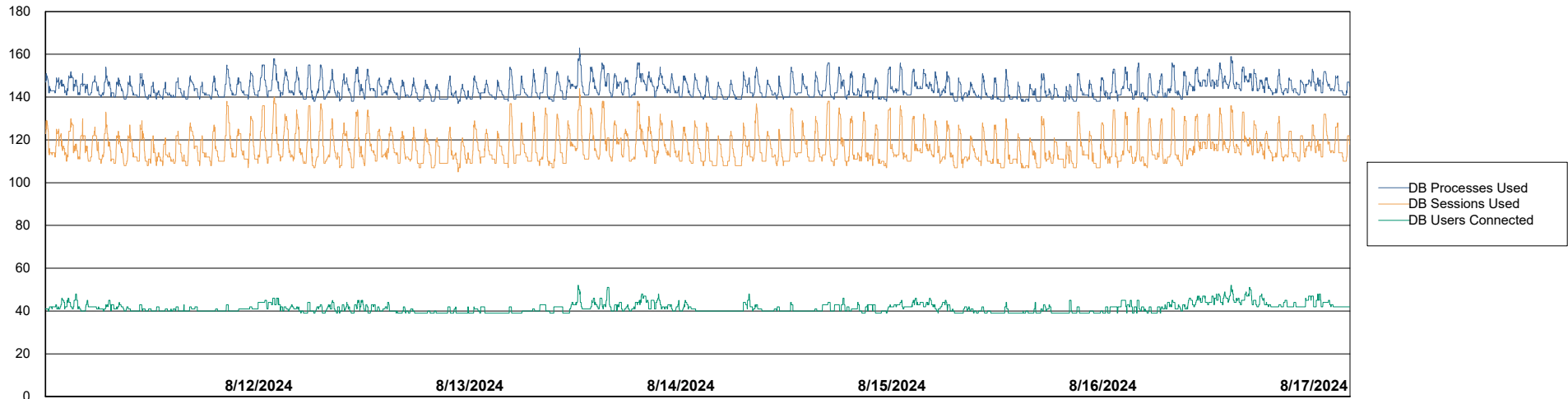


# Weekly SLA Customer Report

Customer LLG\_Production  
Database ID 148



## Database Performance LLG\_ABSDB1\_PROD\_ABS1



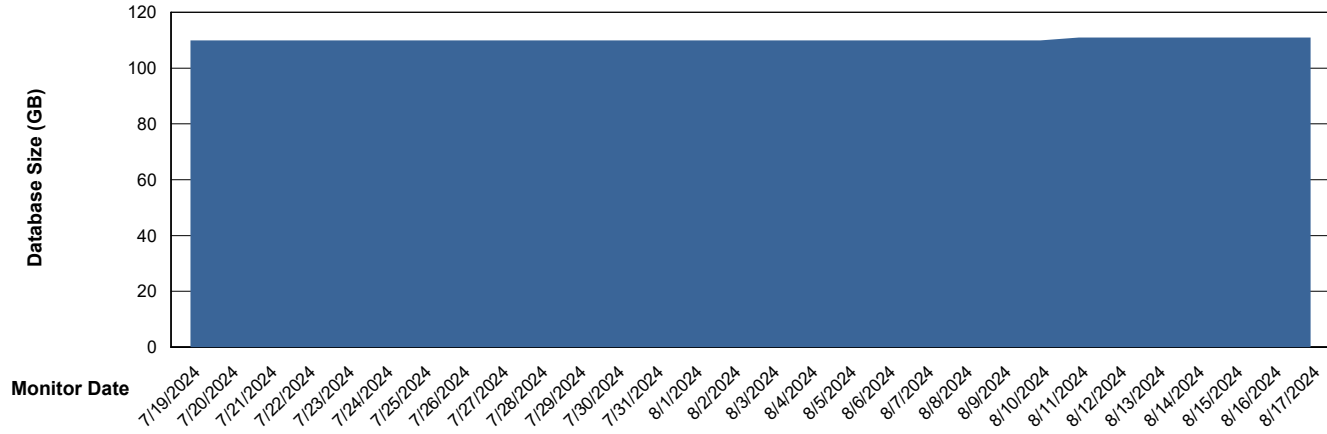
# Weekly SLA Customer Report

Customer LLG\_Production  
Database ID 148



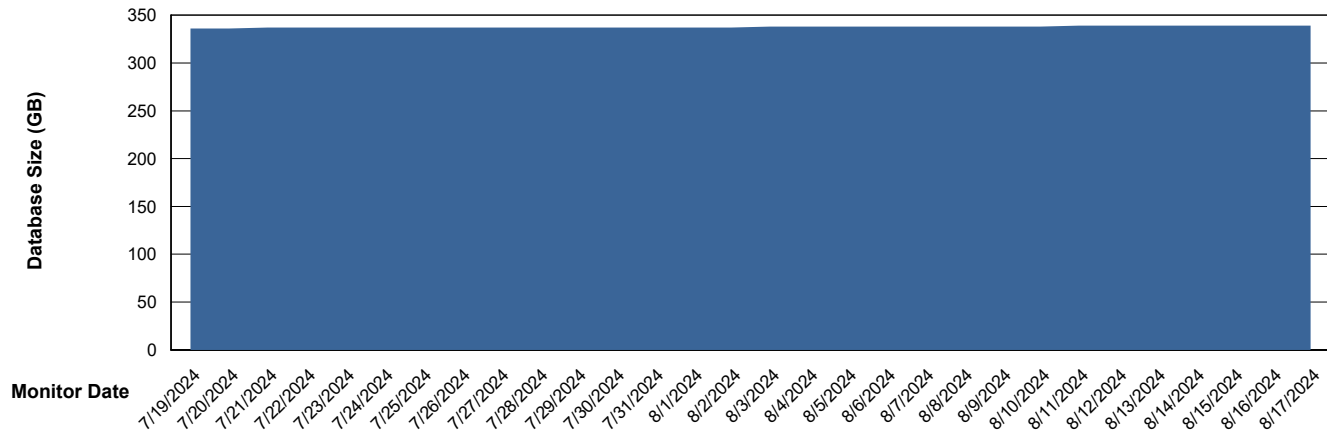
DATABASE SIZE LLG\_ABSBI01\_BI\_PROD\_ABS1

### Database growth over last month



DATABASE SIZE LLG\_ABSDB1\_PROD\_ABS1

### Database growth over last month



# Weekly SLA Customer Report

Customer      LLG\_Production  
Database ID    148



Database Tablespace      LLG\_ABSBI01\_BI\_PROD\_ABS1

Date	Tablespace Name	Filesize (Gb)	Usedsize (Gb)	Percentage free
8/17/2024	ABSDATA	64	46	28
	INDX	72	57	20
8/16/2024	ABSDATA	64	46	28
	INDX	72	57	20
8/15/2024	ABSDATA	64	46	29
	INDX	72	57	20
8/14/2024	ABSDATA	64	46	29
	INDX	72	57	20
8/13/2024	ABSDATA	64	46	29
	INDX	72	57	20
8/12/2024	ABSDATA	64	46	29
	INDX	72	57	20
8/11/2024	ABSDATA	64	46	29
	INDX	72	57	20

# Weekly SLA Customer Report

Customer LLG\_Production  
 Database ID 148



Database Tablespace LLG\_ABSDB1\_PROD\_ABS1

Date	Tablespace Name	Filesize (Gb)	Usedsize (Gb)	Percentage free
8/17/2024	ABSDATA	178	139	22
	INDX	224	186	17
8/16/2024	ABSDATA	178	139	22
	INDX	224	186	17
8/15/2024	ABSDATA	178	139	22
	INDX	224	186	17
8/14/2024	ABSDATA	178	139	22
	INDX	224	186	17
8/13/2024	ABSDATA	178	139	22
	INDX	224	186	17
8/12/2024	ABSDATA	178	139	22
	INDX	224	186	17
8/11/2024	ABSDATA	178	139	22
	INDX	224	186	17

BI Status and last ETL error for LLG\_ABSBI01\_BI\_PROD\_ABS1

	Mon 12/8/2024	Tue 13/8/2024	Wed 14/8/2024	Thu 15/8/2024	Fri 16/8/2024	Sat 17/8/2024
<b>ABS DataWarehouse ETL Health</b>	OK	OK	OK	OK	OK	OK
<b>ABS DWHStaging ETL Health</b>	OK	OK	OK	OK	OK	OK

# Weekly SLA Customer Report

Customer LLG\_Production  
Database ID 148



BI last ETL error for	LLG_ABSBI01_BI_PROD_ABS1
-----------------------	--------------------------

Mon, 12-08-2024	None
Fri, 16-08-2024	None
Sat, 17-08-2024	None
Tue, 13-08-2024	None
Thu, 15-08-2024	None
Thu, 15-08-2024	None
Sun, 11-08-2024	None
Tue, 13-08-2024	None
Fri, 16-08-2024	None
Sun, 11-08-2024	None
Wed, 14-08-2024	None
Mon, 12-08-2024	None
Wed, 14-08-2024	None
Sat, 17-08-2024	None

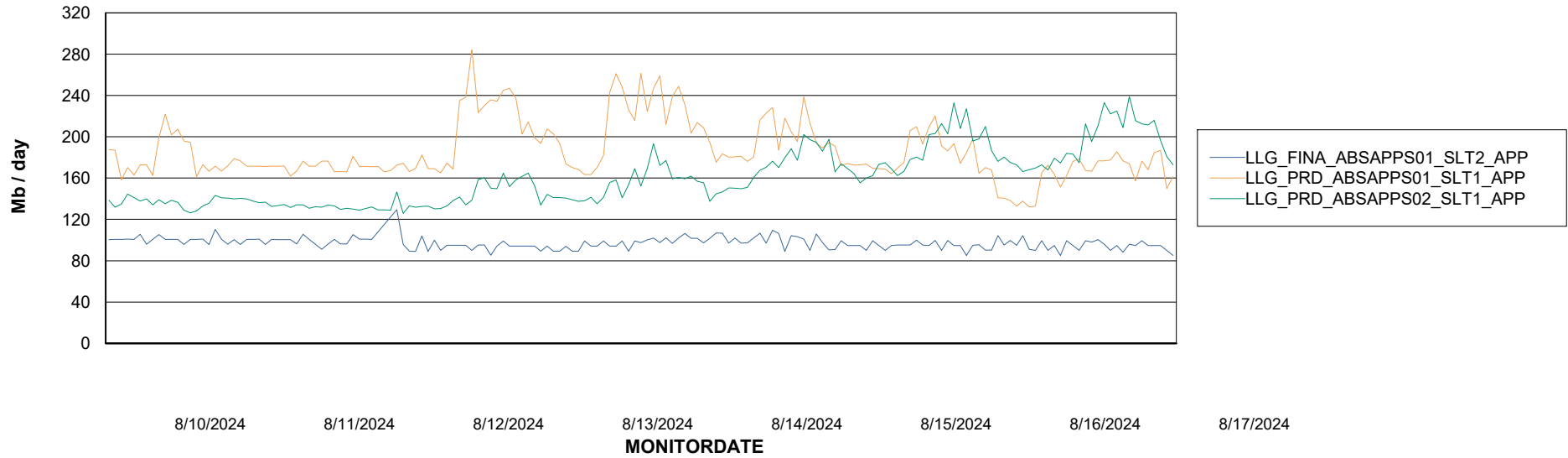
# Weekly SLA Customer Report

Customer LLG\_Production  
Database ID 148

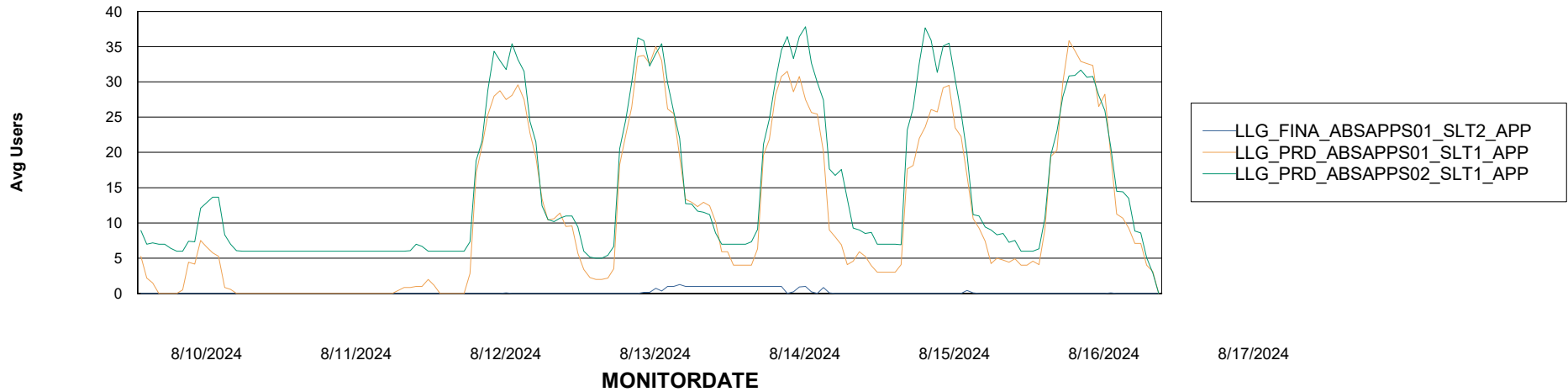


## ABSSolute Application Server Services

### Avg memory used per ABS Server Service



### Avg users per day per ABS server



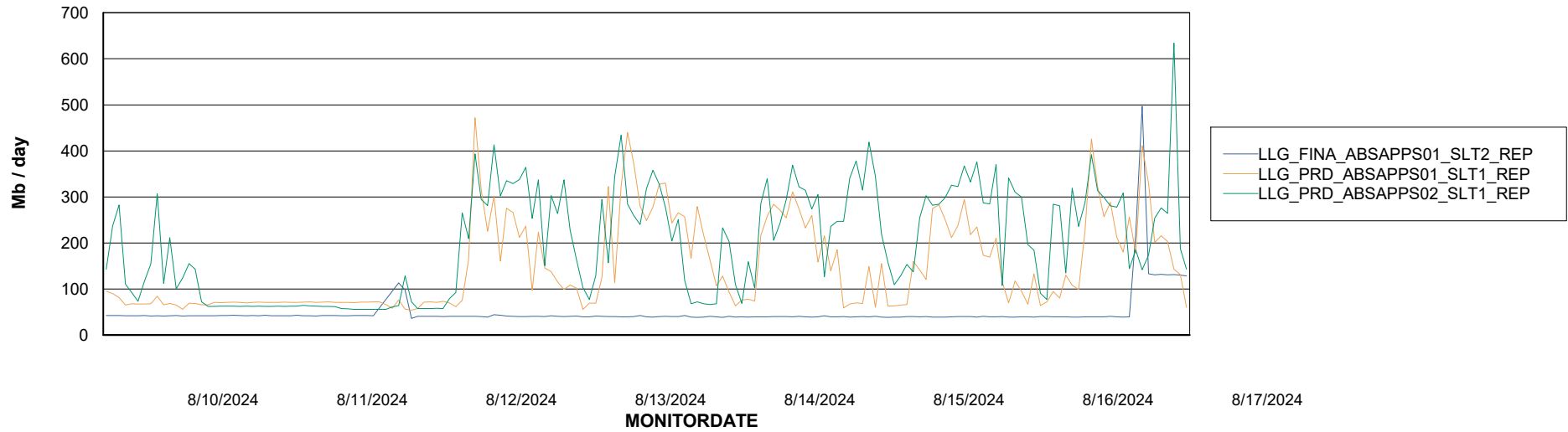
# Weekly SLA Customer Report

Customer LLG\_Production  
Database ID 148



## ABSSolute Application ReportServer Services

### Avg memory used per ReportServer Service



### Disaster per ABS component

