

# Weekly SLA Customer Report

Customer NOA\_Production (24/7)  
Database ID 116



## Harddisk Usage NOA\_PRD\_NOVOBI

	Free disk space on C: (%)	Total disk space on C: (Gb)	Used disk space on C: (Gb)	Free disk space on D: (%)	Total disk space on D: (Gb)	Used disk space on D: (Gb)	Free disk space on E: (%)	Total disk space on E: (Gb)	Used disk space on E: (Gb)	Free disk space on H: (%)
8/10/2024	28	97	70	54	500	228	66	300	102	53
8/9/2024	28	97	70	54	500	228	66	300	101	53
8/8/2024	26	97	71	54	500	228	66	300	101	53
8/7/2024	27	97	71	54	500	228	67	300	99	53
8/6/2024	27	97	71	54	500	228	68	300	96	53
8/5/2024	27	97	71	54	500	228	68	300	95	53
8/4/2024	27	97	70	54	500	228	68	300	95	53

## Harddisk Usage NOA\_PRD\_NovoABS01

	Free disk space on C: (%)	Total disk space on C: (Gb)	Used disk space on C: (Gb)	Free disk space on F: (%)	Total disk space on F: (Gb)	Used disk space on F: (Gb)	Free disk space on G: (%)	Total disk space on G: (Gb)	Used disk space on G: (Gb)
8/10/2024	47	100	53	21	900	707	86	400	54
8/9/2024	47	100	53	21	900	714	86	400	55
8/8/2024	47	100	53	18	900	734	86	400	58
8/7/2024	47	100	53	24	900	686	84	400	65
8/6/2024	47	100	53	21	900	709	84	400	64
8/5/2024	47	100	53	19	900	733	84	400	63
8/4/2024	47	100	53	21	900	708	84	400	63

# Weekly SLA Customer Report

Customer NOA\_Production (24/7)  
 Database ID 116



Harddisk Usage NOA\_PRD\_NovoABS03

	Free disk space on C: (%)	Total disk space on C: (Gb)	Used disk space on C: (Gb)	Free disk space on F: (%)	Total disk space on F: (Gb)	Used disk space on F: (Gb)	Free disk space on G: (%)	Total disk space on G: (Gb)	Used disk space on G: (Gb)
8/10/2024	64	279	102	34	838	556	90	559	54
8/9/2024	64	279	102	35	838	546	90	559	55
8/8/2024	64	279	101	35	838	541	90	559	58
8/7/2024	64	279	102	35	838	541	88	559	65
8/6/2024	63	279	102	35	838	541	89	559	64
8/5/2024	64	279	102	35	838	541	89	559	63
8/4/2024	64	279	102	35	838	541	89	559	63

Harddisk Usage NOA\_PRD\_NovoApps01

	Free disk space on C: (%)	Total disk space on C: (Gb)	Used disk space on C: (Gb)
8/10/2024	59	100	41
8/9/2024	59	100	41
8/8/2024	59	100	41
8/7/2024	59	100	41
8/6/2024	59	100	41
8/5/2024	59	100	41
8/4/2024	59	100	41

# Weekly SLA Customer Report

Customer NOA\_Production (24/7)  
 Database ID 116



Harddisk Usage NOA\_PRD\_NovoApps02

	Free disk space on C: (%)	Total disk space on C: (Gb)	Used disk space on C: (Gb)
8/10/2024	63	100	37
8/9/2024	63	100	37
8/8/2024	62	100	38
8/7/2024	62	100	38
8/6/2024	63	100	37
8/5/2024	63	100	37
8/4/2024	63	100	37

Harddisk Usage NOA\_PRD\_NovoLink

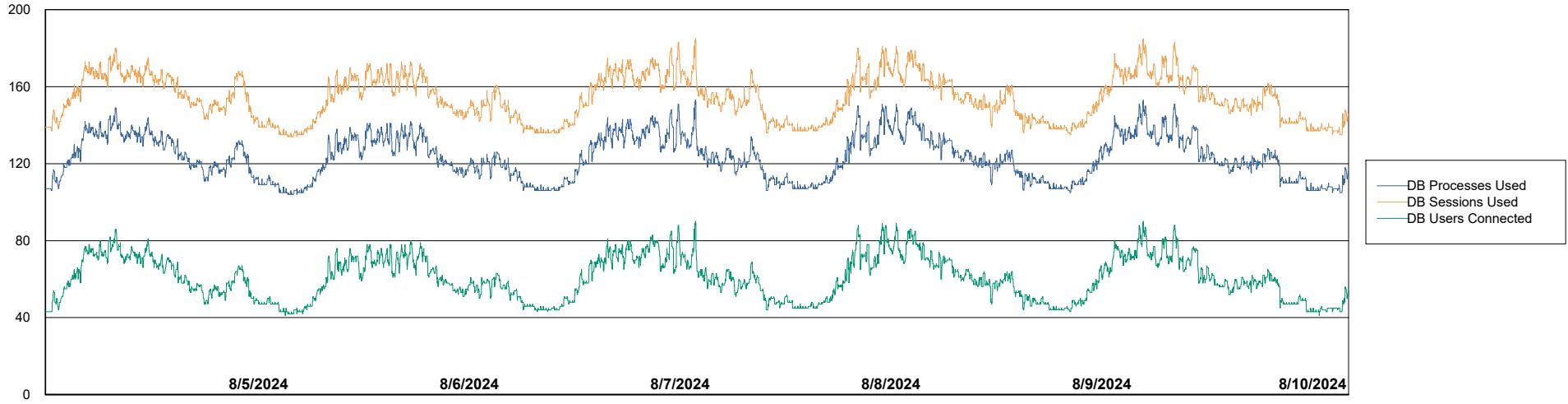
	Free disk space on C: (%)	Total disk space on C: (Gb)	Used disk space on C: (Gb)
8/10/2024	63	100	37
8/9/2024	63	100	37
8/8/2024	63	100	37
8/7/2024	63	100	37
8/6/2024	63	100	37
8/5/2024	63	100	37
8/4/2024	63	100	37

# Weekly SLA Customer Report

Customer NOA\_Production (24/7)  
Database ID 116



## Database Performance NOA\_PRD\_NovoABS01\_ABS1



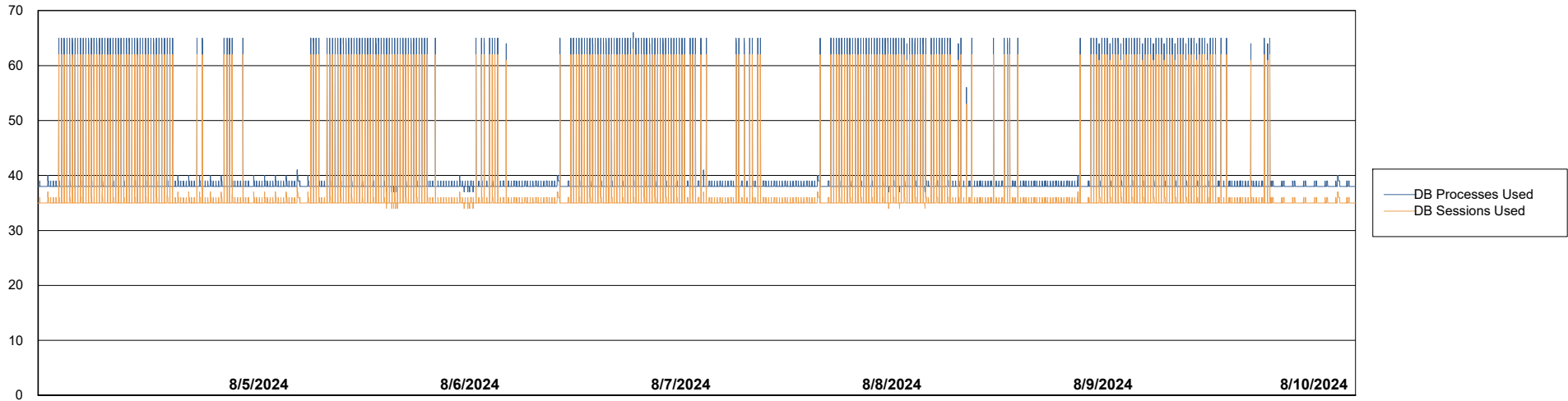
# Weekly SLA Customer Report

Customer NOA\_Production (24/7)  
Database ID 116



Database Performance NOA\_PRD\_NovoABS03\_HSBABS1

DB Processes Max 300

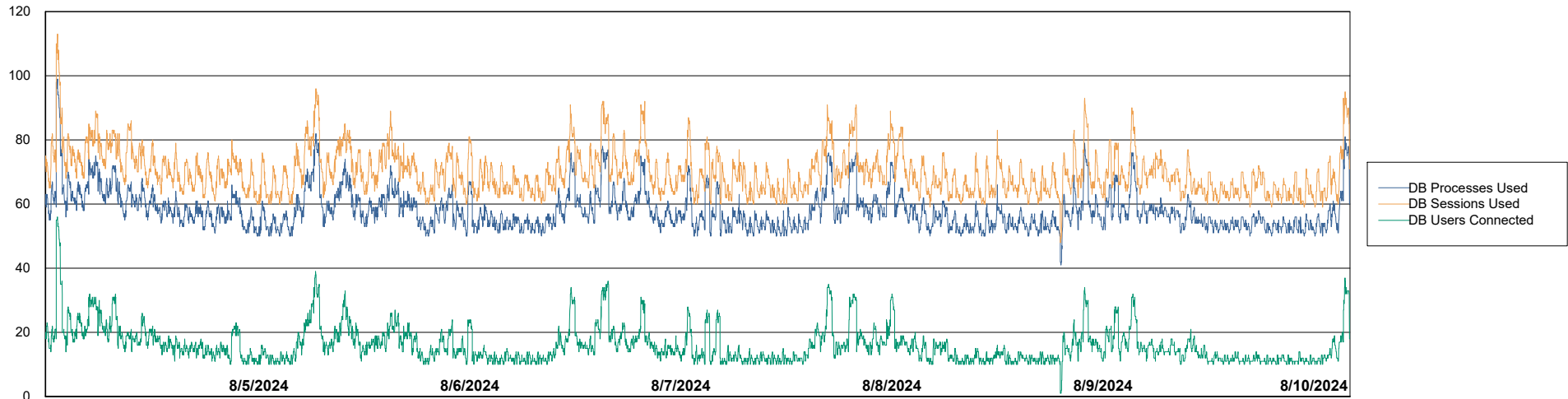


# Weekly SLA Customer Report

Customer NOA\_Production (24/7)  
Database ID 116



## Database Performance NOA\_PRD\_NOVOBI\_ABS1



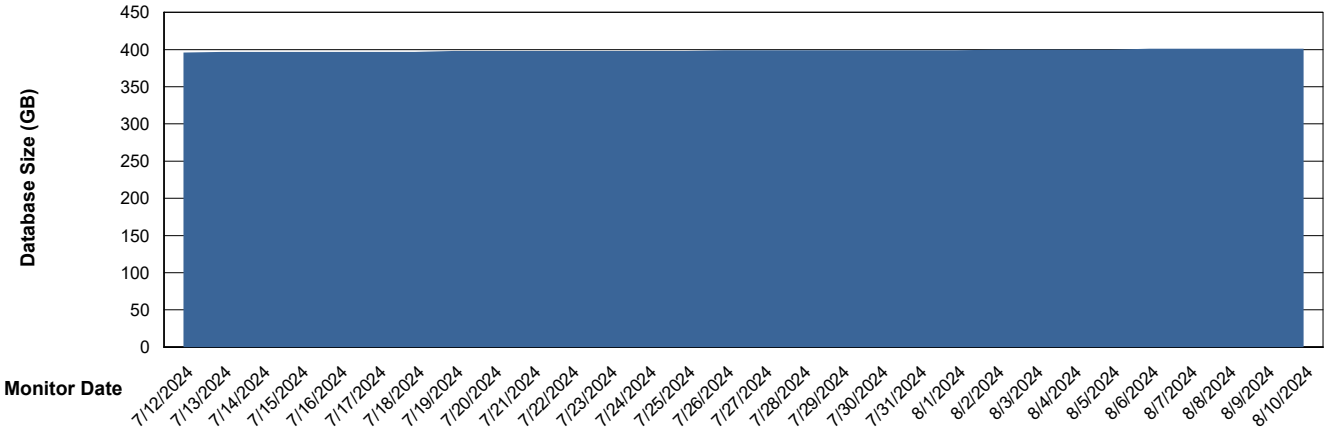
# Weekly SLA Customer Report

Customer NOA\_Production (24/7)  
Database ID 116



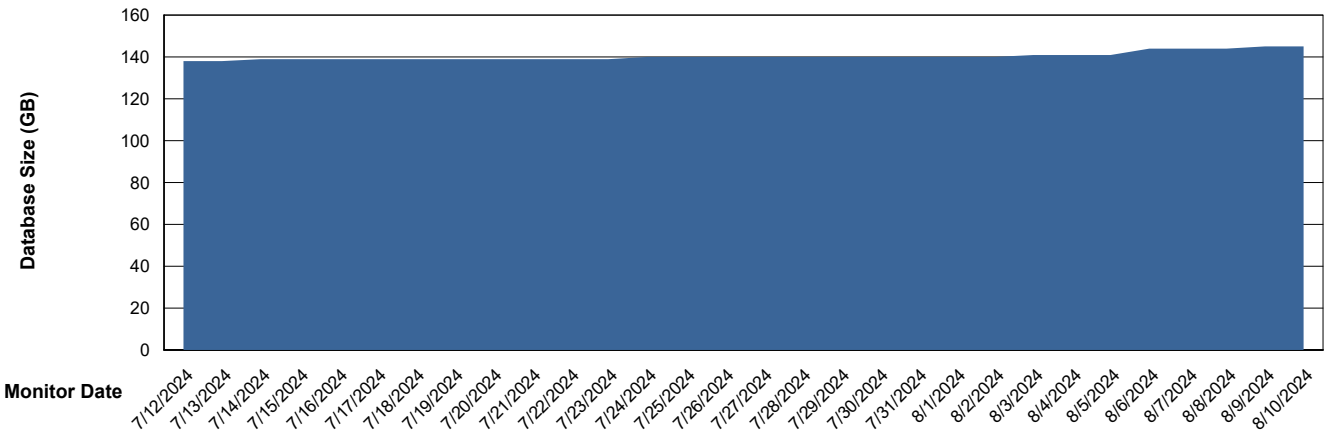
DATABASE SIZE NOA\_PRD\_NovoABS01\_ABS1

### Database growth over last month



DATABASE SIZE NOA\_PRD\_NOVOBI\_ABS1

### Database growth over last month



# Weekly SLA Customer Report

Customer NOA\_Production (24/7)  
Database ID 116



Database Tablespace NOA\_PRD\_NovoABS01\_ABS1

Date	Tablespace Name	Filesize (Gb)	Usedsize (Gb)	Percentage free
8/10/2024	ABSDATA	183	144	21
	INDX	304	244	20
8/9/2024	ABSDATA	183	144	21
	INDX	304	244	20
8/8/2024	ABSDATA	183	144	21
	INDX	289	244	16
8/7/2024	ABSDATA	183	144	21
	INDX	289	244	16
8/6/2024	ABSDATA	183	144	21
	INDX	289	243	16
8/5/2024	ABSDATA	183	144	21
	INDX	289	243	16
8/4/2024	ABSDATA	183	144	21
	INDX	289	243	16

# Weekly SLA Customer Report

Customer NOA\_Production (24/7)  
 Database ID 116



Database Tablespace NOA\_PRD\_NOVOBI\_ABS1

Date	Tablespace Name	Filesize (Gb)	Usedsize (Gb)	Percentage free
8/10/2024	ABSDATA	73	60	18
	INDX	99	81	18
8/9/2024	ABSDATA	73	60	18
	INDX	99	81	19
8/8/2024	ABSDATA	73	60	18
	INDX	99	81	19
8/7/2024	ABSDATA	73	60	18
	INDX	99	81	19
8/6/2024	ABSDATA	73	60	18
	INDX	99	80	19
8/5/2024	ABSDATA	73	56	23
	INDX	99	80	19
8/4/2024	ABSDATA	73	56	23
	INDX	99	80	19

BI Status and last ETL error for NOA\_PRD\_NOVOBI\_ABS1

	Mon 5/8/2024	Tue 6/8/2024	Wed 7/8/2024	Thu 8/8/2024	Fri 9/8/2024	Sat 10/8/2024
<b>ABS DataWarehouse ETL Health</b>	OK	OK	OK	OK	OK	OK
<b>ABS DWHStaging ETL Health</b>	OK	OK	OK	OK	OK	OK

# Weekly SLA Customer Report

Customer NOA\_Production (24/7)  
Database ID 116



BI last ETL error for	NOA_PRD_NOVOBI_ABS1
-----------------------	---------------------

Tue, 6-08-2024	None
Mon, 5-08-2024	None
Fri, 9-08-2024	None
Sun, 4-08-2024	None
Sat, 10-08-2024	None
Tue, 6-08-2024	None
Fri, 9-08-2024	None
Thu, 8-08-2024	None
Thu, 8-08-2024	None
Wed, 7-08-2024	None
Sun, 4-08-2024	None
Mon, 5-08-2024	None
Wed, 7-08-2024	None
Sat, 10-08-2024	None

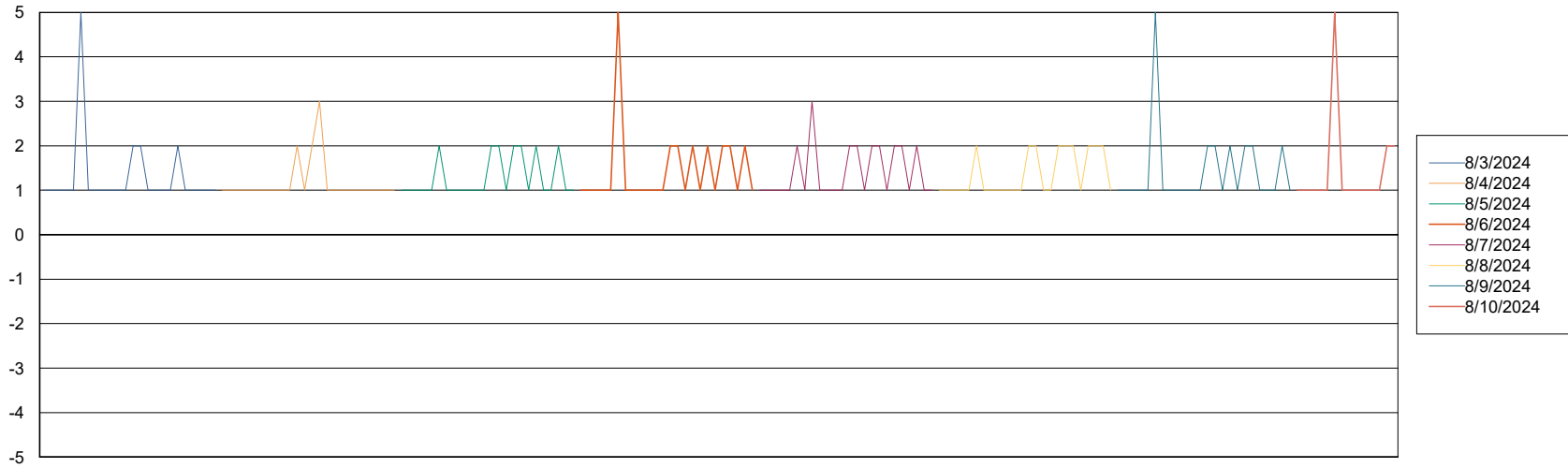
# Weekly SLA Customer Report

Customer NOA\_Production (24/7)  
Database ID 116



Standby Database Health NOA\_Production (24/7)

### Recovery lag for last 7 days



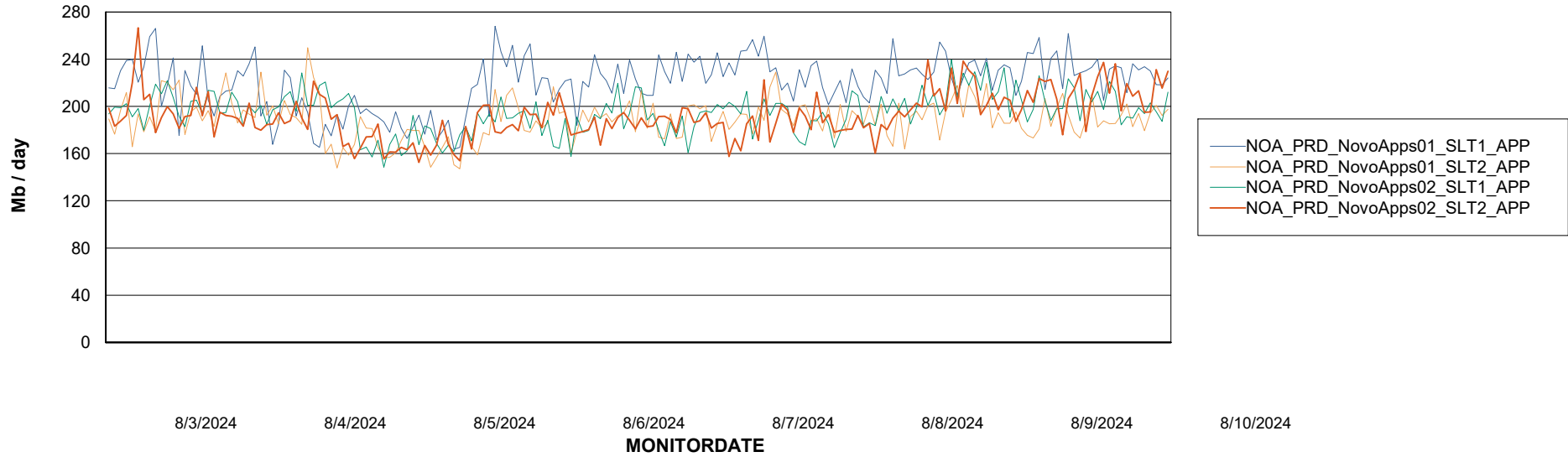
# Weekly SLA Customer Report

Customer NOA\_Production (24/7)  
Database ID 116

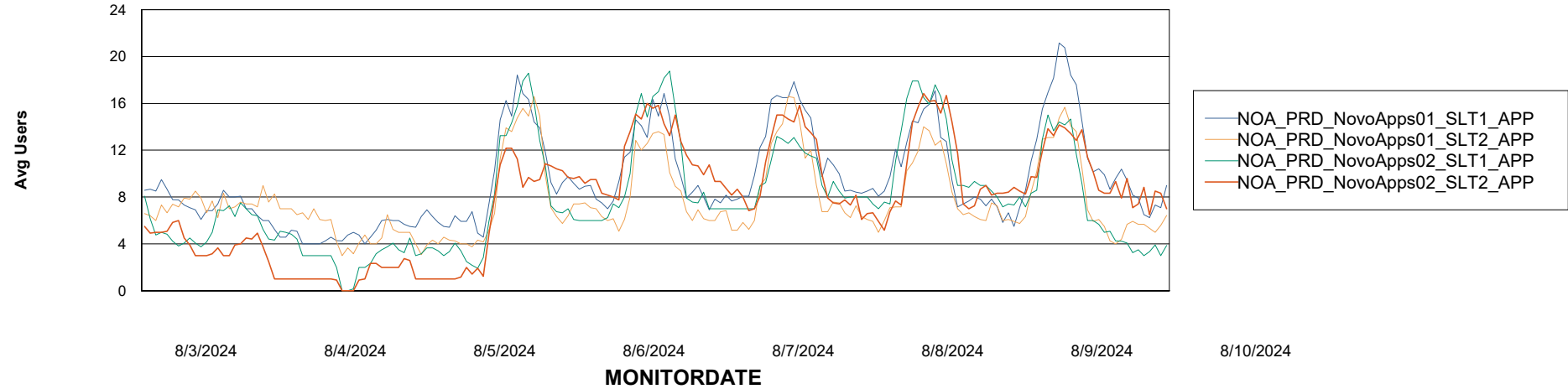


## ABSSolute Application Server Services

### Avg memory used per ABS Server Service



### Avg users per day per ABS server



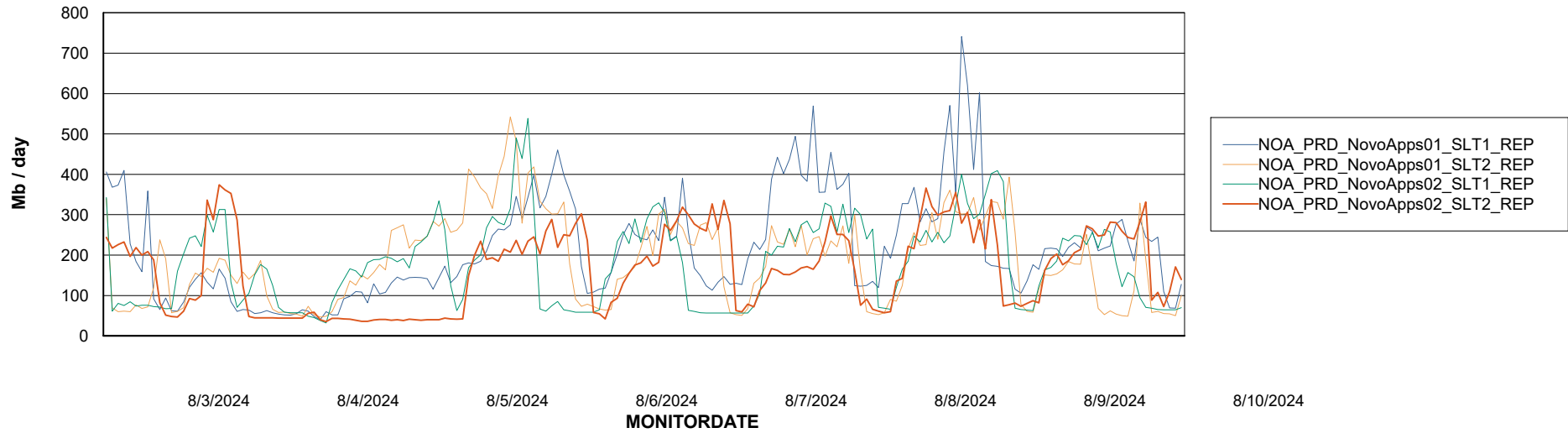
# Weekly SLA Customer Report

Customer NOA\_Production (24/7)  
Database ID 116



## ABSSolute Application ReportServer Services

### Avg memory used per ReportServer Service



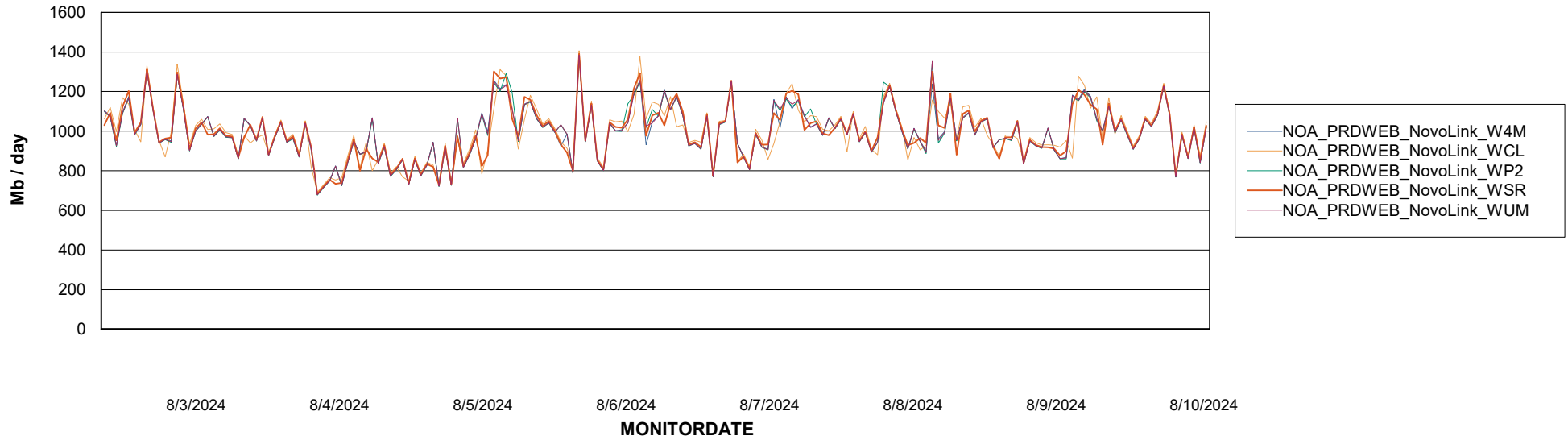
# Weekly SLA Customer Report

Customer NOA\_Production (24/7)  
Database ID 116



## ABSSolute Web Component Services

### Avg memory used per ABS Web component



# Weekly SLA Customer Report

Customer NOA\_Production (24/7)  
Database ID 116



## Disaster per ABS component

