

Weekly SLA Customer Report

Customer LLG_Production
 Database ID 148



Harddisk Usage LLG_ABSAPPS01

	Free disk space on C: (%)	Total disk space on C: (Gb)	Used disk space on C: (Gb)	Free disk space on D: (%)	Total disk space on D: (Gb)	Used disk space on D: (Gb)
8/10/2024	89	500	54	98	393	8
8/9/2024	89	500	54	98	393	8
8/8/2024	89	500	54	98	393	8
8/7/2024	89	500	54	98	393	8
8/6/2024	89	500	54	98	393	8
8/5/2024	89	500	55	98	393	8
8/4/2024	89	500	55	98	393	8

Harddisk Usage LLG_ABSApps02

	Free disk space on C: (%)	Total disk space on C: (Gb)	Used disk space on C: (Gb)	Free disk space on D: (%)	Total disk space on D: (Gb)	Used disk space on D: (Gb)
8/10/2024	92	500	38	96	393	14
8/9/2024	92	500	38	96	393	14
8/8/2024	92	500	38	96	393	14
8/7/2024	92	500	38	96	393	14
8/6/2024	92	500	38	96	393	14
8/5/2024	92	500	38	96	393	14
8/4/2024	92	500	38	96	393	14

Weekly SLA Customer Report

Customer LLG_Production
Database ID 148



Harddisk Usage LLG_ABSBI01

	Free disk space on C: (%)	Total disk space on C: (Gb)	Used disk space on C: (Gb)	Free disk space on D: (%)	Total disk space on D: (Gb)	Used disk space on D: (Gb)
8/10/2024	84	446	71	91	2,681	236
8/9/2024	84	446	70	91	2,681	235
8/8/2024	84	446	70	91	2,681	235
8/7/2024	84	446	70	91	2,681	235
8/6/2024	84	446	70	91	2,681	235
8/5/2024	84	446	70	91	2,681	235
8/4/2024	84	446	70	91	2,681	237

Harddisk Usage LLG_ABSDB01

	Free disk space on C: (%)	Total disk space on C: (Gb)	Used disk space on C: (Gb)	Free disk space on D: (%)	Total disk space on D: (Gb)	Used disk space on D: (Gb)	Free disk space on E: (%)	Total disk space on E: (Gb)	Used disk space on E: (Gb)
8/10/2024	88	446	52	72	1,605	452	69	1,077	329
8/9/2024	88	446	52	72	1,605	452	70	1,077	328
8/8/2024	88	446	52	72	1,605	452	70	1,077	328
8/7/2024	88	446	52	72	1,605	452	69	1,077	329
8/6/2024	88	446	52	72	1,605	452	69	1,077	331
8/5/2024	88	446	53	72	1,605	452	64	1,077	384
8/4/2024	88	446	53	72	1,605	452	63	1,077	399

Weekly SLA Customer Report

Customer LLG_Production
 Database ID 148



Harddisk Usage LLG_ABSDB02

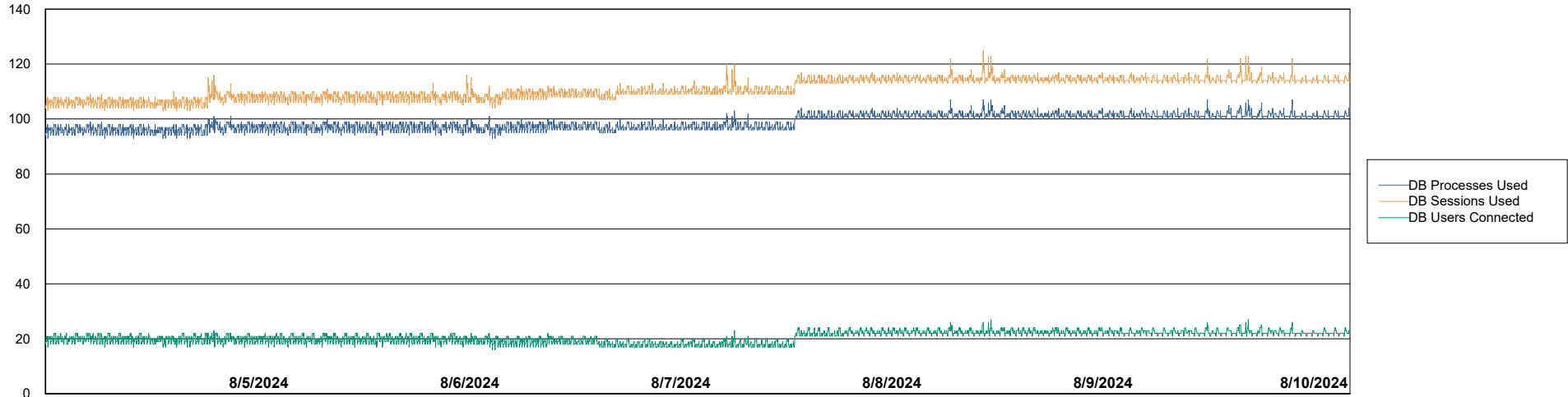
	Free disk space on C: (%)	Total disk space on C: (Gb)	Used disk space on C: (Gb)	Free disk space on D: (%)	Total disk space on D: (Gb)	Used disk space on D: (Gb)	Free disk space on E: (%)	Total disk space on E: (Gb)	Used disk space on E: (Gb)
8/10/2024	67	446	148	63	1,605	592	99	1,077	8
8/9/2024	67	446	148	63	1,605	592	99	1,077	14
8/8/2024	67	446	148	63	1,605	592	84	1,077	177
8/7/2024	67	446	148	63	1,605	592	84	1,077	175
8/6/2024	67	446	148	63	1,605	592	84	1,077	173
8/5/2024	68	446	144	63	1,605	592	84	1,077	174
8/4/2024	69	446	137	63	1,605	592	97	1,077	35

Weekly SLA Customer Report

Customer LLG_Production
Database ID 148



Database Performance LLG_ABSBI01_BI_PROD_ABS1



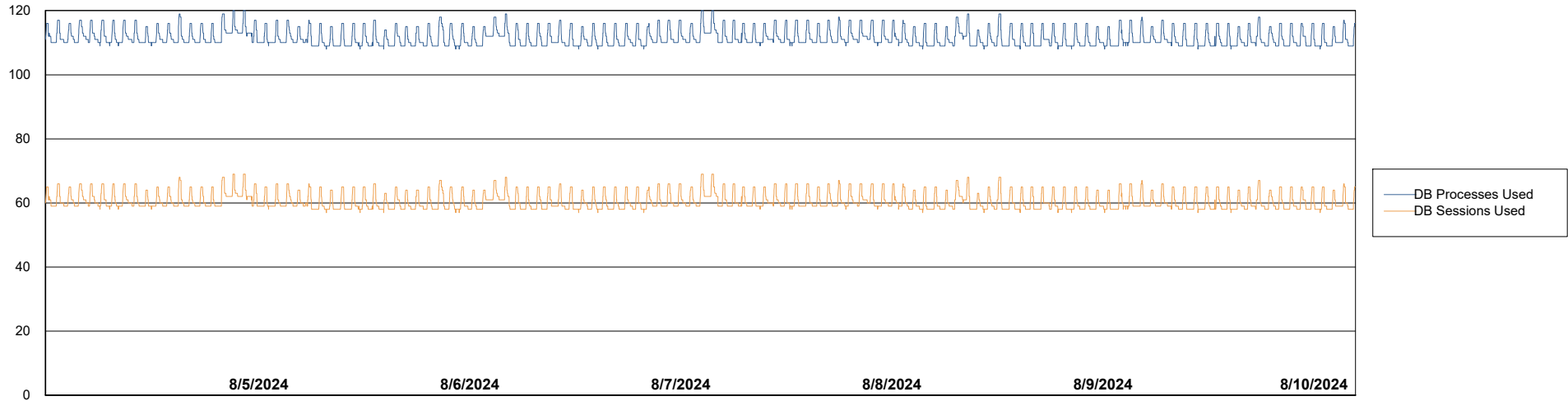
Weekly SLA Customer Report

Customer LLG_Production
Database ID 148



Database Performance LLG_ABSDB02_PROD_HSBABS1

DB Processes Max 0
DB Processes Max 300
DB Processes Max 4

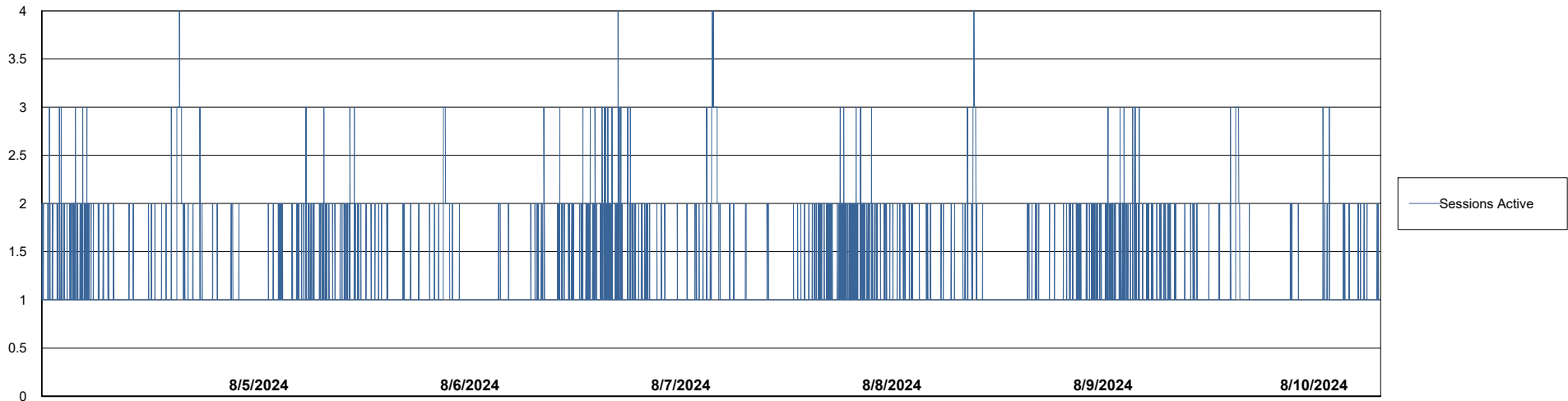
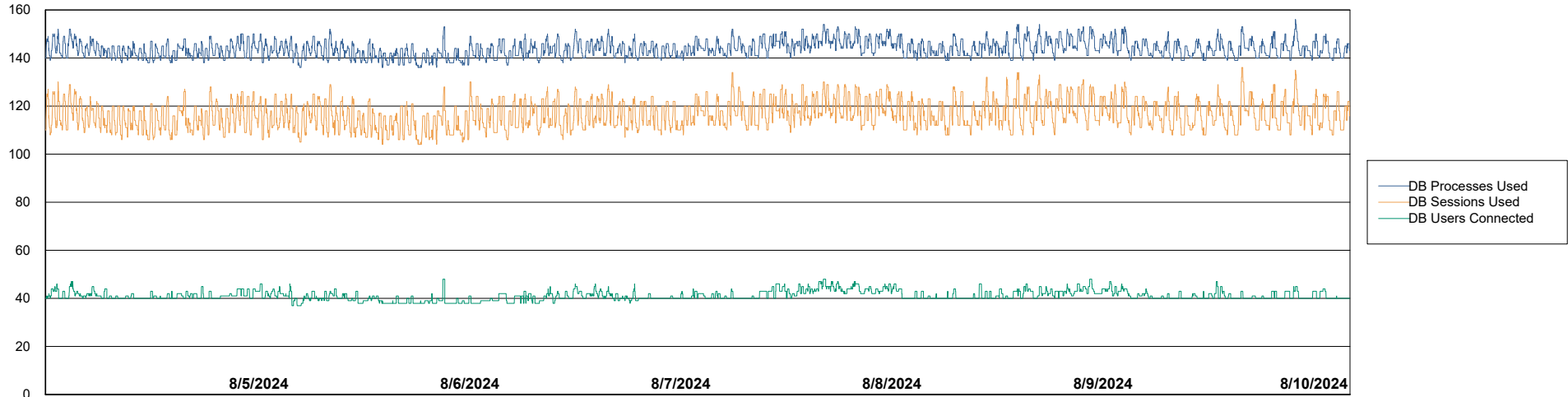


Weekly SLA Customer Report

Customer LLG_Production
Database ID 148



Database Performance LLG_ABSDB1_PROD_ABS1



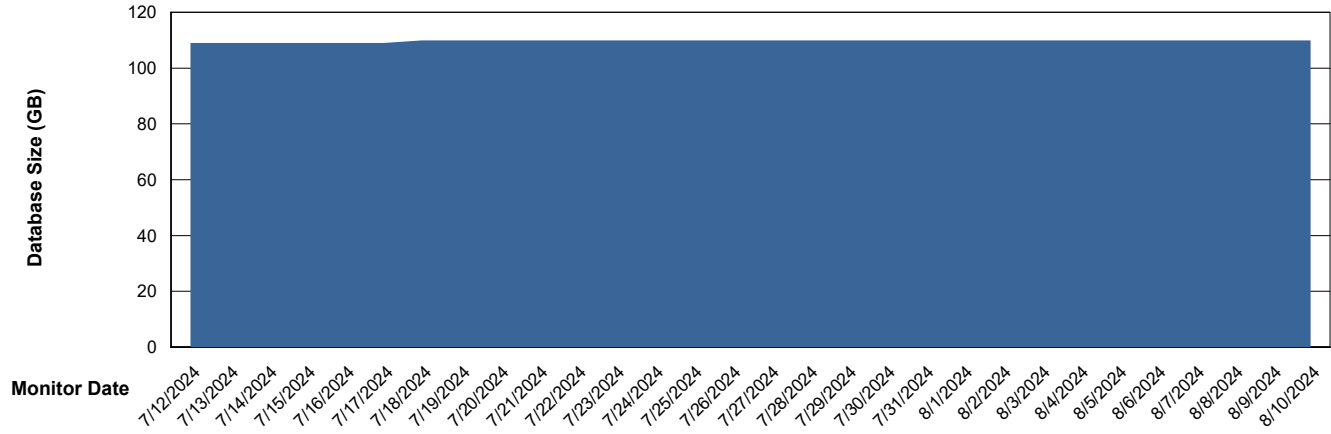
Weekly SLA Customer Report

Customer LLG_Production
Database ID 148



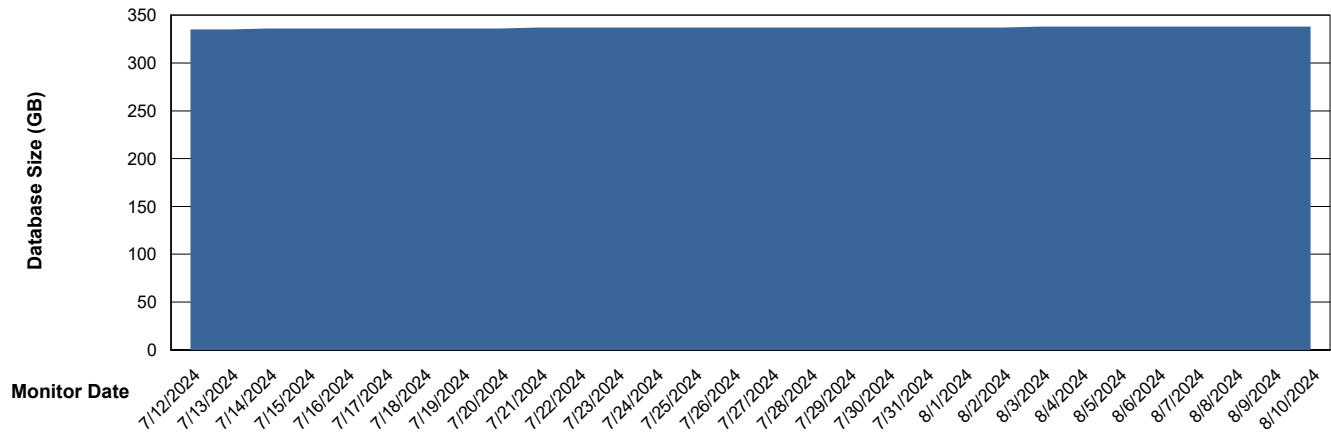
DATABASE SIZE LLG_ABSBI01_BI_PROD_ABS1

Database growth over last month



DATABASE SIZE LLG_ABSDB1_PROD_ABS1

Database growth over last month



Weekly SLA Customer Report

Customer LLG_Production
Database ID 148



Database Tablespace LLG_ABSBI01_BI_PROD_ABS1

Date	Tablespace Name	Filesize (Gb)	Usedsize (Gb)	Percentage free
8/10/2024	ABSDATA	64	46	29
	INDX	72	57	21
8/9/2024	ABSDATA	64	46	29
	INDX	72	57	21
8/8/2024	ABSDATA	64	46	29
	INDX	72	57	21
8/7/2024	ABSDATA	64	46	29
	INDX	72	57	21
8/6/2024	ABSDATA	64	45	29
	INDX	72	57	21
8/5/2024	ABSDATA	64	45	29
	INDX	72	57	21
8/4/2024	ABSDATA	64	45	29
	INDX	72	57	21

Weekly SLA Customer Report

Customer LLG_Production
 Database ID 148



Database Tablespace LLG_ABSDB1_PROD_ABS1

Date	Tablespace Name	Filesize (Gb)	Usedsize (Gb)	Percentage free
8/10/2024	ABSDATA	178	139	22
	INDX	224	186	17
8/9/2024	ABSDATA	178	139	22
	INDX	224	186	17
8/8/2024	ABSDATA	178	139	22
	INDX	224	186	17
8/7/2024	ABSDATA	178	139	22
	INDX	224	186	17
8/6/2024	ABSDATA	178	139	22
	INDX	224	186	17
8/5/2024	ABSDATA	178	139	22
	INDX	224	186	17
8/4/2024	ABSDATA	178	139	22
	INDX	224	186	17

BI Status and last ETL error for LLG_ABSBI01_BI_PROD_ABS1

	Mon 5/8/2024	Tue 6/8/2024	Wed 7/8/2024	Thu 8/8/2024	Fri 9/8/2024	Sat 10/8/2024
ABS DataWarehouse ETL Health	OK	OK	OK	OK	OK	OK
ABS DWHStaging ETL Health	OK	OK	OK	OK	OK	OK

Weekly SLA Customer Report

Customer LLG_Production
Database ID 148



BI last ETL error for	LLG_ABSBI01_BI_PROD_ABS1
-----------------------	--------------------------

Mon, 5-08-2024	None
Wed, 7-08-2024	None
Wed, 7-08-2024	None
Fri, 9-08-2024	None
Fri, 9-08-2024	None
Tue, 6-08-2024	None
Sun, 4-08-2024	None
Tue, 6-08-2024	None
Thu, 8-08-2024	None
Sat, 10-08-2024	None
Sun, 4-08-2024	None
Mon, 5-08-2024	None
Thu, 8-08-2024	None
Sat, 10-08-2024	None

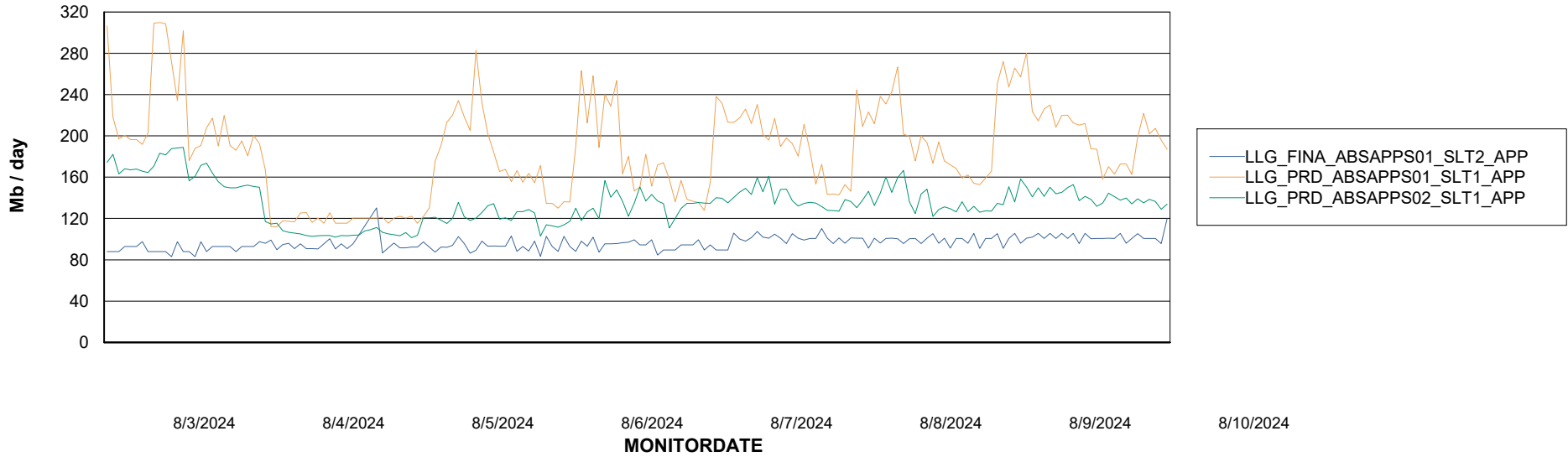
Weekly SLA Customer Report

Customer LLG_Production
Database ID 148

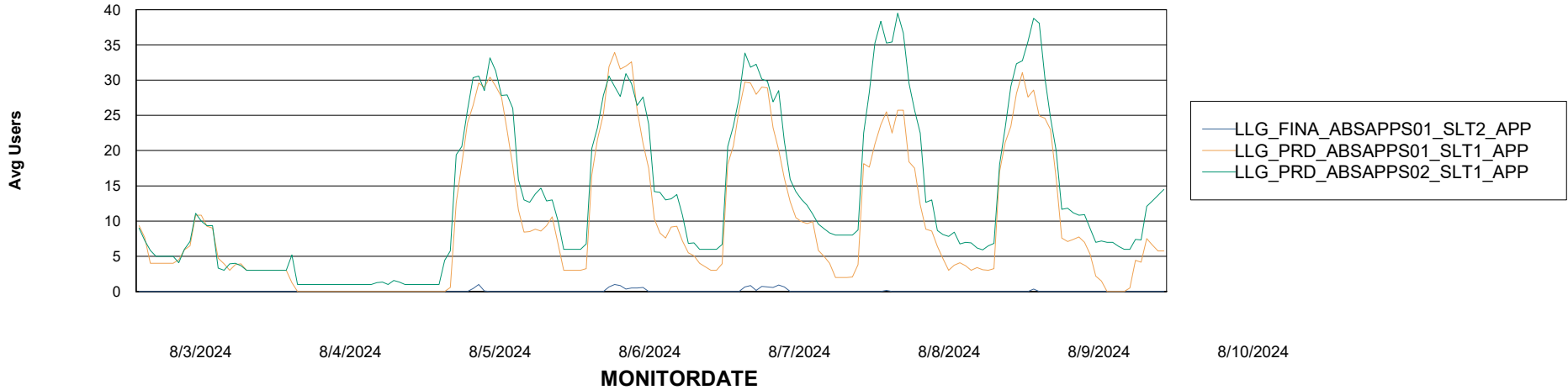


ABSSolute Application Server Services

Avg memory used per ABS Server Service



Avg users per day per ABS server



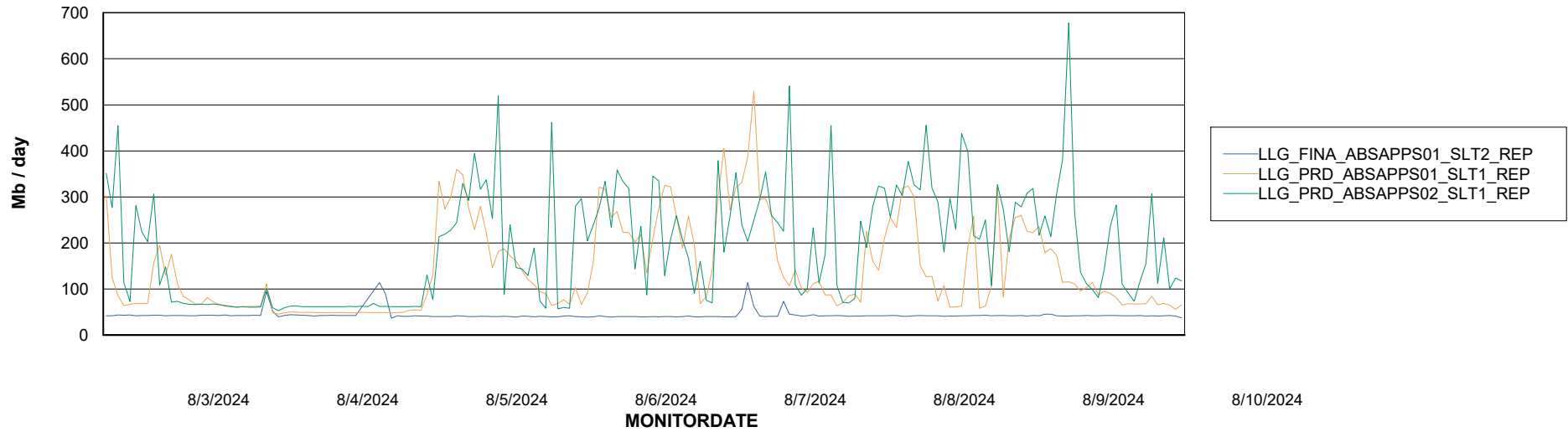
Weekly SLA Customer Report

Customer LLG_Production
Database ID 148



ABSSolute Application ReportServer Services

Avg memory used per ReportServer Service



Disaster per ABS component

