

# Weekly SLA Customer Report

Customer SPI\_Production  
Database ID 49



## Harddisk Usage SPI\_PRD\_SRV2016-SW1

	Free disk space on C: (%)	Total disk space on C: (Gb)	Used disk space on C: (Gb)	Free disk space on D: (%)	Total disk space on D: (Gb)	Used disk space on D: (Gb)
8/3/2024	41	79	46	55	100	45
8/2/2024	41	79	47	55	100	45
8/1/2024	41	79	47	55	100	45
7/31/2024	41	79	47	55	100	45
7/30/2024	41	79	47	55	100	45
7/29/2024	41	79	47	55	100	45
7/28/2024	41	79	47	55	100	45

## Harddisk Usage SPI\_PRD\_SRV2016-SW2

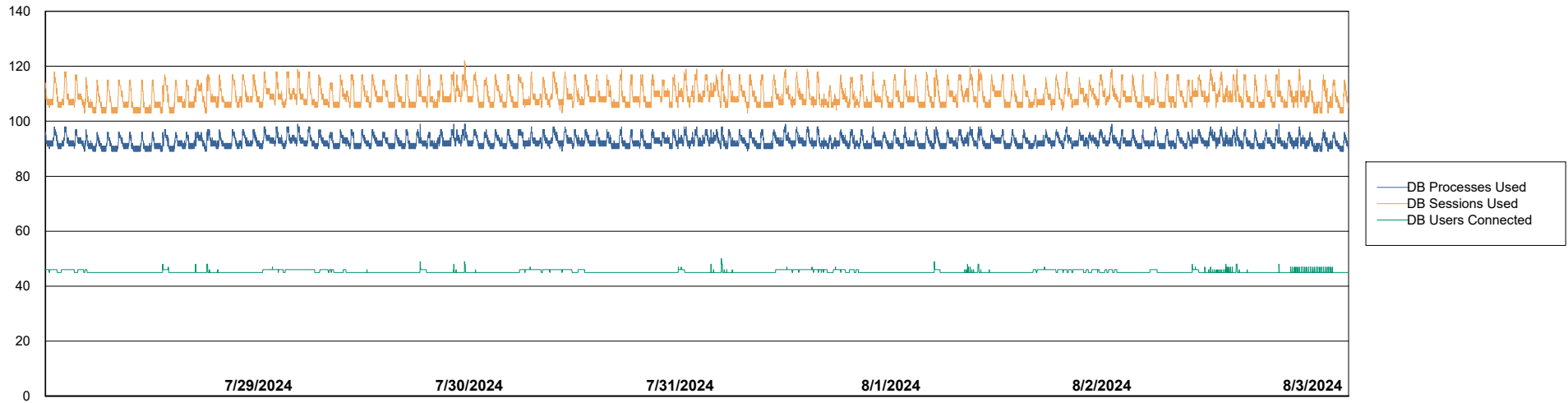
	Free disk space on C: (%)	Total disk space on C: (Gb)	Used disk space on C: (Gb)	Free disk space on D: (%)	Total disk space on D: (Gb)	Used disk space on D: (Gb)
8/3/2024	44	79	44	59	150	62
8/2/2024	44	79	44	59	150	62
8/1/2024	44	79	44	59	150	62
7/31/2024	44	79	44	59	150	62
7/30/2024	44	79	44	59	150	62
7/29/2024	44	79	44	59	150	62
7/28/2024	44	79	44	59	150	62

# Weekly SLA Customer Report

Customer SPI\_Production  
Database ID 49



Database Performance SPI\_PRD\_SRV2016-SW1\_ABS1



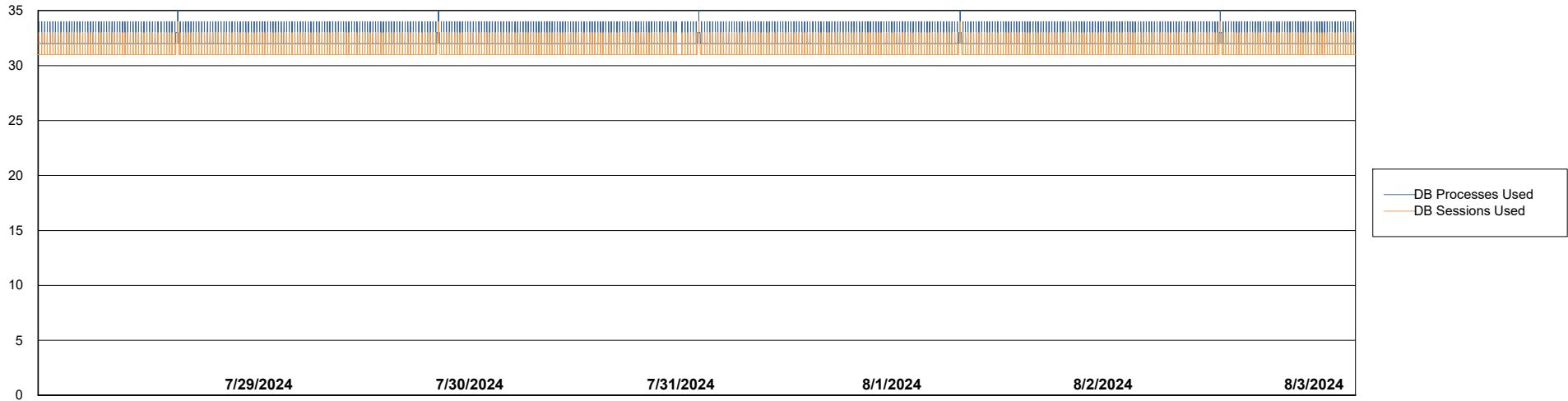
# Weekly SLA Customer Report

Customer SPI\_Production  
Database ID 49



Database Performance SPI\_PRD\_SRV2016-SW2\_HSBABS1

DB Processes Max 500



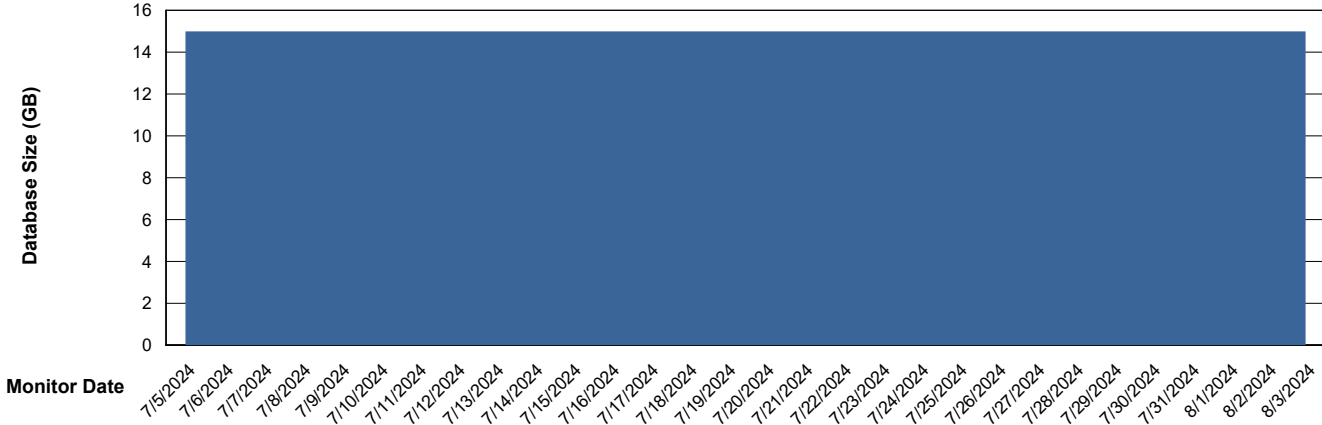
# Weekly SLA Customer Report

Customer SPI\_Production  
 Database ID 49



DATABASE SIZE SPI\_PRD\_SRV2016-SW1\_ABS1

## Database growth over last month



Database Tablespace SPI\_PRD\_SRV2016-SW1\_ABS1

Date	Tablespace Name	Filesize (Gb)	Usedsize (Gb)	Percentage free
8/3/2024	ABSDATA	5	3	41
	INDX	8	5	37
8/2/2024	ABSDATA	5	3	41
	INDX	8	5	37
8/1/2024	ABSDATA	5	3	41
	INDX	8	5	37
7/31/2024	ABSDATA	5	3	41
	INDX	8	5	37
7/30/2024	ABSDATA	5	3	41
	INDX	8	5	37
7/29/2024	ABSDATA	5	3	41
	INDX	8	5	37
7/28/2024	ABSDATA	5	3	41
	INDX	8	5	37

# Weekly SLA Customer Report

Customer SPI\_Production  
Database ID 49



Standby Database Health SPI\_Production

### Recovery lag for last 7 days

