

# Weekly SLA Customer Report

Customer NIX\_Production  
 Database ID 51



Harddisk Usage NIX\_PRD\_ABSAPP01

	Free disk space on C: (%)	Total disk space on C: (Gb)	Used disk space on C: (Gb)	Free disk space on E: (%)	Total disk space on E: (Gb)	Used disk space on E: (Gb)
8/3/2024	68	207	67	100	98	0
8/2/2024	68	207	67	100	98	0
8/1/2024	68	207	67	100	98	0
7/31/2024	68	207	66	100	98	0
7/30/2024	68	207	66	100	98	0
7/29/2024	68	207	65	100	98	0
7/28/2024	68	207	65	100	98	0

Harddisk Usage NIX\_PRD\_ABSAPP04

	Free disk space on C: (%)	Total disk space on C: (Gb)	Used disk space on C: (Gb)
8/3/2024	29	127	90
8/2/2024	29	127	89
8/1/2024	29	127	89
7/31/2024	29	127	89
7/30/2024	30	127	89
7/29/2024	30	127	89
7/28/2024	30	127	89

# Weekly SLA Customer Report

Customer NIX\_Production  
 Database ID 51



Harddisk Usage NIX\_PRD\_ABSBI

	Free disk space on C: (%)	Total disk space on C: (Gb)	Used disk space on C: (Gb)	Free disk space on E: (%)	Total disk space on E: (Gb)	Used disk space on E: (Gb)
8/3/2024	61	179	70	38	700	437
8/2/2024	61	179	70	38	700	435
8/1/2024	61	179	70	38	700	435
7/31/2024	61	179	70	38	700	435
7/30/2024	61	179	70	38	700	435
7/29/2024	61	179	70	38	700	435
7/28/2024	61	179	70	38	700	435

Harddisk Usage NIX\_PRD\_ABSDB01

	Free disk space on C: (%)	Total disk space on C: (Gb)	Used disk space on C: (Gb)	Free disk space on D: (%)	Total disk space on D: (Gb)	Used disk space on D: (Gb)	Free disk space on E: (%)	Total disk space on E: (Gb)	Used disk space on E: (Gb)	Free disk space on F: (%)
8/3/2024	63	554	205	40	586	351	42	605	349	18
8/2/2024	47	554	295	40	586	351	42	605	349	20
8/1/2024	47	554	295	40	586	351	42	605	349	28
7/31/2024	63	554	208	40	586	351	42	605	349	28
7/30/2024	62	554	208	40	586	351	42	605	349	28
7/29/2024	63	554	208	40	586	351	42	605	349	29
7/28/2024	63	554	206	40	586	351	42	605	349	28

# Weekly SLA Customer Report

Customer NIX\_Production  
 Database ID 51



Harddisk Usage NIX\_PRD\_ABSDB02

	Free disk space on C: (%)	Total disk space on C: (Gb)	Used disk space on C: (Gb)	Free disk space on D: (%)	Total disk space on D: (Gb)	Used disk space on D: (Gb)	Free disk space on E: (%)	Total disk space on E: (Gb)	Used disk space on E: (Gb)	Free disk space on F: (%)
8/3/2024	86	574	82	34	488	322	49	684	349	86
8/2/2024	86	574	82	34	488	322	49	684	349	86
8/1/2024	86	574	81	34	488	322	49	684	348	87
7/31/2024	86	574	81	34	488	322	49	684	348	87
7/30/2024	86	574	81	34	488	322	49	684	348	87
7/29/2024	86	574	81	34	488	322	49	684	348	88
7/28/2024	86	574	81	34	488	322	49	684	348	88

Harddisk Usage NIX\_PRD\_ABSWEB02

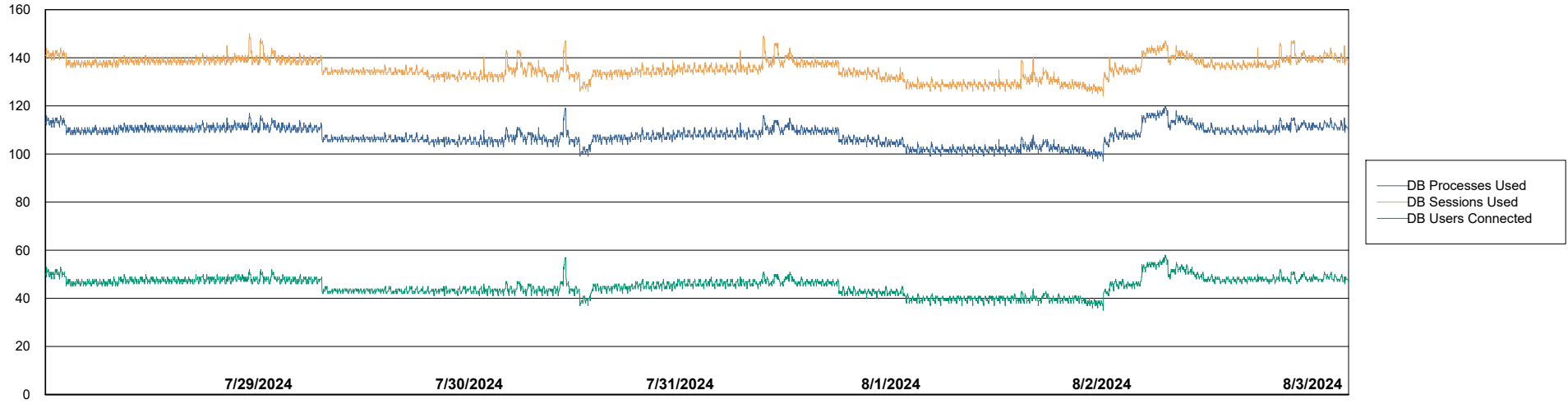
	Free disk space on C: (%)	Total disk space on C: (Gb)	Used disk space on C: (Gb)
8/3/2024	82	300	54
8/2/2024	82	300	54
8/1/2024	82	300	54
7/31/2024	82	300	54
7/30/2024	82	300	54
7/29/2024	82	300	54
7/28/2024	82	300	54

# Weekly SLA Customer Report

Customer NIX\_Production  
Database ID 51



## Database Performance NIX\_PRD\_ABSBI\_ABS1

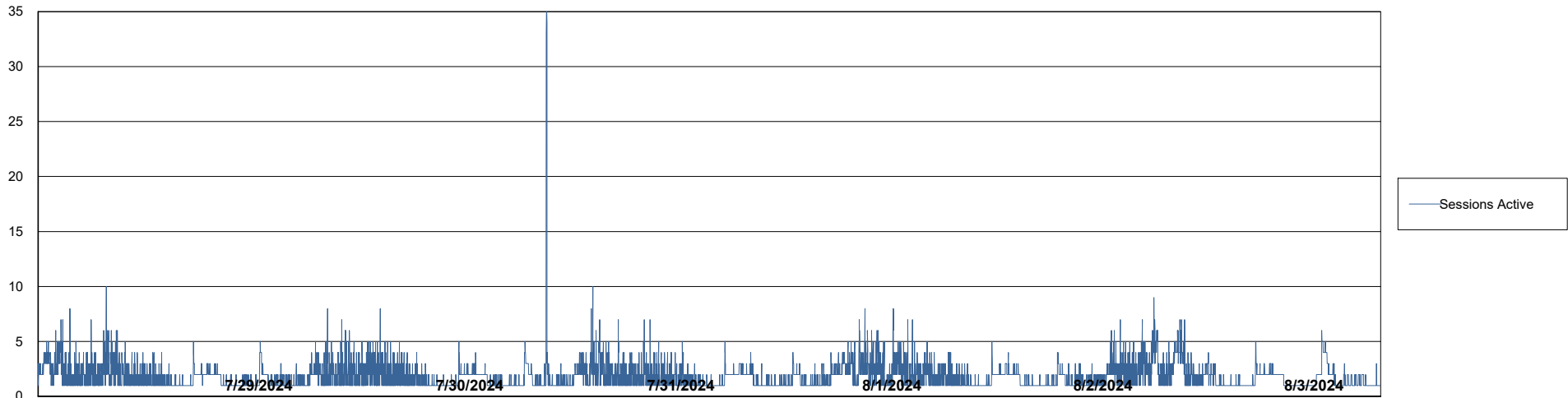
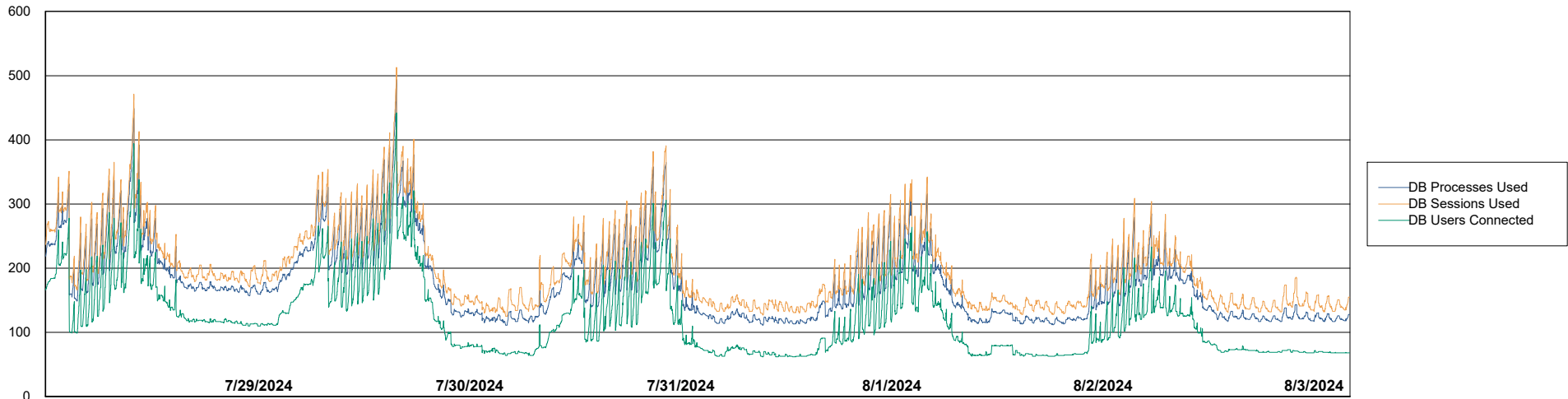


# Weekly SLA Customer Report

Customer NIX\_Production  
Database ID 51



## Database Performance NIX\_PRD\_ABSDB01\_ABS1



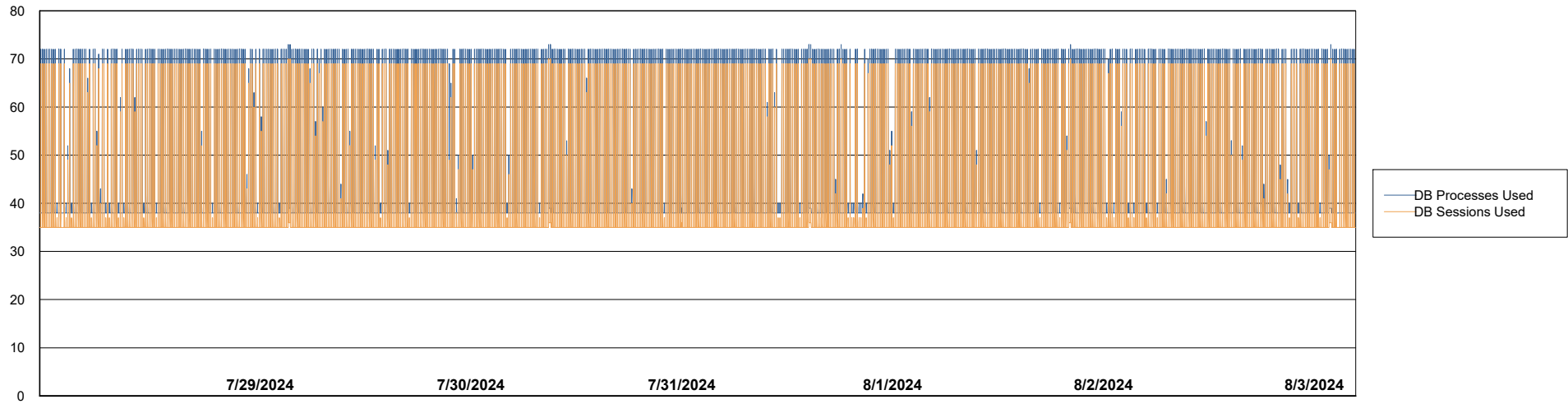
# Weekly SLA Customer Report

Customer NIX\_Production  
Database ID 51



Database Performance NIX\_PRD\_ABSDB02\_HSBABS1

DB Processes Max 300



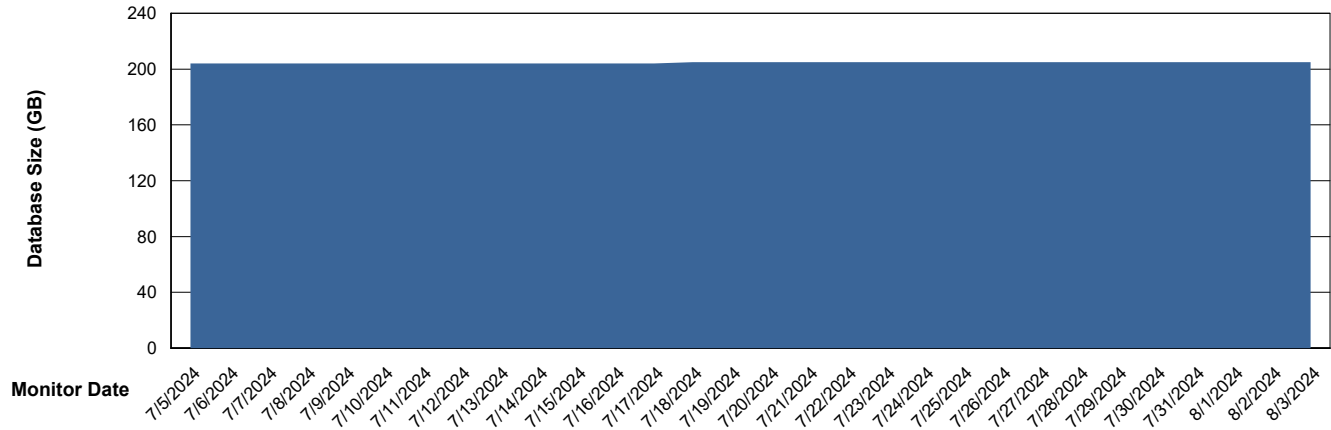
# Weekly SLA Customer Report

Customer NIX\_Production  
Database ID 51



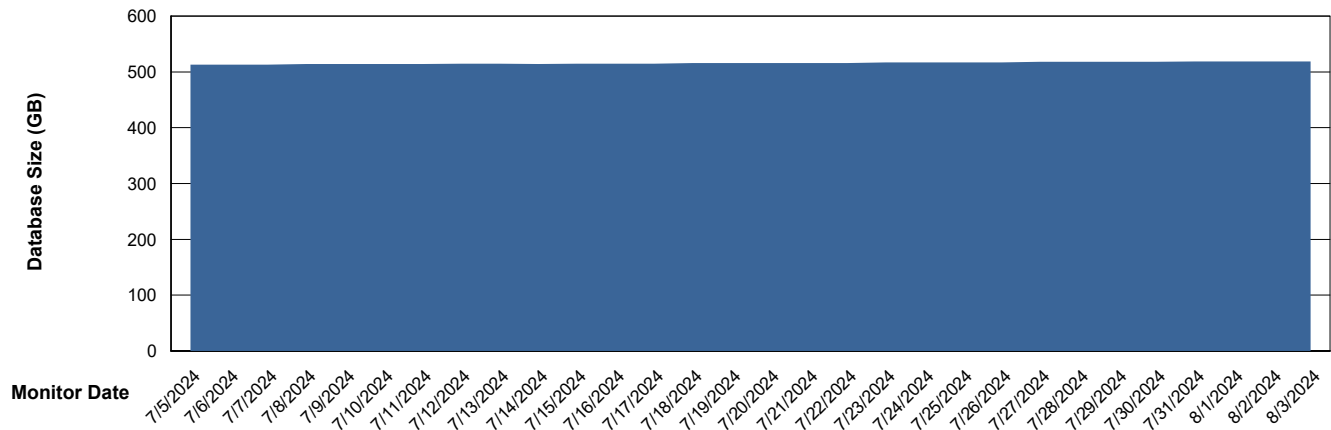
DATABASE SIZE NIX\_PRD\_ABSBI\_ABS1

### Database growth over last month



DATABASE SIZE NIX\_PRD\_ABSDB01\_ABS1

### Database growth over last month



# Weekly SLA Customer Report

Customer NIX\_Production  
Database ID 51



Database Tablespace NIX\_PRD\_ABSBI\_ABS1

Date	Tablespace Name	Filesize (Gb)	Usedsize (Gb)	Percentage free
8/3/2024	ABSDATA	111	91	18
	INDX	136	113	17
8/2/2024	ABSDATA	111	91	18
	INDX	136	113	17
8/1/2024	ABSDATA	111	91	18
	INDX	136	113	17
7/31/2024	ABSDATA	111	91	18
	INDX	136	113	17
7/30/2024	ABSDATA	111	91	18
	INDX	136	113	17
7/29/2024	ABSDATA	111	91	18
	INDX	136	113	17
7/28/2024	ABSDATA	111	91	18
	INDX	136	113	17

# Weekly SLA Customer Report

Customer NIX\_Production  
 Database ID 51



Database Tablespace NIX\_PRD\_ABSD01\_ABS1

Date	Tablespace Name	Filesize (Gb)	Usedsize (Gb)	Percentage free
8/3/2024	ABSDATA	262	212	19
	INDX	348	282	19
8/2/2024	ABSDATA	262	212	19
	INDX	348	282	19
8/1/2024	ABSDATA	262	211	19
	INDX	348	282	19
7/31/2024	ABSDATA	262	211	19
	INDX	348	282	19
7/30/2024	ABSDATA	262	211	19
	INDX	348	281	19
7/29/2024	ABSDATA	262	211	20
	INDX	348	281	19
7/28/2024	ABSDATA	262	211	20
	INDX	348	281	19

BI Status and last ETL error for NIX\_PRD\_ABSBI\_ABS1

	Mon 29/7/2024	Tue 30/7/2024	Wed 31/7/2024	Thu 1/8/2024	Fri 2/8/2024	Sat 3/8/2024
<b>ABS DataWarehouse ETL Health</b>	OK	OK	OK	OK	OK	OK
<b>ABS DWHStaging ETL Health</b>	OK	OK	OK	OK	OK	OK

# Weekly SLA Customer Report

Customer NIX\_Production  
Database ID 51



BI last ETL error for	NIX_PRD_ABSBI_ABS1
-----------------------	--------------------

Thu, 1-08-2024	None
Mon, 29-07-2024	None
Thu, 1-08-2024	None
Tue, 30-07-2024	None
Sun, 28-07-2024	None
Mon, 29-07-2024	None
Fri, 2-08-2024	None
Wed, 31-07-2024	None
Sun, 28-07-2024	None
Sat, 3-08-2024	None
Wed, 31-07-2024	None
Tue, 30-07-2024	None
Fri, 2-08-2024	None
Sat, 3-08-2024	None


# Weekly SLA Customer Report

Customer NIX\_Production  
Database ID 51



Standby Database Health NIX\_Production

### Recovery lag for last 7 days



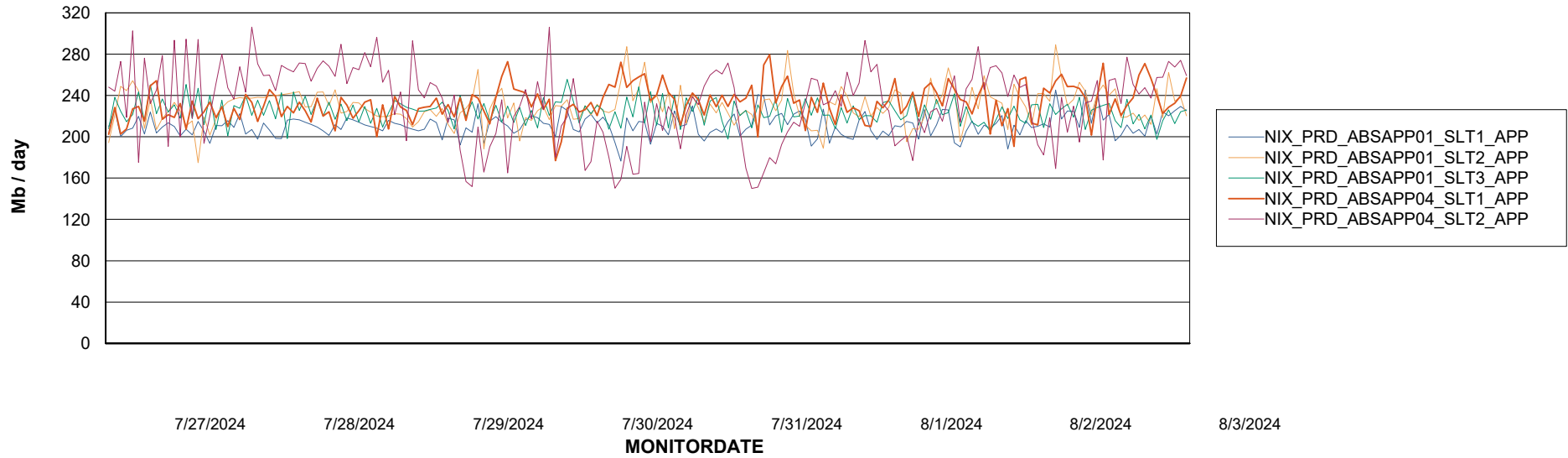
# Weekly SLA Customer Report

Customer NIX\_Production  
Database ID 51

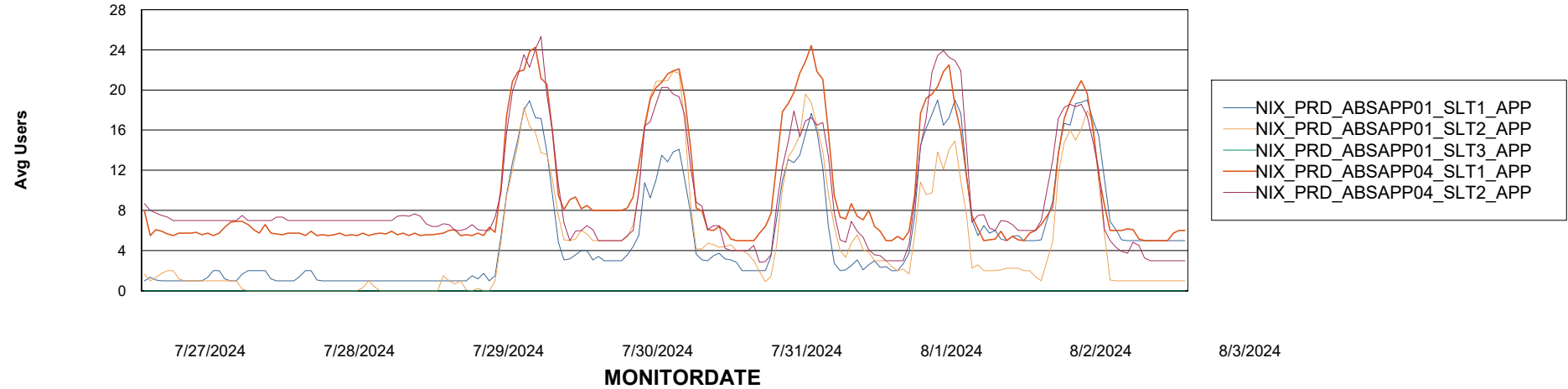


## ABSSolute Application Server Services

### Avg memory used per ABS Server Service



### Avg users per day per ABS server



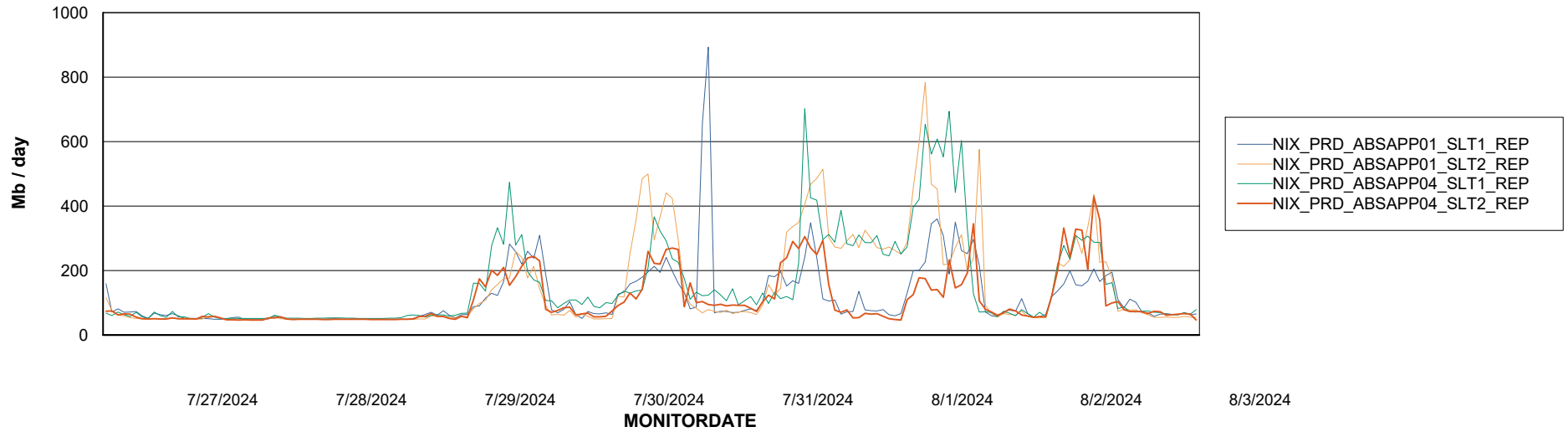
# Weekly SLA Customer Report

Customer NIX\_Production  
Database ID 51



## ABSSolute Application ReportServer Services

### Avg memory used per ReportServer Service



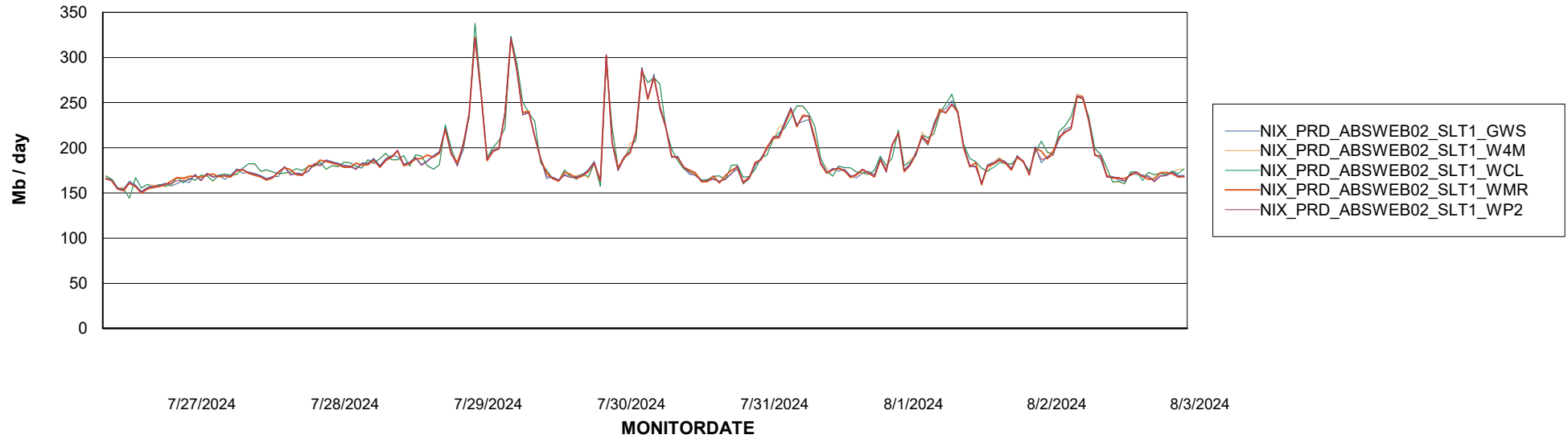
# Weekly SLA Customer Report

Customer NIX\_Production  
Database ID 51



## ABSSolute Web Component Services

### Avg memory used per ABS Web component



# Weekly SLA Customer Report

Customer NIX\_Production  
Database ID 51



### Disaster per ABS component

