

# Weekly SLA Customer Report

Customer LLG\_Production  
 Database ID 148



Harddisk Usage LLG\_ABSAPPS01

	Free disk space on C: (%)	Total disk space on C: (Gb)	Used disk space on C: (Gb)	Free disk space on D: (%)	Total disk space on D: (Gb)	Used disk space on D: (Gb)
8/3/2024	89	500	54	98	393	8
8/2/2024	89	500	54	98	393	8
8/1/2024	89	500	54	98	393	8
7/31/2024	89	500	54	98	393	8
7/30/2024	89	500	54	98	393	8
7/29/2024	89	500	54	98	393	8
7/28/2024	89	500	54	98	393	8

Harddisk Usage LLG\_ABSApps02

	Free disk space on C: (%)	Total disk space on C: (Gb)	Used disk space on C: (Gb)	Free disk space on D: (%)	Total disk space on D: (Gb)	Used disk space on D: (Gb)
8/3/2024	92	500	38	96	393	14
8/2/2024	92	500	38	96	393	14
8/1/2024	92	500	38	96	393	14
7/31/2024	92	500	38	96	393	14
7/30/2024	92	500	38	96	393	14
7/29/2024	92	500	38	96	393	14
7/28/2024	92	500	38	96	393	14

# Weekly SLA Customer Report

Customer LLG\_Production  
 Database ID 148



Harddisk Usage LLG\_ABSBI01

	Free disk space on C: (%)	Total disk space on C: (Gb)	Used disk space on C: (Gb)	Free disk space on D: (%)	Total disk space on D: (Gb)	Used disk space on D: (Gb)
8/3/2024	84	446	74	91	2,681	238
8/2/2024	84	446	73	91	2,681	238
8/1/2024	84	446	73	91	2,681	238
7/31/2024	84	446	73	91	2,681	238
7/30/2024	84	446	73	91	2,681	238
7/29/2024	84	446	73	91	2,681	238
7/28/2024	84	446	73	91	2,681	238

Harddisk Usage LLG\_ABSDB01

	Free disk space on C: (%)	Total disk space on C: (Gb)	Used disk space on C: (Gb)	Free disk space on D: (%)	Total disk space on D: (Gb)	Used disk space on D: (Gb)	Free disk space on E: (%)	Total disk space on E: (Gb)	Used disk space on E: (Gb)
8/3/2024	88	446	52	72	1,605	452	69	1,077	334
8/2/2024	88	446	52	72	1,605	452	69	1,077	333
8/1/2024	88	446	52	72	1,605	452	69	1,077	333
7/31/2024	88	446	52	72	1,605	452	69	1,077	332
7/30/2024	88	446	52	72	1,605	452	69	1,077	332
7/29/2024	88	446	52	72	1,605	452	69	1,077	331
7/28/2024	88	446	52	72	1,605	452	67	1,077	351

# Weekly SLA Customer Report

Customer LLG\_Production  
 Database ID 148



Harddisk Usage LLG\_ABSDB02

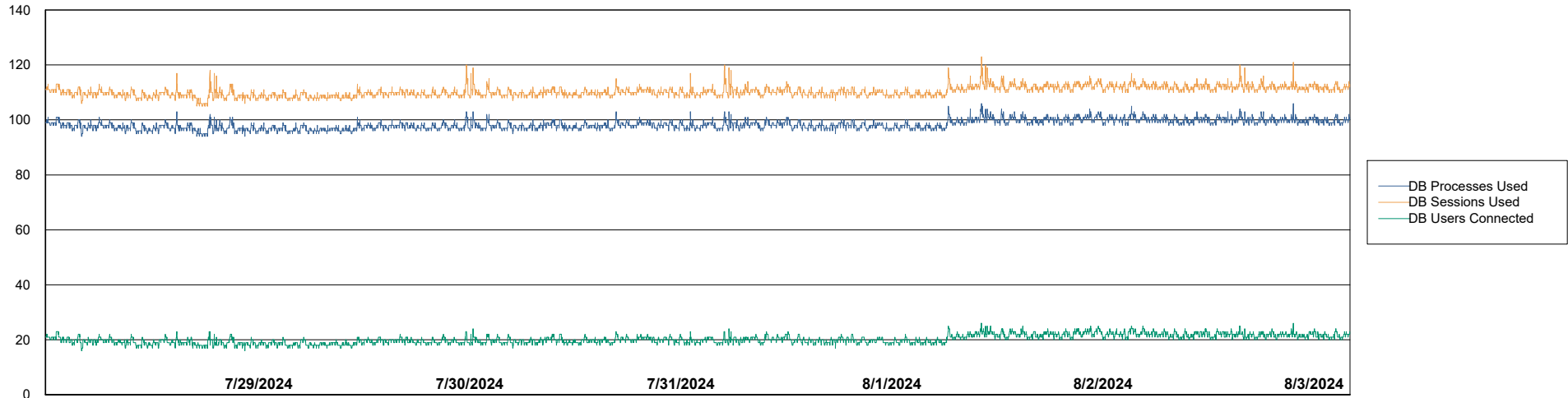
	Free disk space on C: (%)	Total disk space on C: (Gb)	Used disk space on C: (Gb)	Free disk space on D: (%)	Total disk space on D: (Gb)	Used disk space on D: (Gb)	Free disk space on E: (%)	Total disk space on E: (Gb)	Used disk space on E: (Gb)
8/3/2024	69	446	137	63	1,605	592	99	1,077	9
8/2/2024	69	446	137	63	1,605	592	99	1,077	12
8/1/2024	69	446	136	63	1,605	592	84	1,077	178
7/31/2024	69	446	136	63	1,605	592	84	1,077	175
7/30/2024	69	446	136	63	1,605	592	84	1,077	173
7/29/2024	70	446	132	63	1,605	592	84	1,077	173
7/28/2024	72	446	125	63	1,605	592	97	1,077	32

# Weekly SLA Customer Report

Customer LLG\_Production  
Database ID 148



Database Performance LLG\_ABSBI01\_BI\_PROD\_ABS1



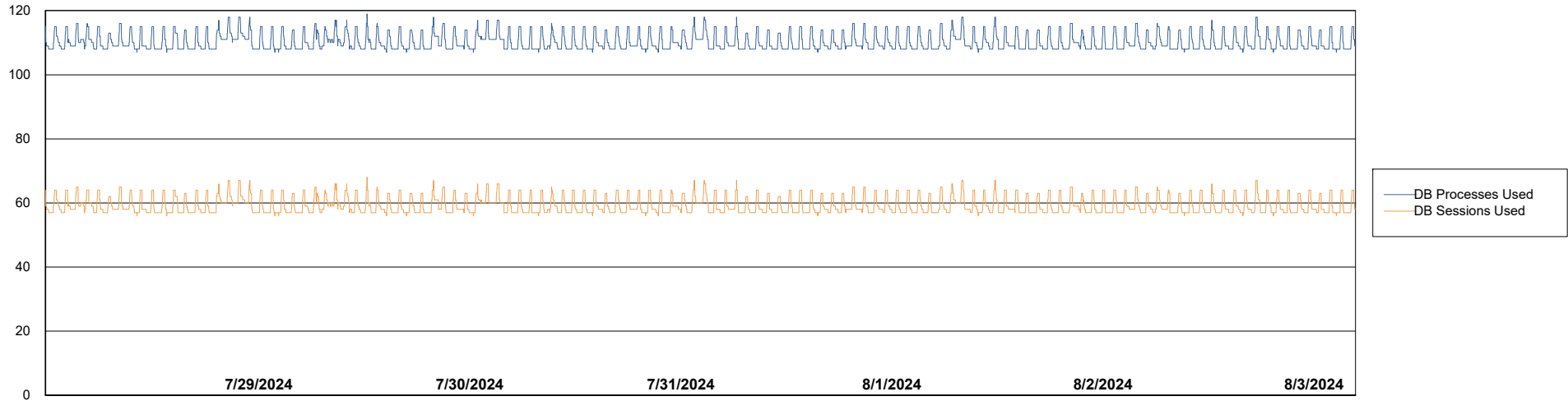
# Weekly SLA Customer Report

Customer LLG\_Production  
Database ID 148



Database Performance LLG\_ABSD02\_PROD\_HSBABS1

DB Processes Max 300  
DB Processes Max 0  
DB Processes Max 4

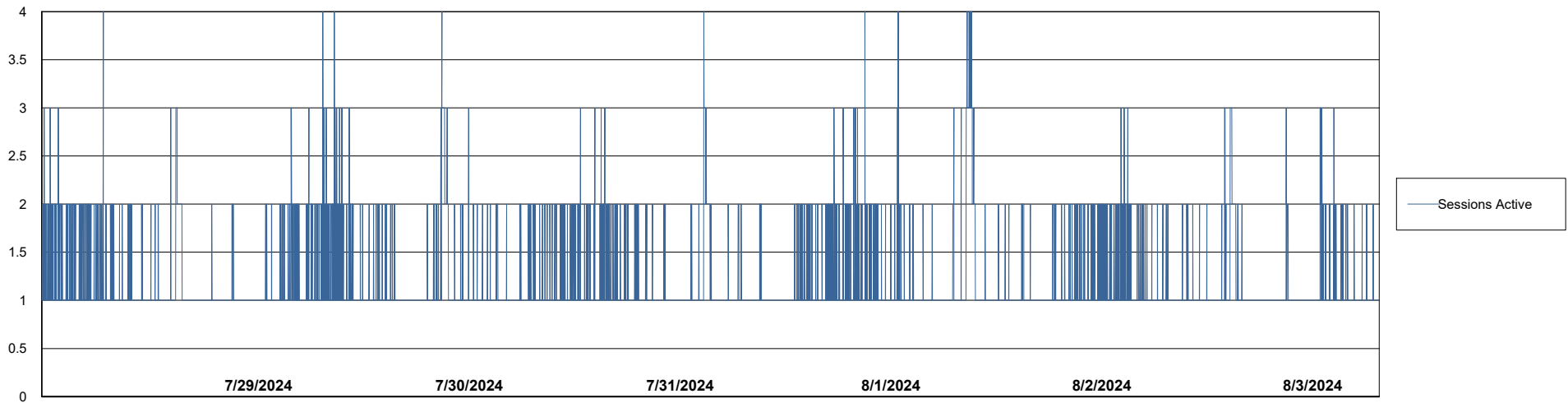
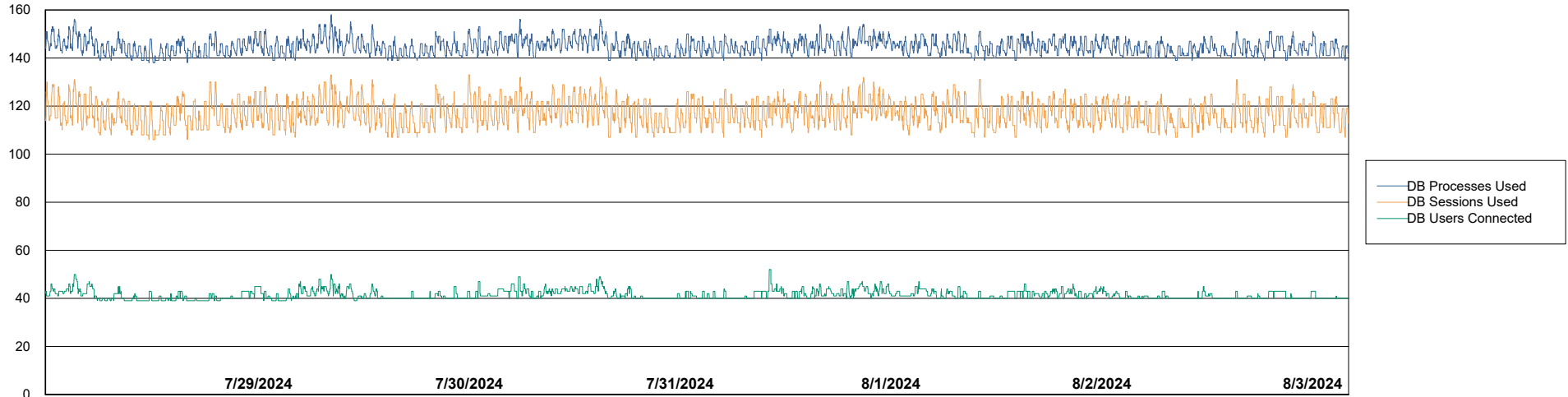


# Weekly SLA Customer Report

Customer LLG\_Production  
Database ID 148



## Database Performance LLG\_ABSDB1\_PROD\_ABS1



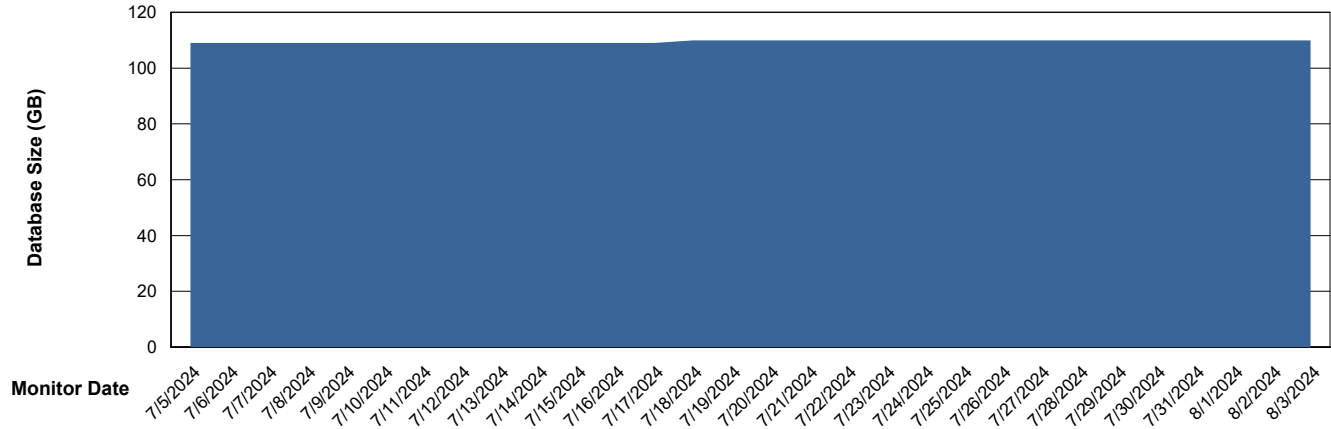
# Weekly SLA Customer Report

Customer LLG\_Production  
Database ID 148



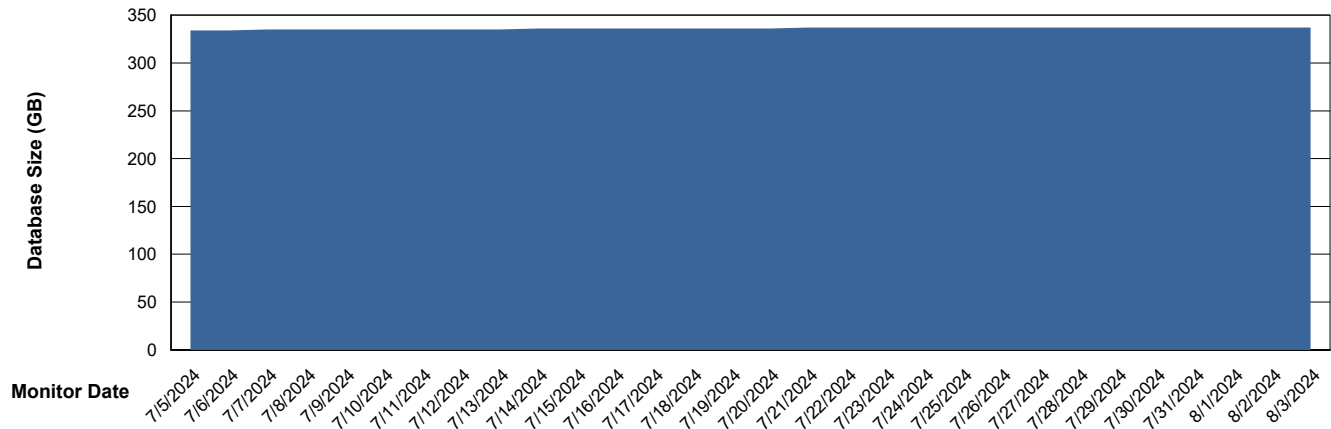
DATABASE SIZE LLG\_ABSBI01\_BI\_PROD\_ABS1

### Database growth over last month



DATABASE SIZE LLG\_ABSDB1\_PROD\_ABS1

### Database growth over last month



# Weekly SLA Customer Report

Customer      LLG\_Production  
 Database ID    148



Database Tablespace      LLG\_ABSBI01\_BI\_PROD\_ABS1

Date	Tablespace Name	Filesize (Gb)	Usedsize (Gb)	Percentage free
8/3/2024	ABSDATA	64	45	29
	INDX	72	57	21
8/2/2024	ABSDATA	64	45	29
	INDX	72	57	21
8/1/2024	ABSDATA	64	45	29
	INDX	72	57	21
7/31/2024	ABSDATA	64	45	29
	INDX	72	57	21
7/30/2024	ABSDATA	64	45	29
	INDX	72	57	21
7/29/2024	ABSDATA	64	45	29
	INDX	72	57	21
7/28/2024	ABSDATA	64	45	29
	INDX	72	57	21

# Weekly SLA Customer Report

Customer LLG\_Production  
 Database ID 148



Database Tablespace LLG\_ABSDB1\_PROD\_ABS1

Date	Tablespace Name	Filesize (Gb)	Usedsize (Gb)	Percentage free
8/3/2024	ABSDATA	178	139	22
	INDX	224	185	17
8/2/2024	ABSDATA	178	139	22
	INDX	224	185	17
8/1/2024	ABSDATA	178	138	22
	INDX	224	185	17
7/31/2024	ABSDATA	178	138	22
	INDX	224	185	17
7/30/2024	ABSDATA	178	138	22
	INDX	224	185	17
7/29/2024	ABSDATA	178	138	22
	INDX	224	185	17
7/28/2024	ABSDATA	178	138	22
	INDX	224	185	17

BI Status and last ETL error for LLG\_ABSBI01\_BI\_PROD\_ABS1

	Mon 29/7/2024	Tue 30/7/2024	Wed 31/7/2024	Thu 1/8/2024	Fri 2/8/2024	Sat 3/8/2024
<b>ABS DataWarehouse ETL Health</b>	OK	OK	OK	OK	OK	OK
<b>ABS DWHStaging ETL Health</b>	OK	OK	OK	OK	OK	OK

# Weekly SLA Customer Report

Customer LLG\_Production  
Database ID 148



BI last ETL error for	LLG_ABSBI01_BI_PROD_ABS1
-----------------------	--------------------------

Mon, 29-07-2024	None
Sun, 28-07-2024	None
Sat, 3-08-2024	None
Mon, 29-07-2024	None
Tue, 30-07-2024	None
Fri, 2-08-2024	None
Sat, 3-08-2024	None
Wed, 31-07-2024	None
Thu, 1-08-2024	None
Fri, 2-08-2024	None
Tue, 30-07-2024	None
Wed, 31-07-2024	None
Sun, 28-07-2024	None
Thu, 1-08-2024	None

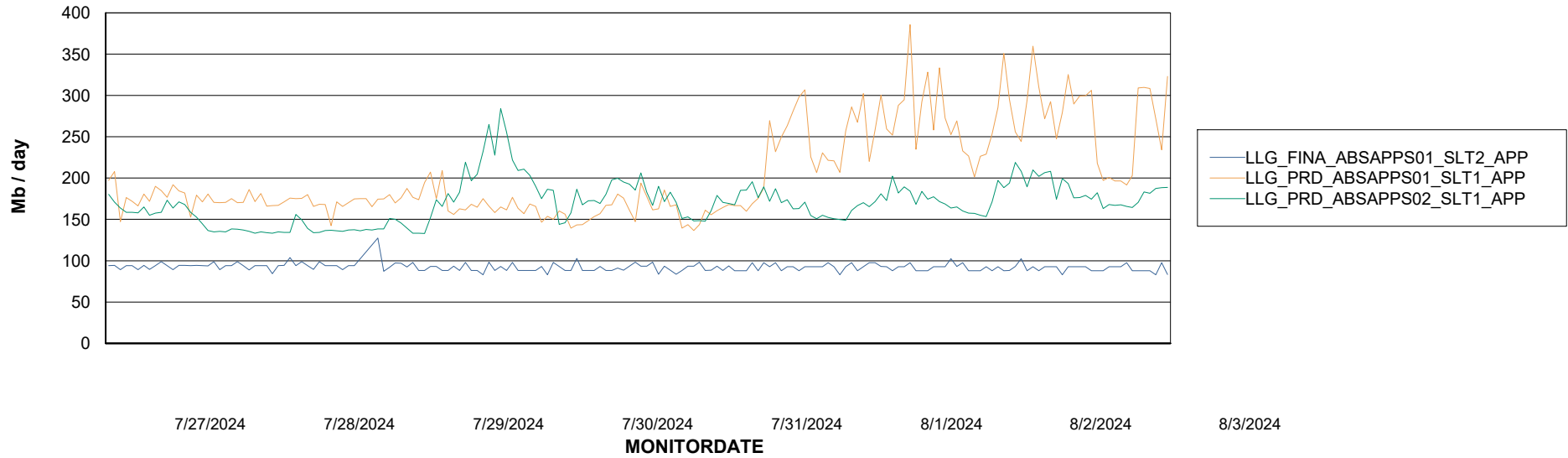
# Weekly SLA Customer Report

Customer LLG\_Production  
Database ID 148

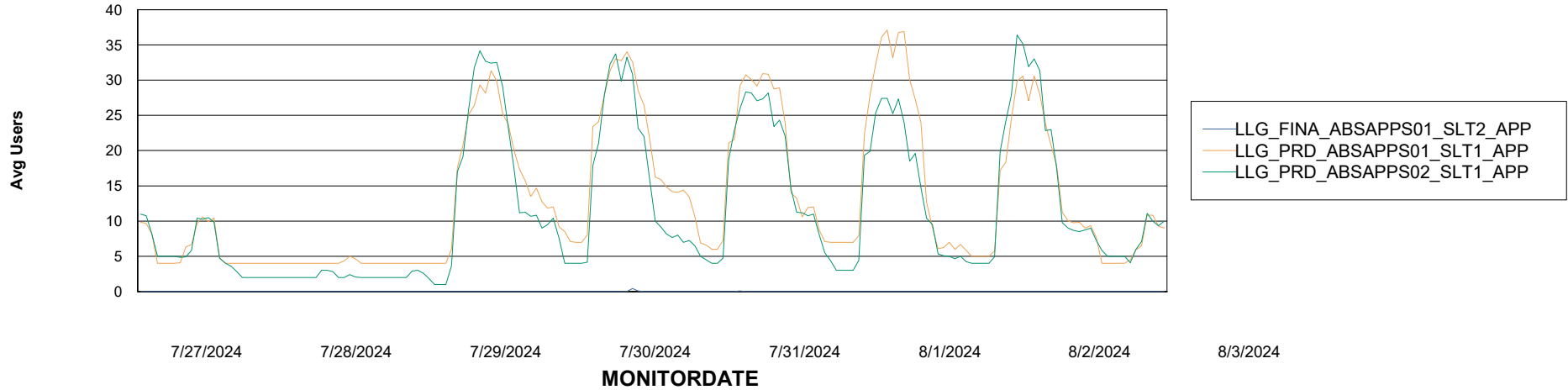


## ABSSolute Application Server Services

### Avg memory used per ABS Server Service



### Avg users per day per ABS server



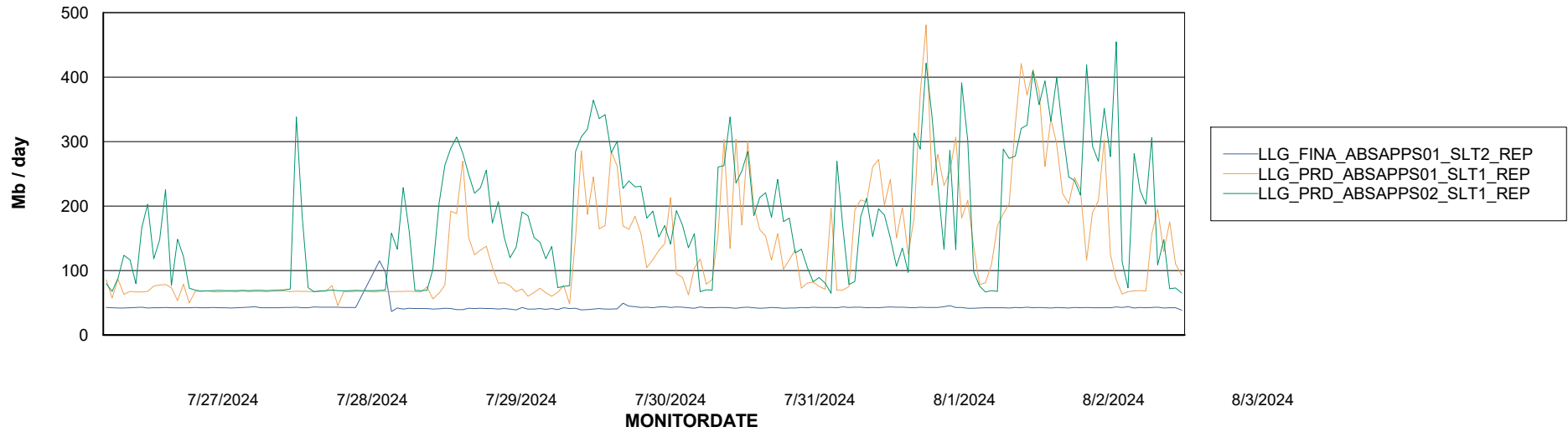
# Weekly SLA Customer Report

Customer LLG\_Production  
Database ID 148



## ABSSolute Application ReportServer Services

### Avg memory used per ReportServer Service



### Disaster per ABS component

