

Weekly SLA Customer Report

Customer BNL_Production
 Database ID 83



Harddisk Usage BNL_PRD_BSNLP-VM-ABSD02

	Free disk space on C: (%)	Total disk space on C: (Gb)	Used disk space on C: (Gb)	Free disk space on D: (%)	Total disk space on D: (Gb)	Used disk space on D: (Gb)	Free disk space on E: (%)	Total disk space on E: (Gb)	Used disk space on E: (Gb)	Free disk space on F: (%)
8/3/2024	50	127	64	68	1,512	479	88	500	58	80
8/2/2024	50	127	64	69	1,512	468	87	500	65	80
8/1/2024	51	127	62	69	1,512	470	88	500	58	80
7/31/2024	50	127	63	69	1,512	463	89	500	56	80
7/30/2024	50	127	64	69	1,512	467	90	500	50	80
7/29/2024	50	127	64	69	1,512	466	88	500	59	80
7/28/2024	50	127	64	69	1,512	466	89	500	53	80

Harddisk Usage BNL_PRD_BSNLP-VM-ABSD03

	Free disk space on C: (%)	Total disk space on C: (Gb)	Used disk space on C: (Gb)	Free disk space on D: (%)	Total disk space on D: (Gb)	Used disk space on D: (Gb)	Free disk space on E: (%)	Total disk space on E: (Gb)	Used disk space on E: (Gb)	Free disk space on F: (%)
8/3/2024	46	127	68	81	1,512	294	78	500	111	80
8/2/2024	46	127	68	80	1,512	295	77	500	115	80
8/1/2024	47	127	67	81	1,512	294	77	500	114	80
7/31/2024	46	127	68	81	1,512	290	78	500	109	80
7/30/2024	46	127	68	81	1,512	291	78	500	109	80
7/29/2024	46	127	68	81	1,512	293	78	500	110	80
7/28/2024	46	127	68	81	1,512	293	78	500	110	80

Weekly SLA Customer Report

Customer BNL_Production
 Database ID 83



Harddisk Usage BNL_PRD_bsnlp-vm-absw01

	Free disk space on C: (%)	Total disk space on C: (Gb)	Used disk space on C: (Gb)	Free disk space on D: (%)	Total disk space on D: (Gb)	Used disk space on D: (Gb)	Free disk space on E: (%)	Total disk space on E: (Gb)	Used disk space on E: (Gb)
8/3/2024	77	127	29	96	128	5	91	16	1
8/2/2024	77	127	29	96	128	5	91	16	1
8/1/2024	78	127	28	96	128	5	91	16	1
7/31/2024	77	127	29	96	128	5	91	16	1
7/30/2024	77	127	30	96	128	5	91	16	1
7/29/2024	76	127	31	96	128	5	91	16	1
7/28/2024	76	127	30	96	128	5	91	16	1

Harddisk Usage BNL_PRD_vm-absa01

	Free disk space on C: (%)	Total disk space on C: (Gb)	Used disk space on C: (Gb)	Free disk space on D: (%)	Total disk space on D: (Gb)	Used disk space on D: (Gb)	Free disk space on E: (%)	Total disk space on E: (Gb)	Used disk space on E: (Gb)
8/3/2024	69	127	40	89	127	14	92	64	5
8/2/2024	69	127	40	89	127	14	92	64	5
8/1/2024	69	127	40	89	127	14	92	64	5
7/31/2024	69	127	40	89	127	14	92	64	5
7/30/2024	69	127	40	89	127	14	92	64	5
7/29/2024	68	127	41	89	127	14	92	64	5
7/28/2024	68	127	41	89	127	13	92	64	5

Weekly SLA Customer Report

Customer BNL_Production
 Database ID 83



Harddisk Usage BNL_PRD_vm-absa02

	Free disk space on C: (%)	Total disk space on C: (Gb)	Used disk space on C: (Gb)	Free disk space on D: (%)	Total disk space on D: (Gb)	Used disk space on D: (Gb)	Free disk space on E: (%)	Total disk space on E: (Gb)	Used disk space on E: (Gb)
8/3/2024	74	127	33	77	127	30	92	64	5
8/2/2024	74	127	33	77	127	30	92	64	5
8/1/2024	74	127	33	77	127	30	92	64	5
7/31/2024	73	127	35	77	127	30	92	64	5
7/30/2024	73	127	35	77	127	29	92	64	5
7/29/2024	72	127	35	77	127	29	92	64	5
7/28/2024	72	127	36	77	127	29	92	64	5

Harddisk Usage BNL_PRD_vm-absa03

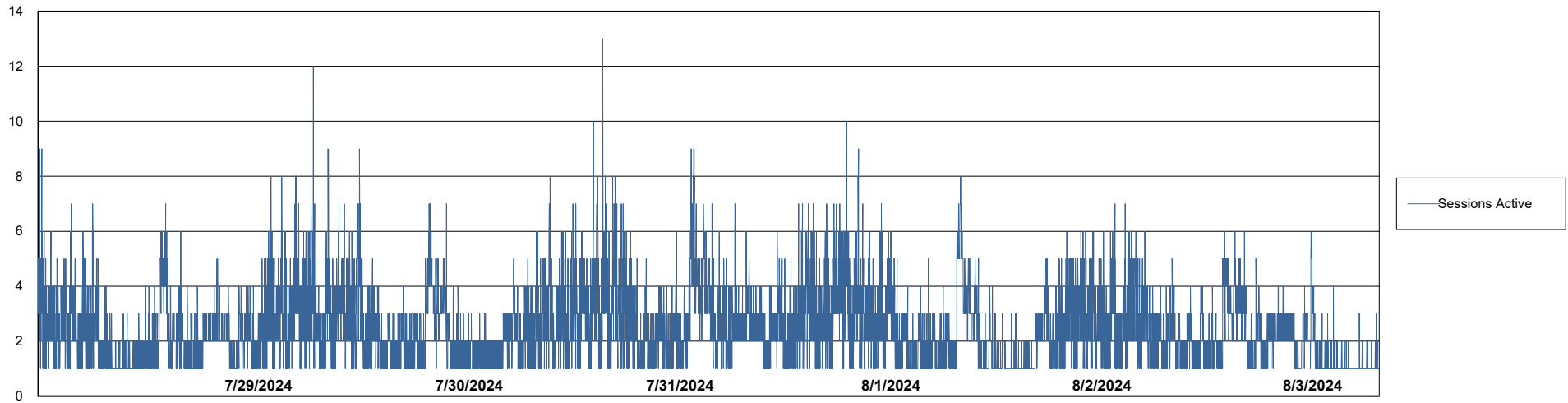
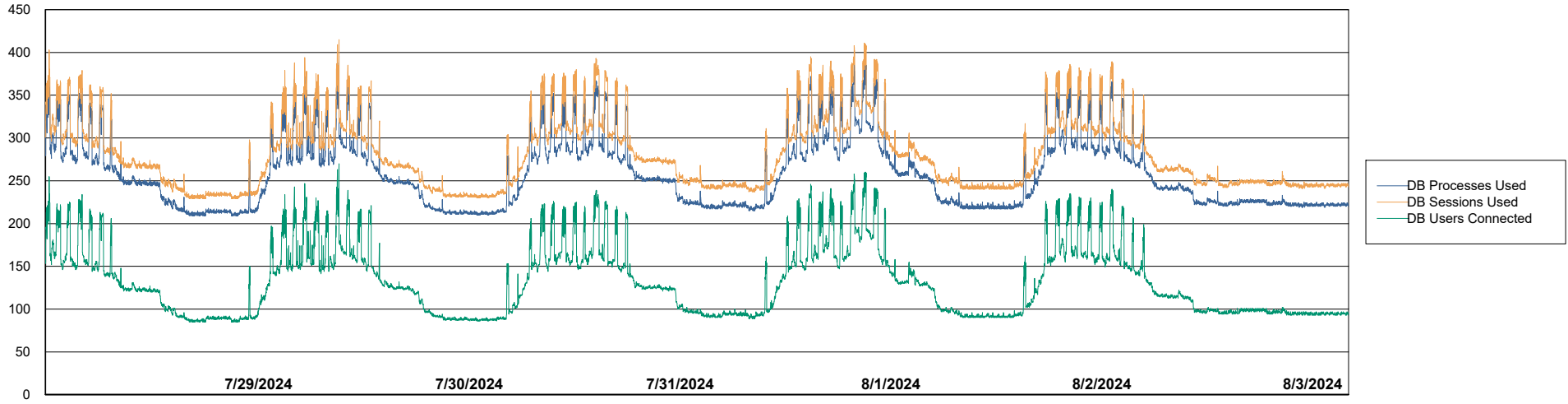
	Free disk space on C: (%)	Total disk space on C: (Gb)	Used disk space on C: (Gb)	Free disk space on D: (%)	Total disk space on D: (Gb)	Used disk space on D: (Gb)	Free disk space on E: (%)	Total disk space on E: (Gb)	Used disk space on E: (Gb)
8/3/2024	67	127	43	32	127	87	92	64	5
8/2/2024	67	127	42	32	127	87	92	64	5
8/1/2024	66	127	43	32	127	87	92	64	5
7/31/2024	65	127	44	32	127	87	92	64	5
7/30/2024	65	127	44	32	127	87	92	64	5
7/29/2024	65	127	44	32	127	87	92	64	5
7/28/2024	65	127	45	29	127	90	92	64	5

Weekly SLA Customer Report

Customer BNL_Production
Database ID 83



Database Performance BNLDB_Production



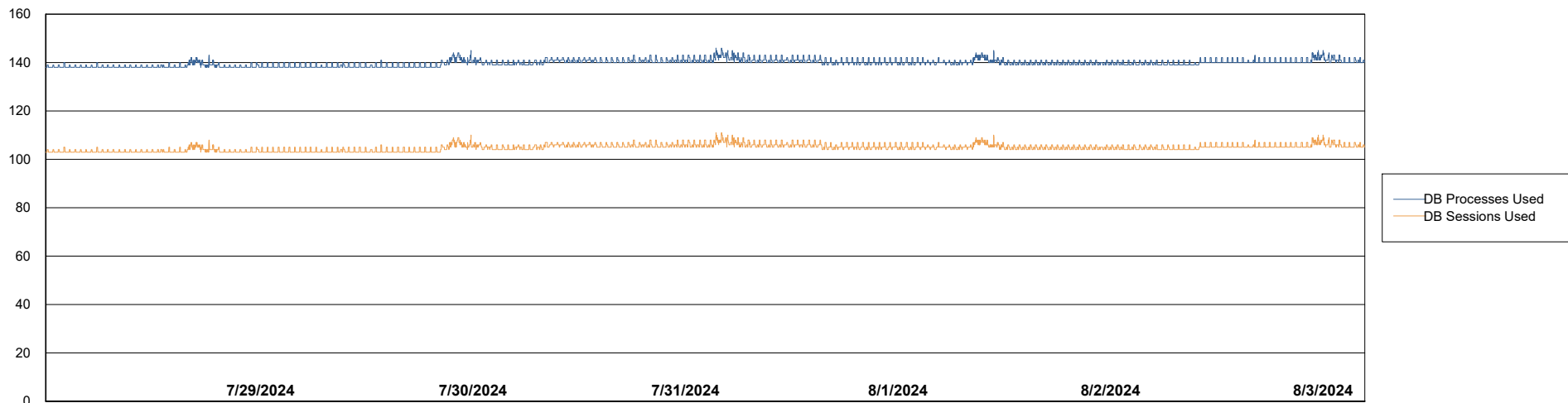
Weekly SLA Customer Report

Customer BNL_Production
Database ID 83



Database Performance BNLDB_Standby

DB Processes Max 1,000
DB Processes Max 4
DB Processes Max 0



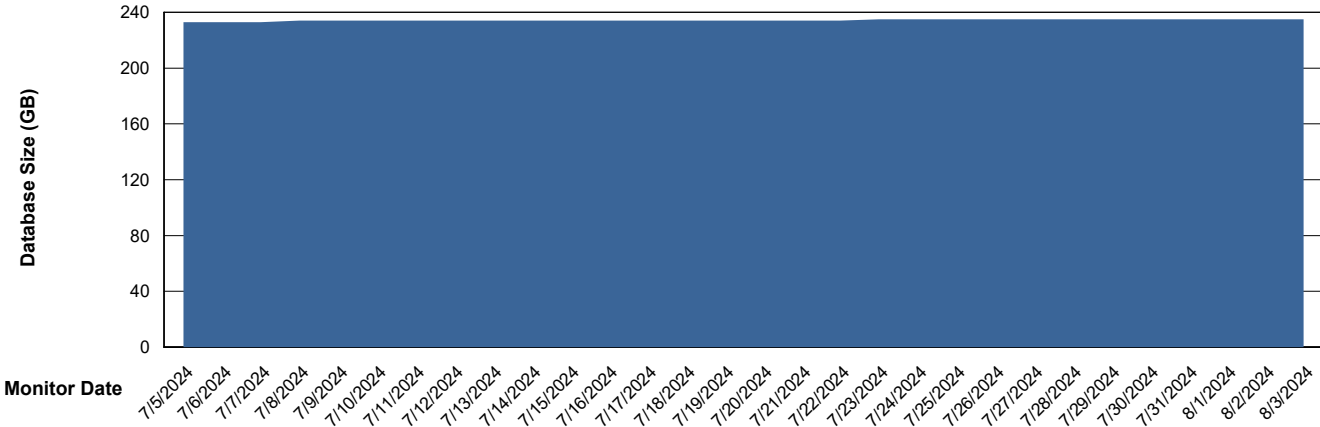
Weekly SLA Customer Report

Customer BNL_Production
 Database ID 83



DATABASE SIZE BNLDB_Production

Database growth over last month



Database Tablespace BNLDB_Production

Date	Tablespace Name	Filesize (Gb)	Usedsize (Gb)	Percentage free
8/3/2024	ABSDATA	105	68	35
	INDX	200	158	21
8/2/2024	ABSDATA	105	68	35
	INDX	200	158	21
8/1/2024	ABSDATA	105	68	35
	INDX	200	158	21
7/31/2024	ABSDATA	105	68	35
	INDX	200	158	21
7/30/2024	ABSDATA	105	68	35
	INDX	200	157	21
7/29/2024	ABSDATA	105	68	35
	INDX	200	157	21
7/28/2024	ABSDATA	105	68	35
	INDX	200	157	21

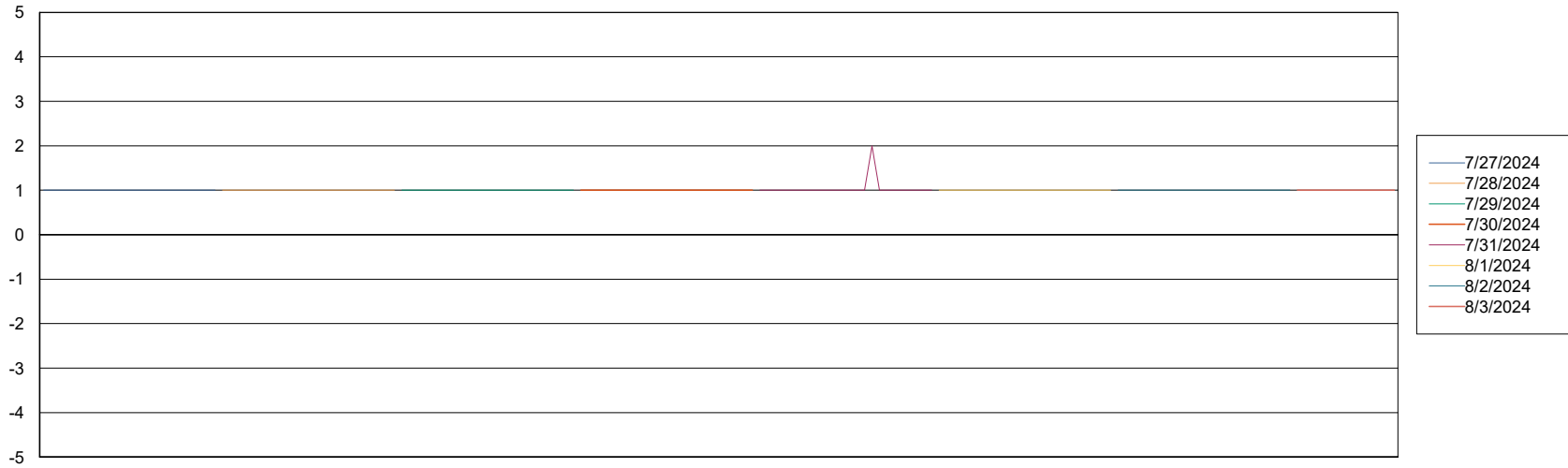
Weekly SLA Customer Report

Customer BNL_Production
Database ID 83



Standby Database Health BNL_Production

Recovery lag for last 7 days



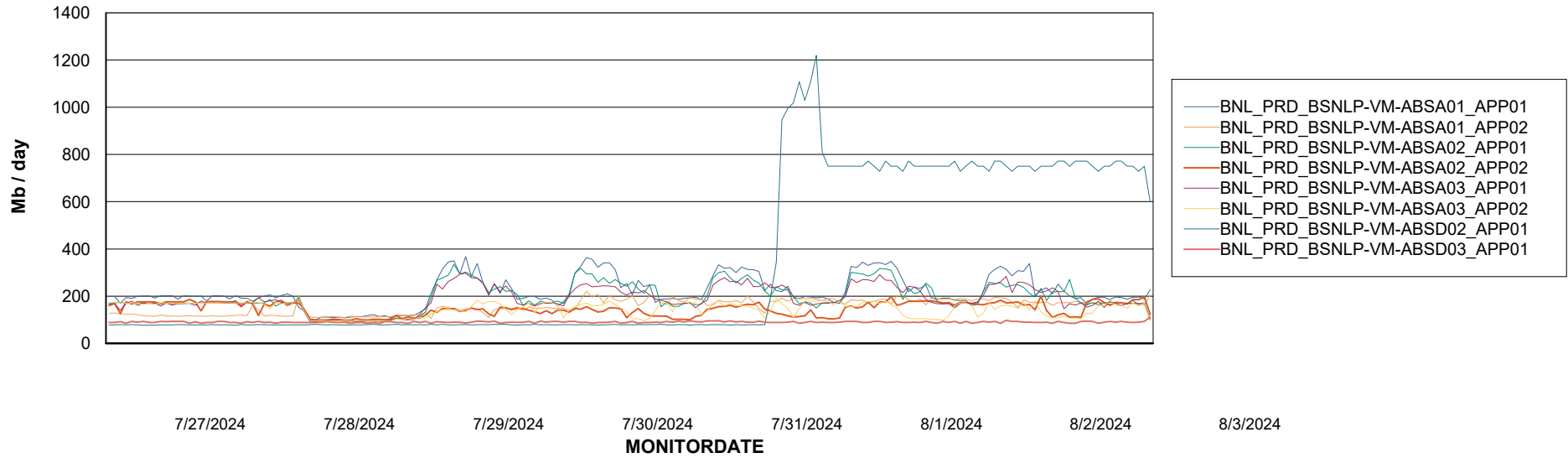
Weekly SLA Customer Report

Customer BNL_Production
Database ID 83

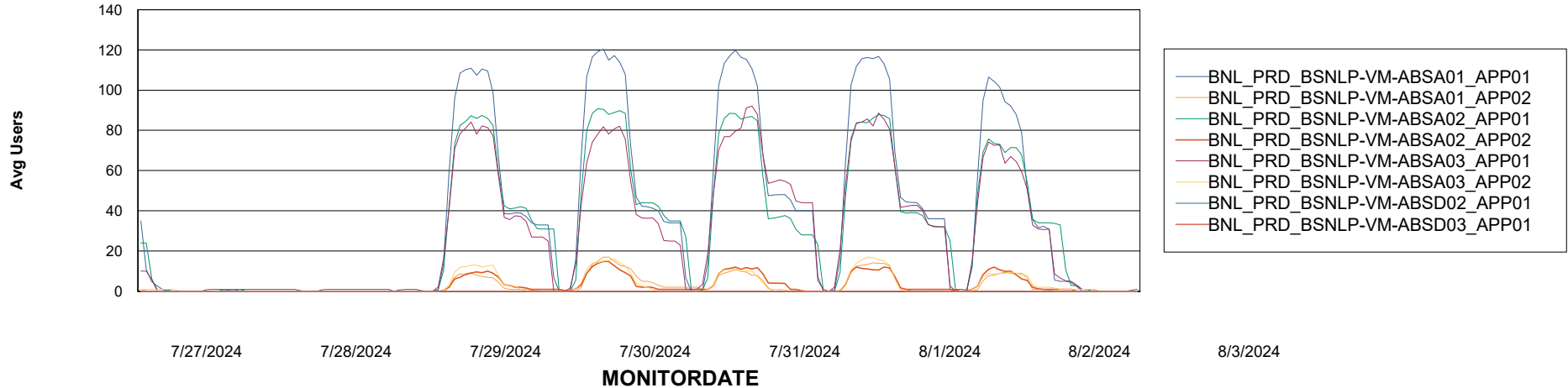


ABSSolute Application Server Services

Avg memory used per ABS Server Service



Avg users per day per ABS server



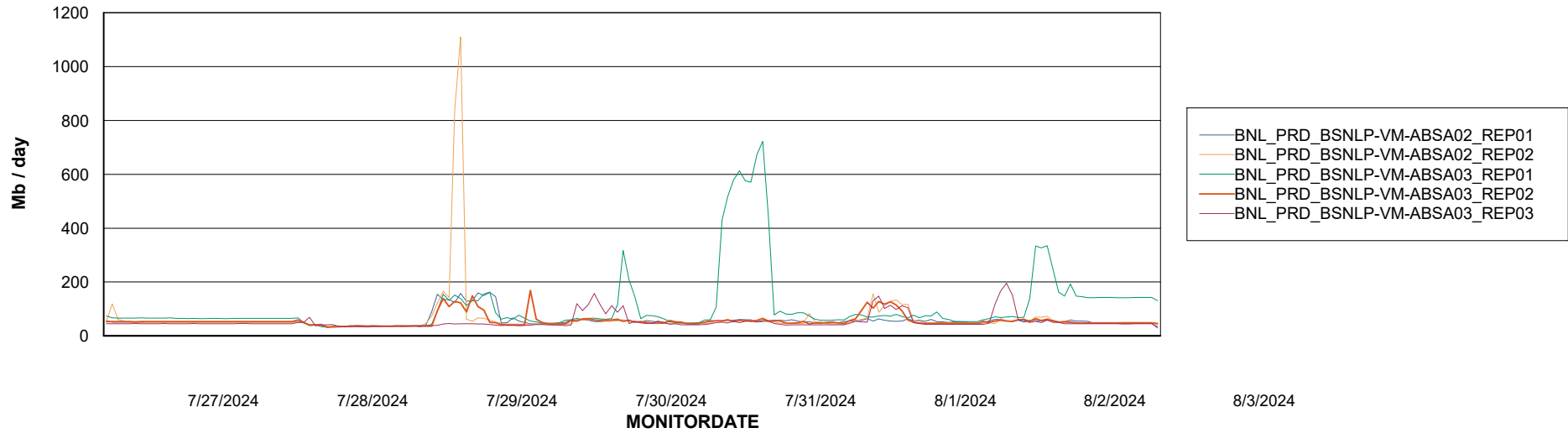
Weekly SLA Customer Report

Customer BNL_Production
Database ID 83



ABSSolute Application ReportServer Services

Avg memory used per ReportServer Service



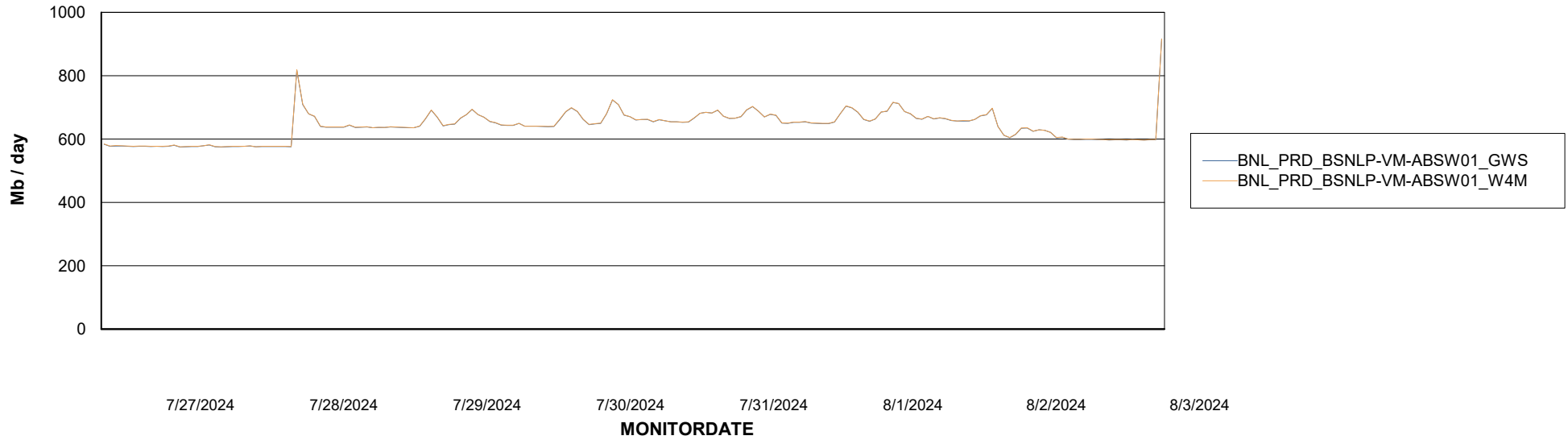
Weekly SLA Customer Report

Customer BNL_Production
Database ID 83



ABSSolute Web Component Services

Avg memory used per ABS Web component



Weekly SLA Customer Report

Customer BNL_Production
Database ID 83



Disaster per ABS component

