

# Weekly SLA Customer Report

Customer LLG\_Production  
 Database ID 148



Harddisk Usage LLG\_ABSAPPS01

	Free disk space on C: (%)	Total disk space on C: (Gb)	Used disk space on C: (Gb)	Free disk space on D: (%)	Total disk space on D: (Gb)	Used disk space on D: (Gb)
7/27/2024	89	500	54	98	393	8
7/26/2024	89	500	54	98	393	8
7/25/2024	89	500	54	98	393	8
7/24/2024	89	500	54	98	393	8
7/23/2024	89	500	54	98	393	8
7/22/2024	89	500	54	98	393	8
7/21/2024	89	500	54	98	393	8

Harddisk Usage LLG\_ABSApps02

	Free disk space on C: (%)	Total disk space on C: (Gb)	Used disk space on C: (Gb)	Free disk space on D: (%)	Total disk space on D: (Gb)	Used disk space on D: (Gb)
7/27/2024	92	500	38	96	393	14
7/26/2024	92	500	38	96	393	14
7/25/2024	92	500	38	96	393	14
7/24/2024	92	500	38	96	393	14
7/23/2024	93	500	37	96	393	14
7/22/2024	92	500	38	96	393	14
7/21/2024	92	500	39	96	393	14

# Weekly SLA Customer Report

Customer LLG\_Production  
Database ID 148



## Harddisk Usage LLG\_ABSBI01

	Free disk space on C: (%)	Total disk space on C: (Gb)	Used disk space on C: (Gb)	Free disk space on D: (%)	Total disk space on D: (Gb)	Used disk space on D: (Gb)
7/27/2024	84	446	73	91	2,681	238
7/26/2024	84	446	73	91	2,681	238
7/25/2024	84	446	73	91	2,681	238
7/24/2024	84	446	73	91	2,681	238
7/23/2024	84	446	73	91	2,681	238
7/22/2024	84	446	72	91	2,681	238
7/21/2024	84	446	71	91	2,681	238

## Harddisk Usage LLG\_ABSDB01

	Free disk space on C: (%)	Total disk space on C: (Gb)	Used disk space on C: (Gb)	Free disk space on D: (%)	Total disk space on D: (Gb)	Used disk space on D: (Gb)	Free disk space on E: (%)	Total disk space on E: (Gb)	Used disk space on E: (Gb)
7/27/2024	88	446	52	72	1,605	452	69	1,077	332
7/26/2024	88	446	52	72	1,605	452	69	1,077	331
7/25/2024	88	446	52	72	1,605	452	69	1,077	332
7/24/2024	88	446	52	72	1,605	452	69	1,077	332
7/23/2024	88	446	52	72	1,605	452	69	1,077	332
7/22/2024	88	446	52	72	1,605	450	69	1,077	331
7/21/2024	88	446	52	72	1,605	450	67	1,077	352

# Weekly SLA Customer Report

Customer LLG\_Production  
Database ID 148



Harddisk Usage LLG\_ABSDB02

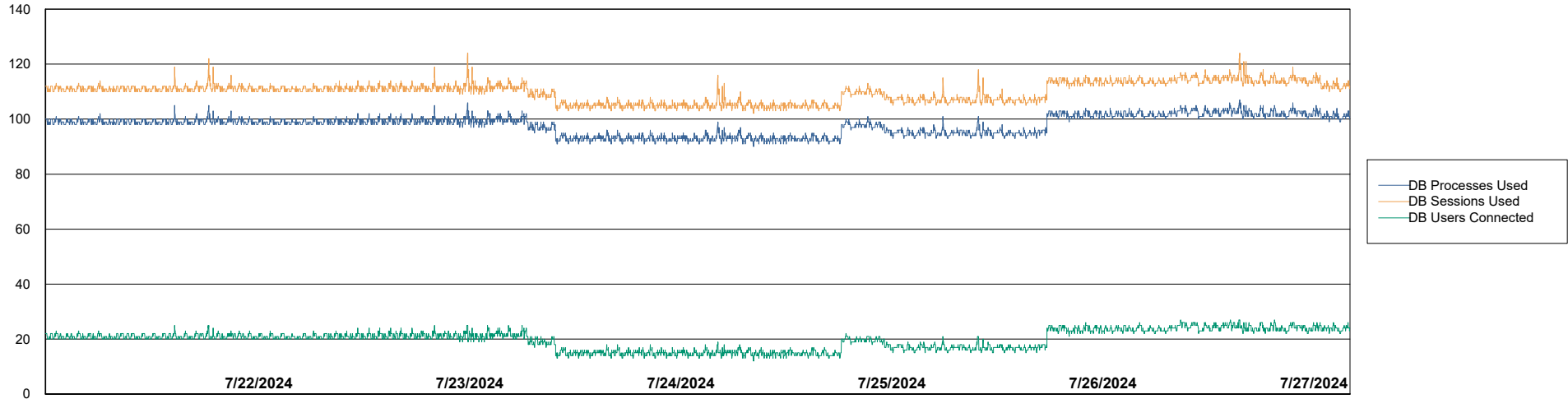
	Free disk space on C: (%)	Total disk space on C: (Gb)	Used disk space on C: (Gb)	Free disk space on D: (%)	Total disk space on D: (Gb)	Used disk space on D: (Gb)	Free disk space on E: (%)	Total disk space on E: (Gb)	Used disk space on E: (Gb)
7/27/2024	72	446	126	63	1,605	592	97	1,077	32
7/26/2024	72	446	125	63	1,605	592	83	1,077	182
7/25/2024	72	446	125	64	1,605	582	83	1,077	180
7/24/2024	72	446	125	64	1,605	578	83	1,077	178
7/23/2024	72	446	125	64	1,605	578	84	1,077	176
7/22/2024	73	446	122	64	1,605	577	84	1,077	175
7/21/2024	74	446	116	64	1,605	576	95	1,077	58

# Weekly SLA Customer Report

Customer LLG\_Production  
Database ID 148



Database Performance LLG\_ABSBI01\_BI\_PROD\_ABS1



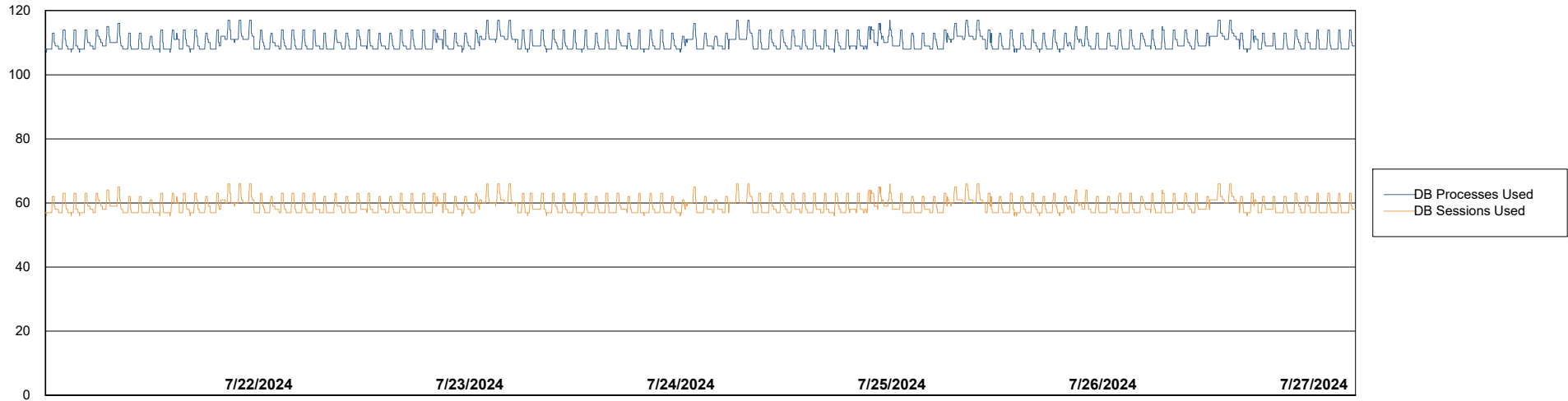
# Weekly SLA Customer Report

Customer LLG\_Production  
Database ID 148



Database Performance LLG\_ABSDB02\_PROD\_HSBABS1

DB Processes Max 0  
DB Processes Max 4  
DB Processes Max 300

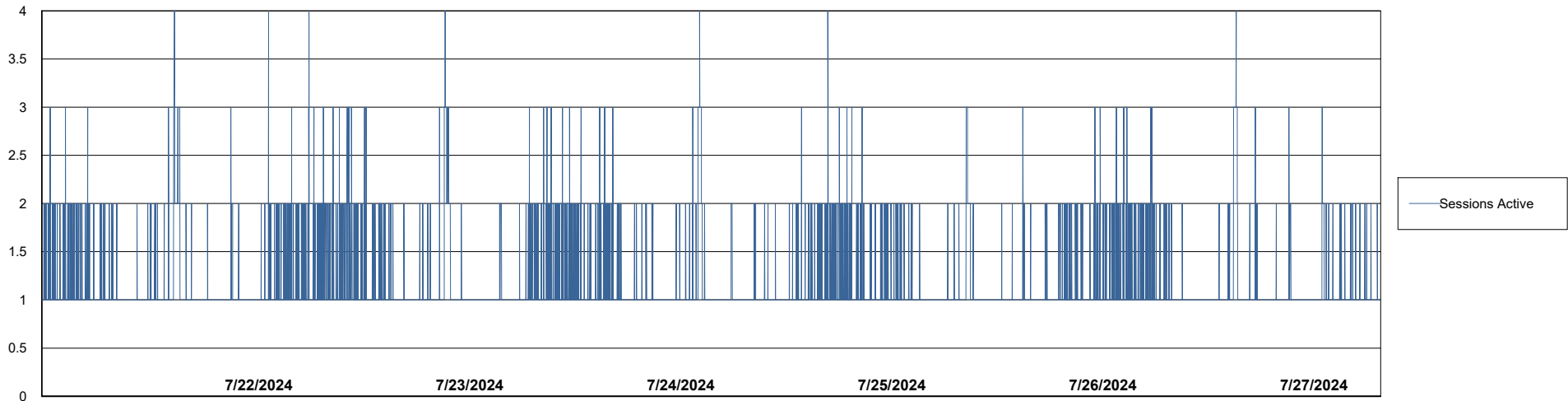
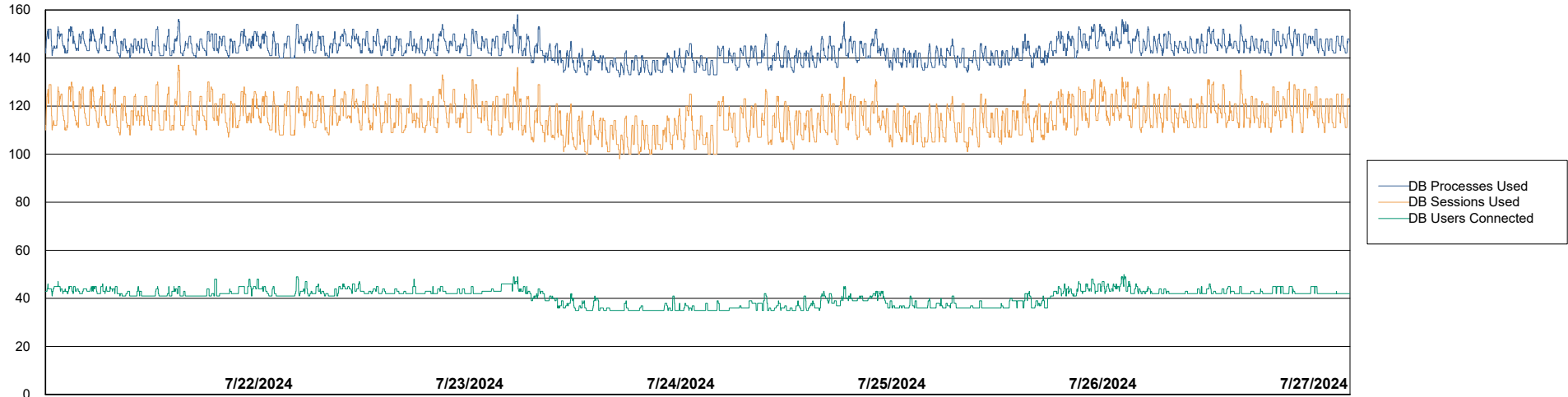


# Weekly SLA Customer Report

Customer LLG\_Production  
Database ID 148



## Database Performance LLG\_ABSDB1\_PROD\_ABS1



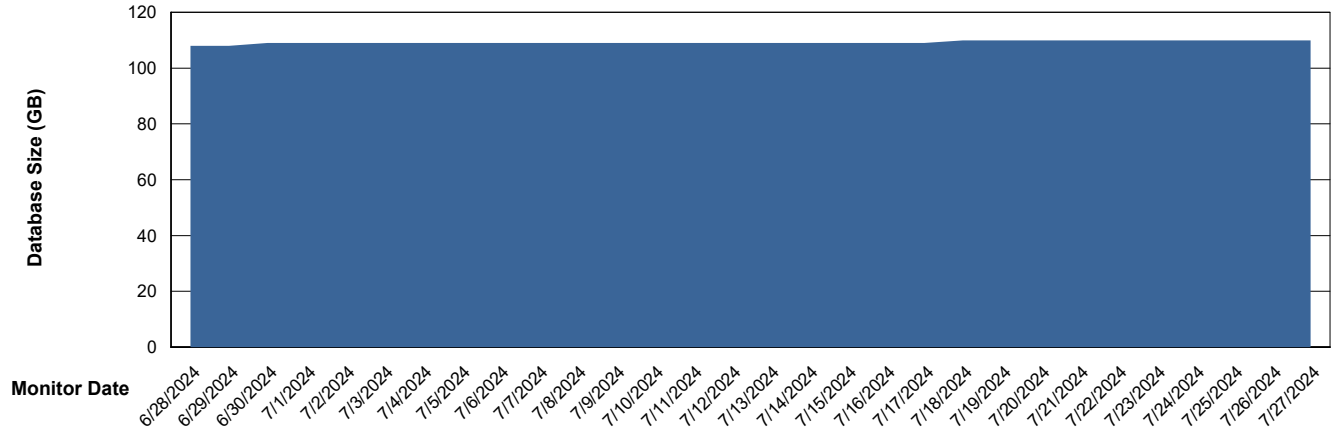
# Weekly SLA Customer Report

Customer LLG\_Production  
Database ID 148



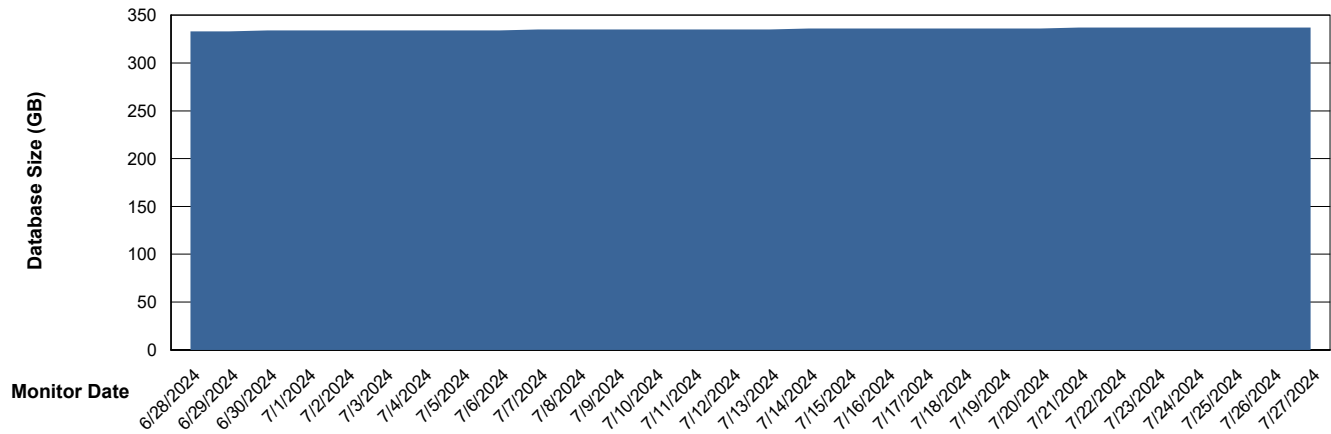
DATABASE SIZE LLG\_ABSBI01\_BI\_PROD\_ABS1

### Database growth over last month



DATABASE SIZE LLG\_ABSDB1\_PROD\_ABS1

### Database growth over last month



# Weekly SLA Customer Report

Customer      LLG\_Production  
Database ID    148



Database Tablespace      LLG\_ABSBI01\_BI\_PROD\_ABS1

Date	Tablespace Name	Filesize (Gb)	Usedsize (Gb)	Percentage free
7/27/2024	ABSDATA	64	45	29
	INDX	72	57	21
7/26/2024	ABSDATA	64	45	29
	INDX	72	57	21
7/25/2024	ABSDATA	64	45	29
	INDX	72	57	21
7/24/2024	ABSDATA	64	45	29
	INDX	72	57	21
7/23/2024	ABSDATA	64	45	29
	INDX	72	57	21
7/22/2024	ABSDATA	64	45	29
	INDX	72	57	21
7/21/2024	ABSDATA	64	45	29
	INDX	72	57	21

# Weekly SLA Customer Report

Customer LLG\_Production  
 Database ID 148



Database Tablespace LLG\_ABSDB1\_PROD\_ABS1

Date	Tablespace Name	Filesize (Gb)	Usedsize (Gb)	Percentage free
7/27/2024	ABSDATA	178	138	22
	INDX	224	185	17
7/26/2024	ABSDATA	178	138	22
	INDX	224	185	17
7/25/2024	ABSDATA	178	138	22
	INDX	224	185	17
7/24/2024	ABSDATA	178	138	22
	INDX	224	185	17
7/23/2024	ABSDATA	178	138	22
	INDX	224	185	17
7/22/2024	ABSDATA	178	138	22
	INDX	224	185	17
7/21/2024	ABSDATA	178	138	22
	INDX	224	185	17

BI Status and last ETL error for LLG\_ABSBI01\_BI\_PROD\_ABS1

	Mon 22/7/2024	Tue 23/7/2024	Wed 24/7/2024	Thu 25/7/2024	Fri 26/7/2024	Sat 27/7/2024
<b>ABS DataWarehouse ETL Health</b>	OK	OK	OK	OK	OK	OK
<b>ABS DWHStaging ETL Health</b>	OK	OK	OK	OK	OK	OK

# Weekly SLA Customer Report

Customer LLG\_Production  
Database ID 148



BI last ETL error for	LLG_ABSBI01_BI_PROD_ABS1
-----------------------	--------------------------

Sun, 21-07-2024	None
Thu, 25-07-2024	None
Mon, 22-07-2024	None
Mon, 22-07-2024	None
Sat, 27-07-2024	None
Wed, 24-07-2024	None
Thu, 25-07-2024	None
Tue, 23-07-2024	None
Fri, 26-07-2024	None
Sun, 21-07-2024	None
Wed, 24-07-2024	None
Fri, 26-07-2024	None
Tue, 23-07-2024	None
Sat, 27-07-2024	None

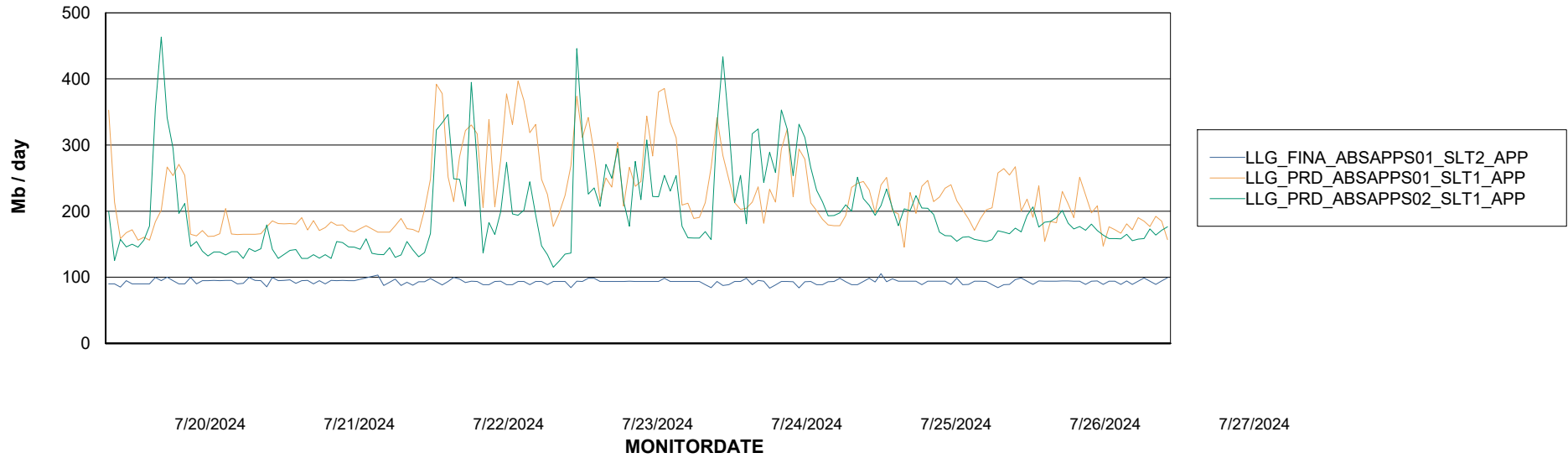
# Weekly SLA Customer Report

Customer LLG\_Production  
Database ID 148

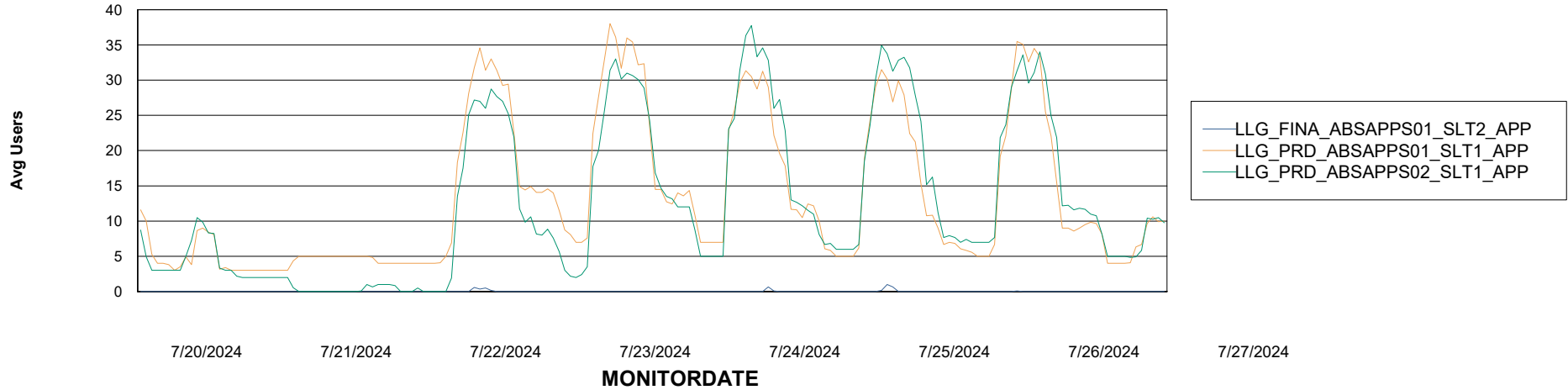


## ABSSolute Application Server Services

### Avg memory used per ABS Server Service



### Avg users per day per ABS server



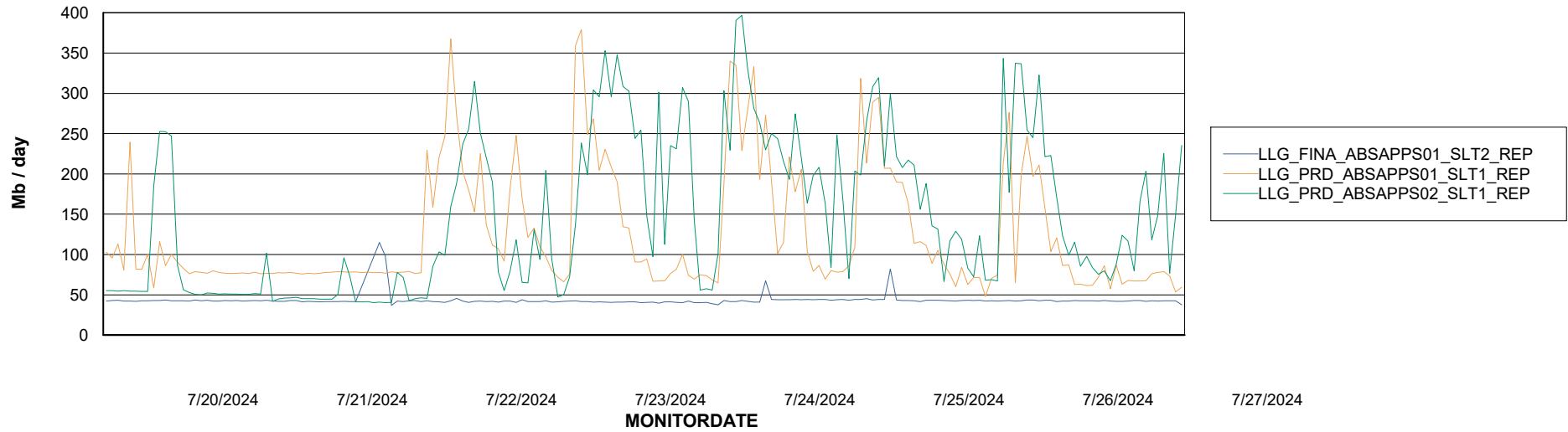
# Weekly SLA Customer Report

Customer LLG\_Production  
Database ID 148



## ABSSolute Application ReportServer Services

### Avg memory used per ReportServer Service



### Disaster per ABS component

