

# Weekly SLA Customer Report

Customer NIX\_Production  
Database ID 51



## Harddisk Usage NIX\_PRD\_ABSAPP01

	Free disk space on C: (%)	Total disk space on C: (Gb)	Used disk space on C: (Gb)	Free disk space on E: (%)	Total disk space on E: (Gb)	Used disk space on E: (Gb)
7/20/2024	67	207	69	100	98	0
7/19/2024	67	207	68	100	98	0
7/18/2024	68	207	66	100	98	0
7/17/2024	68	207	66	100	98	0
7/16/2024	68	207	66	100	98	0
7/15/2024	68	207	66	100	98	0
7/14/2024	68	207	66	100	98	0

## Harddisk Usage NIX\_PRD\_ABSAPP04

	Free disk space on C: (%)	Total disk space on C: (Gb)	Used disk space on C: (Gb)
7/20/2024	29	127	89
7/19/2024	33	127	85
7/18/2024	38	127	78
7/17/2024	38	127	79
7/16/2024	36	127	81
7/15/2024	36	127	81
7/14/2024	37	127	79

# Weekly SLA Customer Report

Customer NIX\_Production  
Database ID 51



## Harddisk Usage NIX\_PRD\_ABSBI

	Free disk space on C: (%)	Total disk space on C: (Gb)	Used disk space on C: (Gb)	Free disk space on E: (%)	Total disk space on E: (Gb)	Used disk space on E: (Gb)
7/20/2024	62	179	68	38	700	437
7/19/2024	62	179	67	40	700	420
7/18/2024	63	179	67	45	700	385
7/17/2024	63	179	67	45	700	385
7/16/2024	63	179	67	45	700	385
7/15/2024	63	179	67	45	700	385
7/14/2024	63	179	66	45	700	385

## Harddisk Usage NIX\_PRD\_ABSDB01

	Free disk space on C: (%)	Total disk space on C: (Gb)	Used disk space on C: (Gb)	Free disk space on D: (%)	Total disk space on D: (Gb)	Used disk space on D: (Gb)	Free disk space on E: (%)	Total disk space on E: (Gb)	Used disk space on E: (Gb)	Free disk space on F: (%)
7/20/2024	63	554	204	42	586	337	42	605	349	32
7/19/2024	64	554	202	42	586	337	42	605	349	25
7/18/2024	63	554	204	42	586	337	42	605	349	22
7/17/2024	63	554	204	42	586	337	42	605	349	22
7/16/2024	63	554	204	42	586	337	42	605	349	23
7/15/2024	63	554	205	42	586	337	42	605	349	24
7/14/2024	63	554	202	42	586	337	42	605	349	25

# Weekly SLA Customer Report

Customer NIX\_Production  
 Database ID 51



Harddisk Usage NIX\_PRD\_ABSDB02

	Free disk space on C: (%)	Total disk space on C: (Gb)	Used disk space on C: (Gb)	Free disk space on D: (%)	Total disk space on D: (Gb)	Used disk space on D: (Gb)	Free disk space on E: (%)	Total disk space on E: (Gb)	Used disk space on E: (Gb)	Free disk space on F: (%)
7/20/2024	86	574	81	37	488	308	49	684	348	88
7/19/2024	86	574	79	37	488	308	49	684	348	88
7/18/2024	87	574	75	37	488	308	49	684	348	88
7/17/2024	87	574	75	37	488	308	49	684	348	88
7/16/2024	87	574	75	37	488	308	49	684	348	88
7/15/2024	87	574	76	37	488	308	49	684	349	88
7/14/2024	87	574	75	37	488	308	49	684	348	88

Harddisk Usage NIX\_PRD\_ABSWEB02

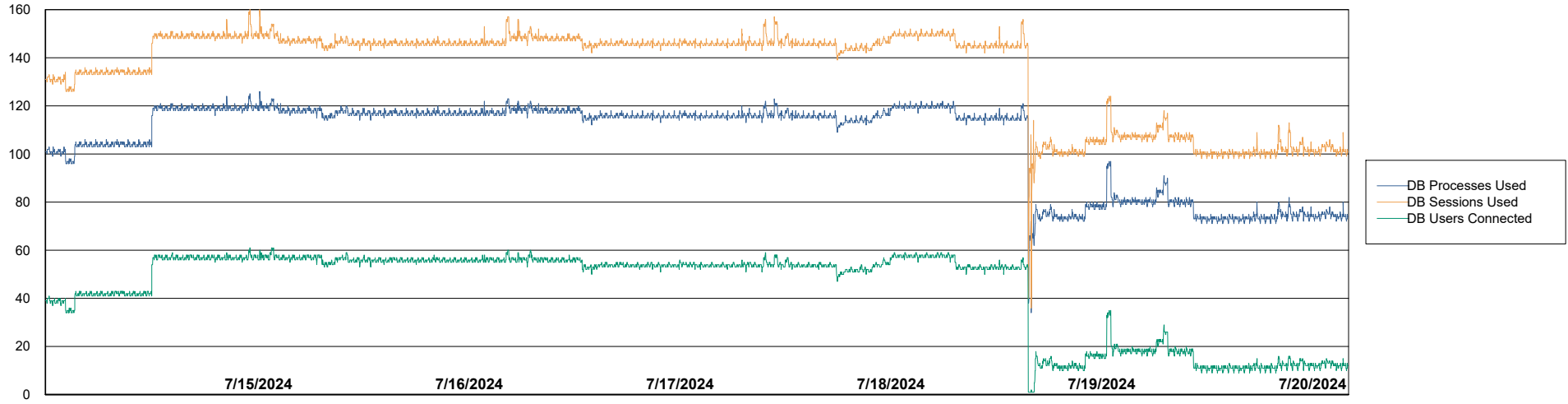
	Free disk space on C: (%)	Total disk space on C: (Gb)	Used disk space on C: (Gb)
7/20/2024	81	300	56
7/19/2024	83	300	52
7/18/2024	84	300	49
7/17/2024	84	300	49
7/16/2024	83	300	50
7/15/2024	83	300	50
7/14/2024	83	300	50

# Weekly SLA Customer Report

Customer NIX\_Production  
Database ID 51



## Database Performance NIX\_PRD\_ABSBI\_ABS1

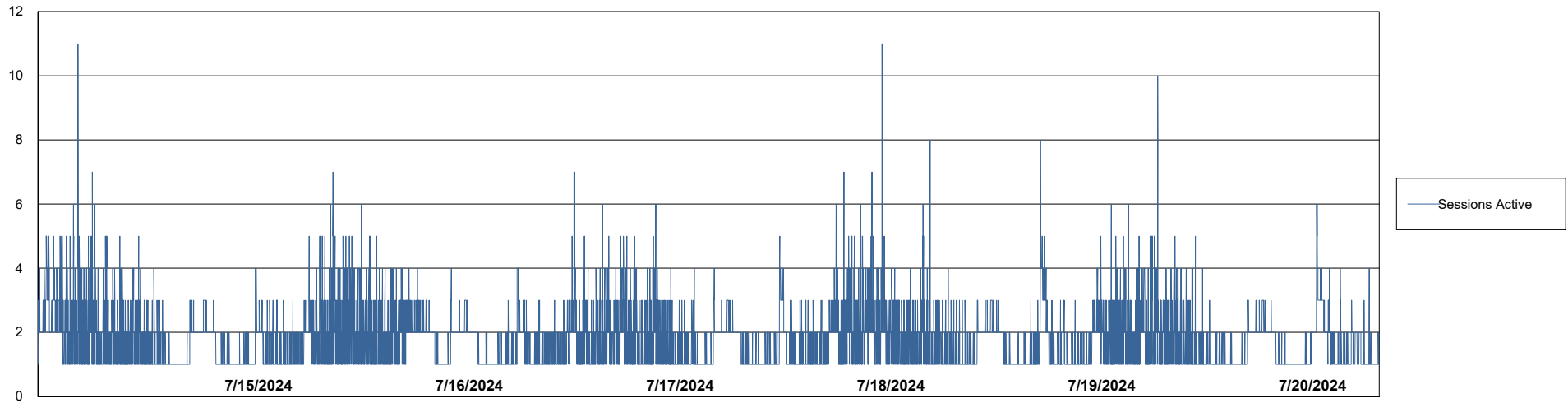
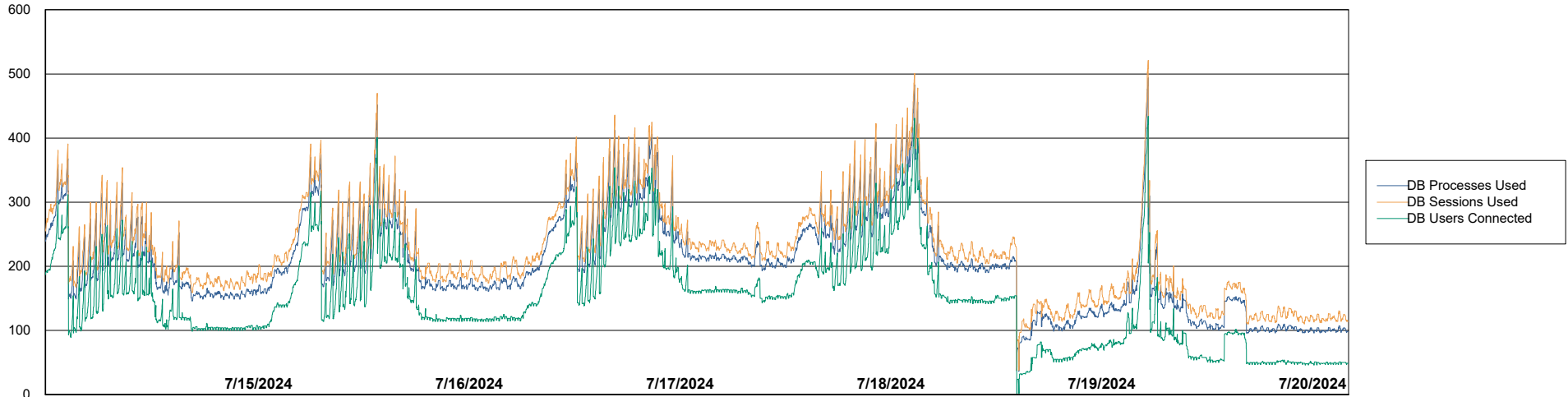


# Weekly SLA Customer Report

Customer NIX\_Production  
Database ID 51



## Database Performance NIX\_PRD\_ABSD01\_ABS1



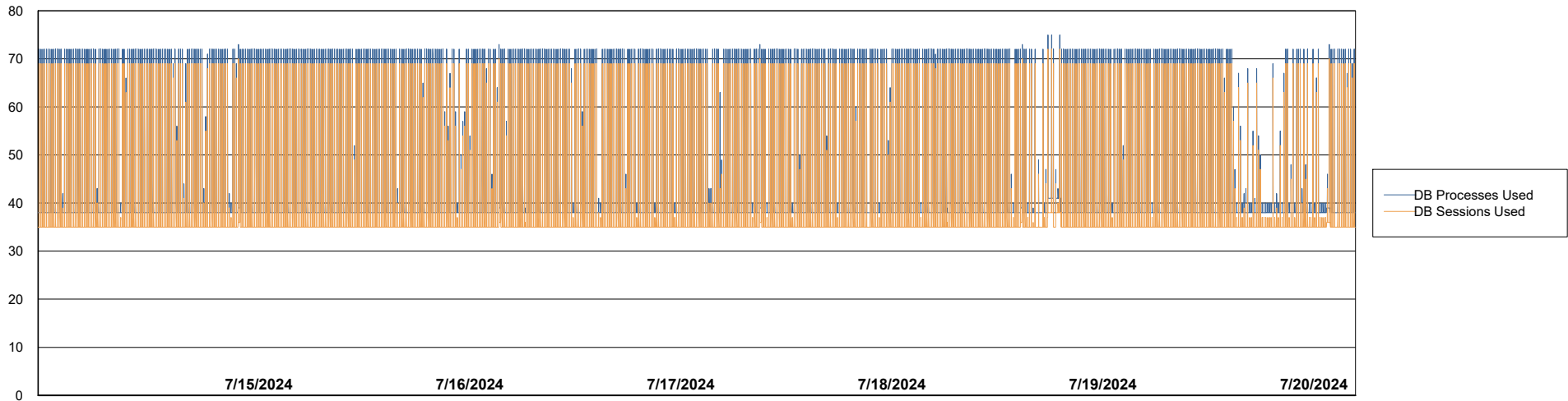
# Weekly SLA Customer Report

Customer NIX\_Production  
Database ID 51



Database Performance NIX\_PRD\_ABSDB02\_HSBABS1

DB Processes Max 300



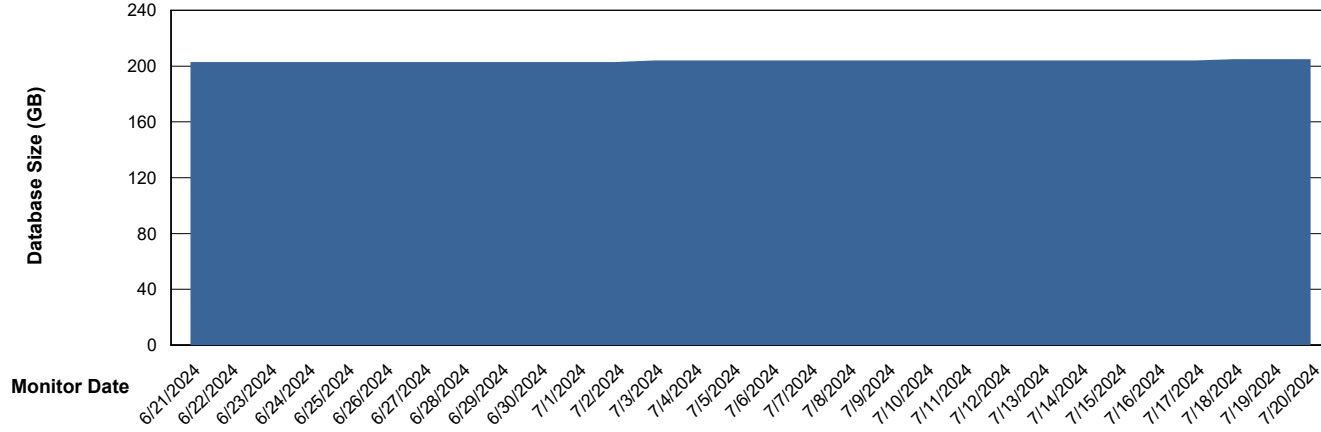
# Weekly SLA Customer Report

Customer NIX\_Production  
Database ID 51



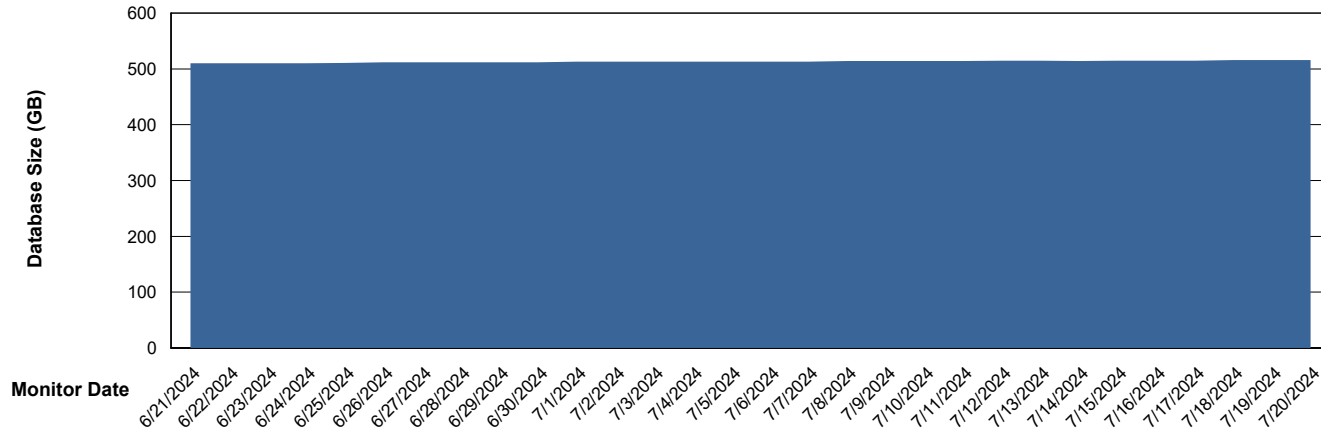
DATABASE SIZE NIX\_PRD\_ABSBI\_ABS1

### Database growth over last month



DATABASE SIZE NIX\_PRD\_ABSDB01\_ABS1

### Database growth over last month



# Weekly SLA Customer Report

Customer NIX\_Production  
Database ID 51



Database Tablespace NIX\_PRD\_ABSBI\_ABS1

Date	Tablespace Name	Filesize (Gb)	Usedsize (Gb)	Percentage free
7/20/2024	ABSDATA	111	90	19
	INDX	136	113	17
7/19/2024	ABSDATA	111	90	19
	INDX	136	113	17
7/18/2024	ABSDATA	111	90	19
	INDX	136	113	17
7/17/2024	ABSDATA	111	90	19
	INDX	136	113	17
7/16/2024	ABSDATA	111	90	19
	INDX	136	113	17
7/15/2024	ABSDATA	111	90	19
	INDX	136	113	17
7/14/2024	ABSDATA	111	90	19
	INDX	136	113	17

# Weekly SLA Customer Report

Customer NIX\_Production  
 Database ID 51



Database Tablespace NIX\_PRD\_ABSD01\_ABS1

Date	Tablespace Name	Filesize (Gb)	Usedsize (Gb)	Percentage free
7/20/2024	ABSDATA	249	210	16
	INDX	348	281	19
7/19/2024	ABSDATA	249	210	16
	INDX	348	281	19
7/18/2024	ABSDATA	249	209	16
	INDX	348	281	19
7/17/2024	ABSDATA	249	209	16
	INDX	348	281	19
7/16/2024	ABSDATA	249	209	16
	INDX	348	280	19
7/15/2024	ABSDATA	249	209	16
	INDX	348	280	19
7/14/2024	ABSDATA	249	209	16
	INDX	348	280	19

BI Status and last ETL error for NIX\_PRD\_ABSBI\_ABS1

	Mon 15/7/2024	Tue 16/7/2024	Wed 17/7/2024	Thu 18/7/2024	Fri 19/7/2024	Sat 20/7/2024
<b>ABS DataWarehouse ETL Health</b>	OK	OK	OK	OK	OK	OK
<b>ABS DWHStaging ETL Health</b>	OK	OK	OK	OK	OK	OK

# Weekly SLA Customer Report

Customer NIX\_Production  
Database ID 51



BI last ETL error for NIX\_PRD\_ABSBI\_ABS1

Wed, 17-07-2024	None
Thu, 18-07-2024	None
Tue, 16-07-2024	None
Thu, 18-07-2024	None
Fri, 19-07-2024	None
Sun, 14-07-2024	None
Mon, 15-07-2024	None
Fri, 19-07-2024	None
Sun, 14-07-2024	None
Tue, 16-07-2024	None
Wed, 17-07-2024	None
Sat, 20-07-2024	None
Mon, 15-07-2024	None
Sat, 20-07-2024	None

# Weekly SLA Customer Report

Customer NIX\_Production  
Database ID 51



Standby Database Health NIX\_Production

## Recovery lag for last 7 days



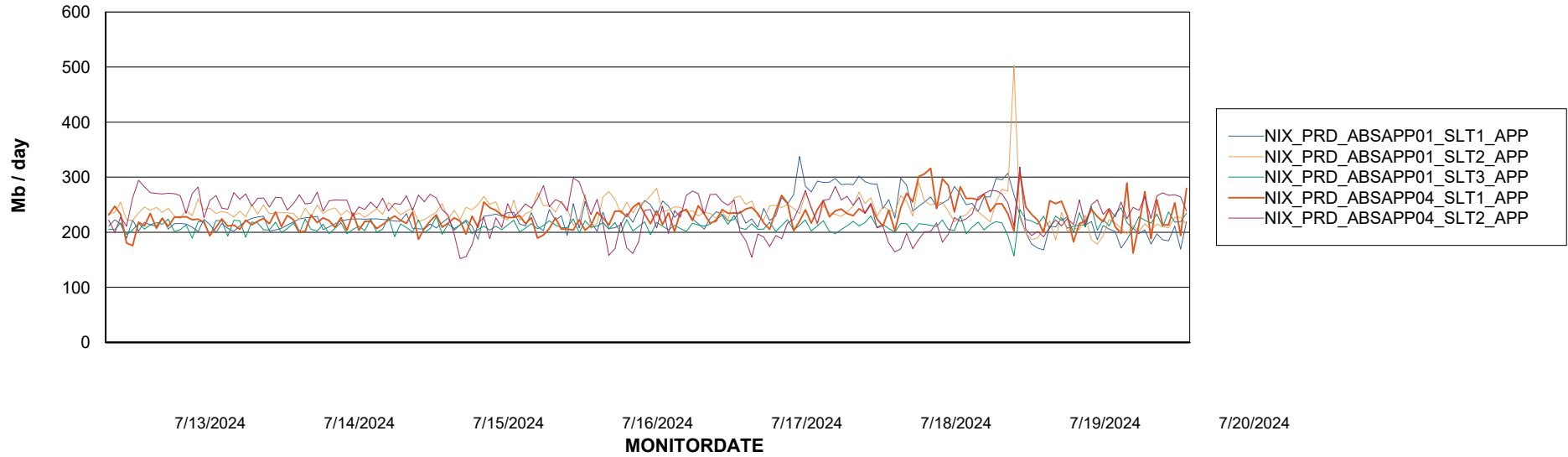
# Weekly SLA Customer Report

Customer NIX\_Production  
Database ID 51

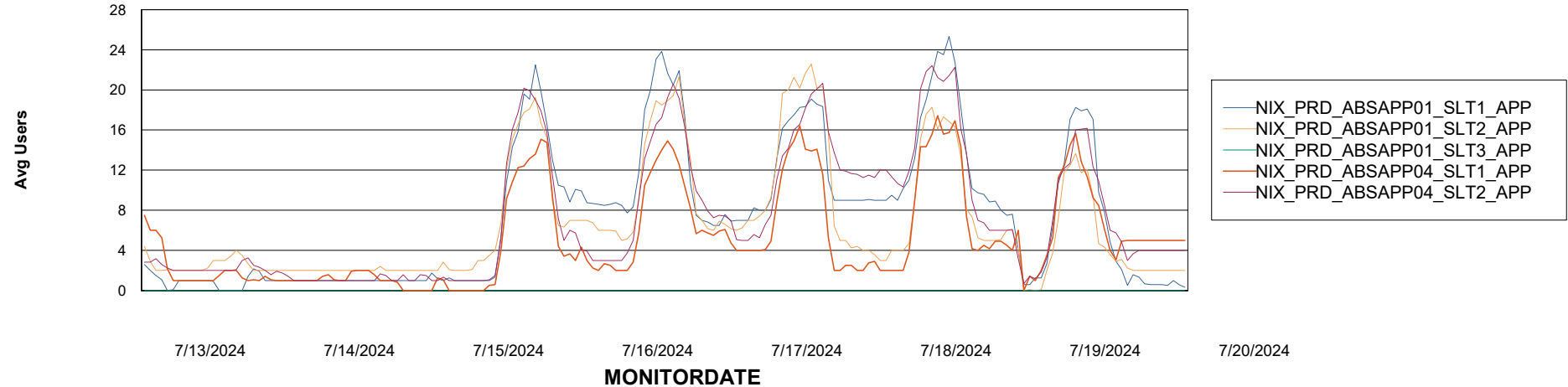


## ABSSolute Application Server Services

### Avg memory used per ABS Server Service



### Avg users per day per ABS server



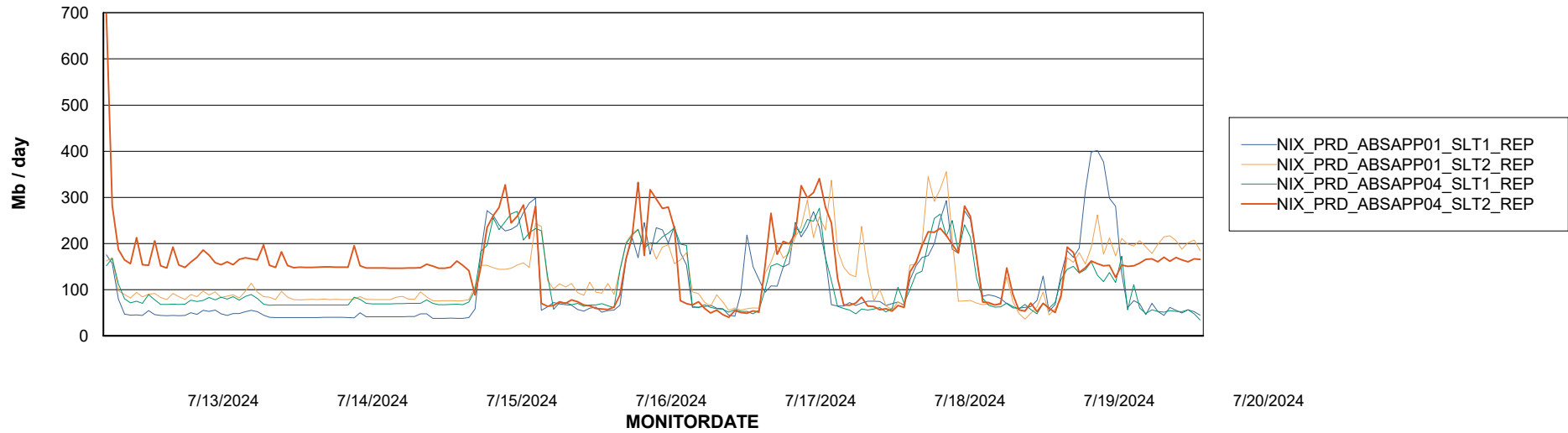
# Weekly SLA Customer Report

Customer NIX\_Production  
Database ID 51



## ABSSolute Application ReportServer Services

### Avg memory used per ReportServer Service



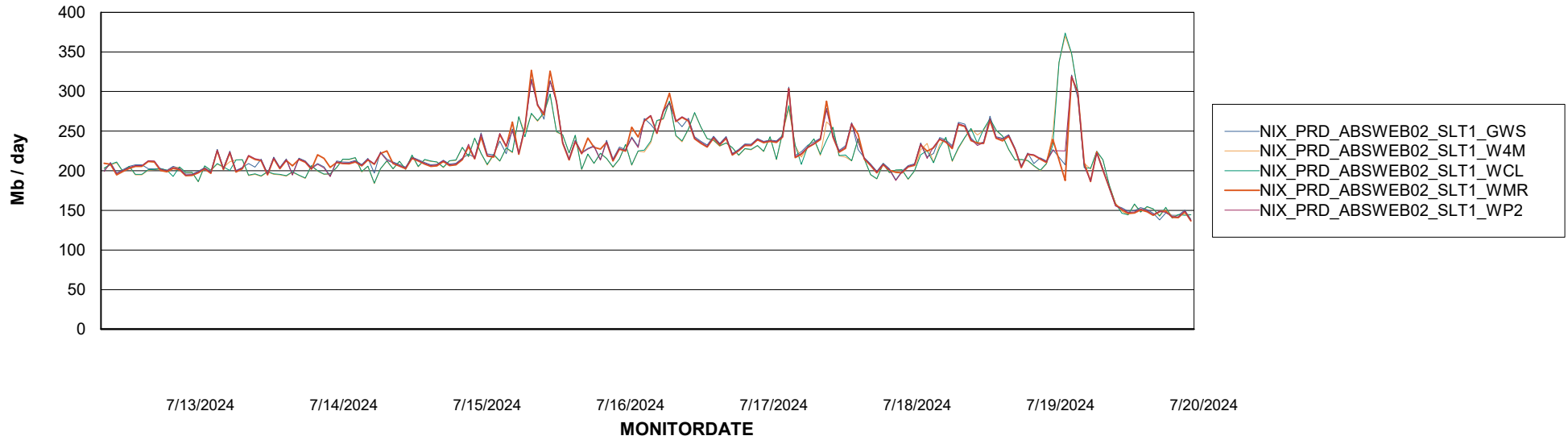
# Weekly SLA Customer Report

Customer NIX\_Production  
Database ID 51



## ABSSolute Web Component Services

### Avg memory used per ABS Web component



# Weekly SLA Customer Report

Customer NIX\_Production  
Database ID 51



### Disaster per ABS component

