

# Weekly SLA Customer Report

Customer LLG\_Production  
Database ID 148



## Harddisk Usage LLG\_ABSAPPS01

	Free disk space on C: (%)	Total disk space on C: (Gb)	Used disk space on C: (Gb)	Free disk space on D: (%)	Total disk space on D: (Gb)	Used disk space on D: (Gb)
7/20/2024	89	500	54	98	393	8
7/19/2024	89	500	53	98	393	8
7/18/2024	90	500	52	98	393	8
7/17/2024	90	500	52	98	393	8
7/16/2024	90	500	52	98	393	8
7/15/2024	90	500	50	98	393	8
7/14/2024	90	500	50	98	393	8

## Harddisk Usage LLG\_ABSApps02

	Free disk space on C: (%)	Total disk space on C: (Gb)	Used disk space on C: (Gb)	Free disk space on D: (%)	Total disk space on D: (Gb)	Used disk space on D: (Gb)
7/20/2024	92	500	38	96	393	14
7/19/2024	93	500	37	96	393	14
7/18/2024	93	500	36	96	393	14
7/17/2024	93	500	36	96	393	14
7/16/2024	93	500	36	96	393	14
7/15/2024	93	500	35	96	393	14
7/14/2024	93	500	34	96	393	14

# Weekly SLA Customer Report

Customer LLG\_Production  
Database ID 148



## Harddisk Usage LLG\_ABSBI01

	Free disk space on C: (%)	Total disk space on C: (Gb)	Used disk space on C: (Gb)	Free disk space on D: (%)	Total disk space on D: (Gb)	Used disk space on D: (Gb)
7/20/2024	84	446	70	91	2,681	238
7/19/2024	84	446	71	91	2,681	238
7/18/2024	84	446	71	91	2,681	238
7/17/2024	84	446	71	91	2,681	238
7/16/2024	84	446	71	91	2,681	238
7/15/2024	84	446	70	91	2,681	238
7/14/2024	84	446	70	91	2,681	237

## Harddisk Usage LLG\_ABSDB01

	Free disk space on C: (%)	Total disk space on C: (Gb)	Used disk space on C: (Gb)	Free disk space on D: (%)	Total disk space on D: (Gb)	Used disk space on D: (Gb)	Free disk space on E: (%)	Total disk space on E: (Gb)	Used disk space on E: (Gb)
7/20/2024	88	446	52	72	1,605	450	69	1,077	333
7/19/2024	88	446	52	72	1,605	450	69	1,077	331
7/18/2024	88	446	53	72	1,605	450	69	1,077	331
7/17/2024	88	446	53	72	1,605	450	69	1,077	330
7/16/2024	88	446	53	72	1,605	450	69	1,077	330
7/15/2024	89	446	51	72	1,605	450	69	1,077	330
7/14/2024	89	446	51	72	1,605	450	67	1,077	350

# Weekly SLA Customer Report

Customer LLG\_Production  
 Database ID 148



Harddisk Usage LLG\_ABSDB02

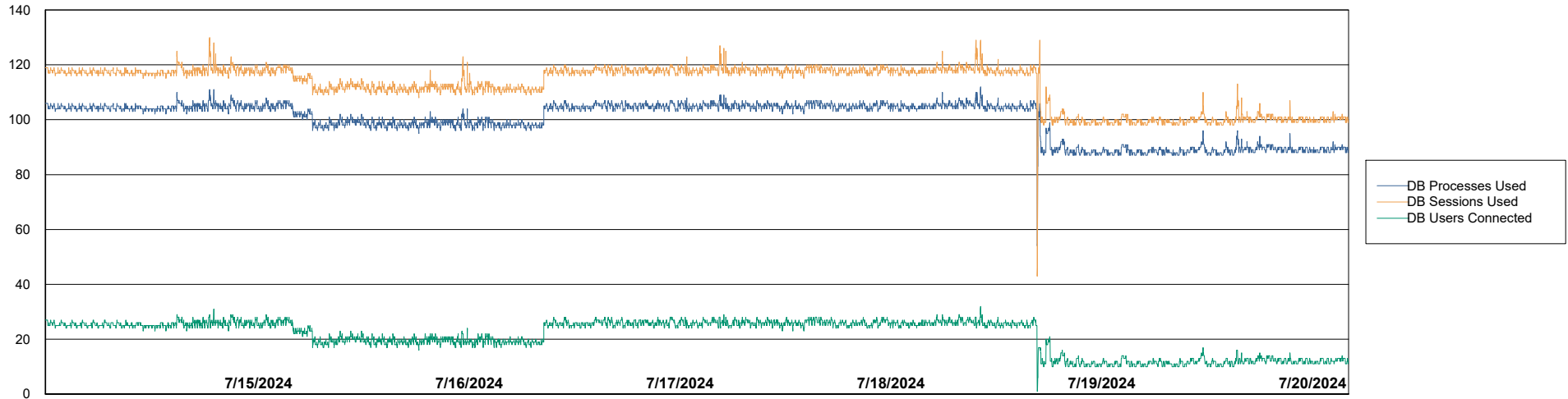
	Free disk space on C: (%)	Total disk space on C: (Gb)	Used disk space on C: (Gb)	Free disk space on D: (%)	Total disk space on D: (Gb)	Used disk space on D: (Gb)	Free disk space on E: (%)	Total disk space on E: (Gb)	Used disk space on E: (Gb)
7/20/2024	74	446	116	64	1,605	576	83	1,077	182
7/19/2024	74	446	115	64	1,605	576	83	1,077	180
7/18/2024	74	446	115	64	1,605	576	83	1,077	178
7/17/2024	74	446	115	64	1,605	576	84	1,077	176
7/16/2024	74	446	115	64	1,605	576	84	1,077	174
7/15/2024	75	446	110	64	1,605	576	82	1,077	192
7/14/2024	77	446	102	64	1,605	576	81	1,077	204

# Weekly SLA Customer Report

Customer LLG\_Production  
Database ID 148



## Database Performance LLG\_ABSBI01\_BI\_PROD\_ABS1



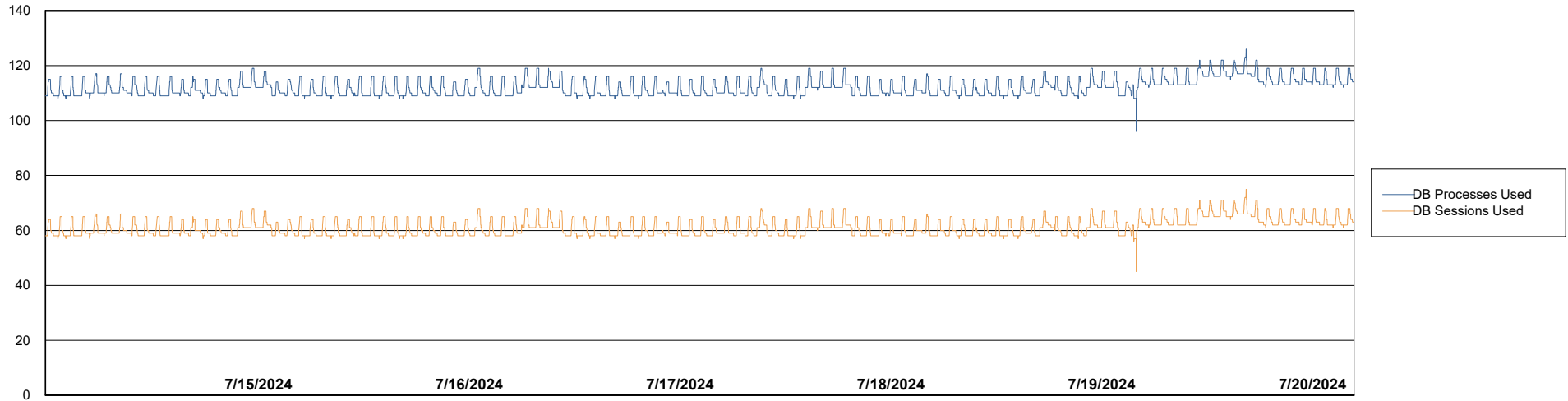
# Weekly SLA Customer Report

Customer LLG\_Production  
Database ID 148



Database Performance LLG\_ABSDB02\_PROD\_HSBABS1

DB Processes Max 0  
DB Processes Max 300  
DB Processes Max 4

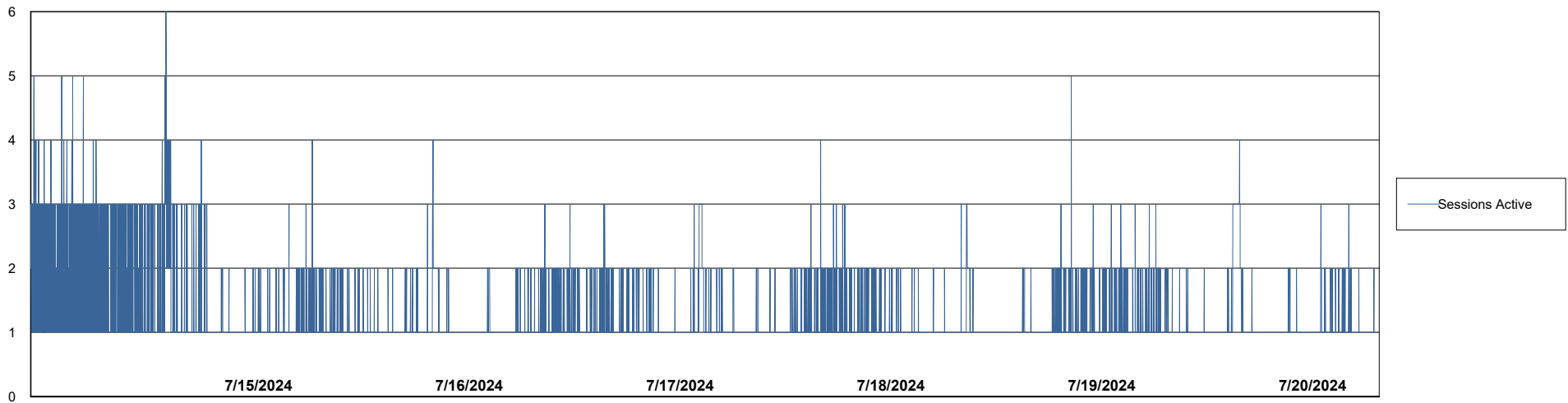
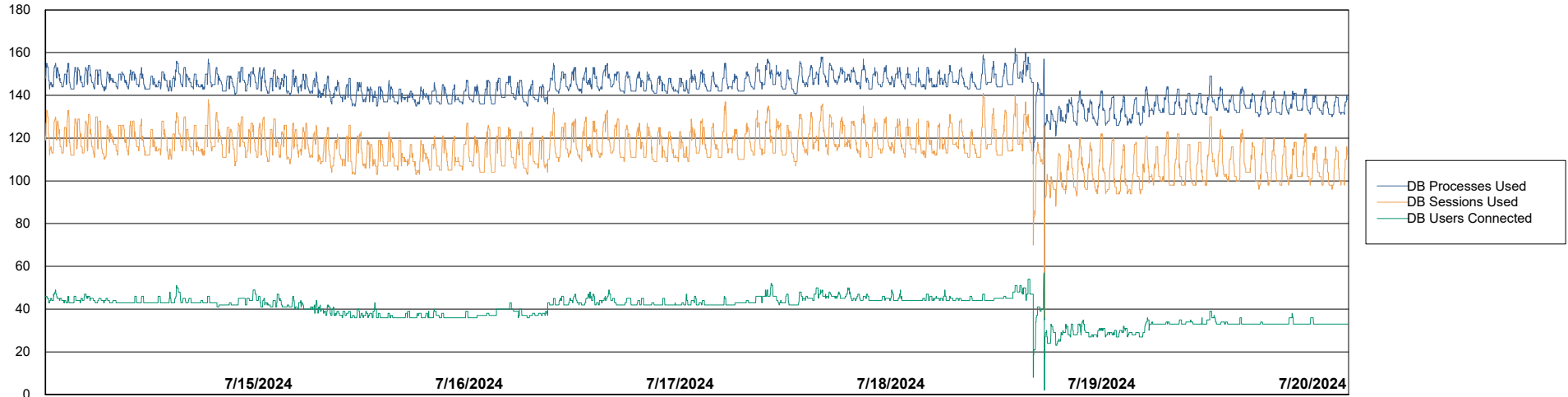


# Weekly SLA Customer Report

Customer LLG\_Production  
Database ID 148



## Database Performance LLG\_ABSDB1\_PROD\_ABS1



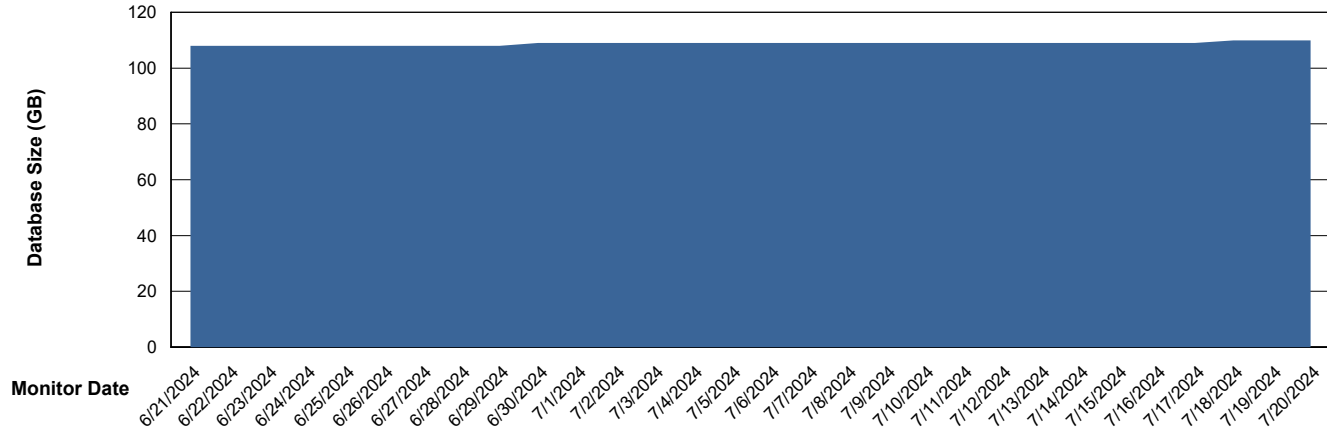
# Weekly SLA Customer Report

Customer LLG\_Production  
Database ID 148



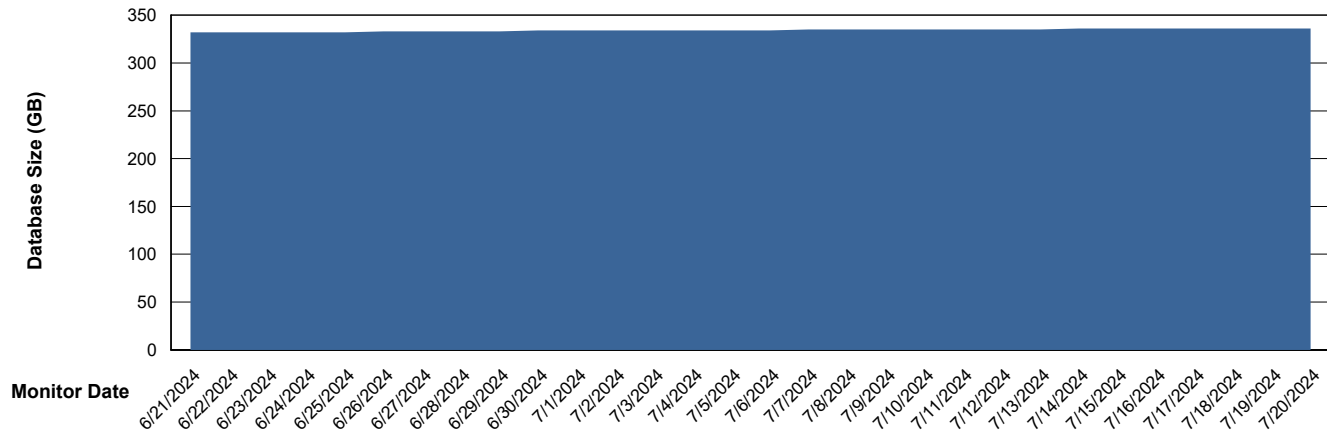
DATABASE SIZE LLG\_ABSBI01\_BI\_PROD\_ABS1

### Database growth over last month



DATABASE SIZE LLG\_ABSDB1\_PROD\_ABS1

### Database growth over last month



# Weekly SLA Customer Report

Customer      LLG\_Production  
Database ID    148



Database Tablespace      LLG\_ABSBI01\_BI\_PROD\_ABS1

Date	Tablespace Name	Filesize (Gb)	Usedsize (Gb)	Percentage free
7/20/2024	ABSDATA	64	45	29
	INDX	72	57	21
7/19/2024	ABSDATA	64	45	29
	INDX	72	57	21
7/18/2024	ABSDATA	64	45	29
	INDX	72	57	21
7/17/2024	ABSDATA	64	45	29
	INDX	72	57	21
7/16/2024	ABSDATA	64	45	29
	INDX	72	57	21
7/15/2024	ABSDATA	64	45	29
	INDX	72	57	21
7/14/2024	ABSDATA	64	45	29
	INDX	72	57	21

# Weekly SLA Customer Report

Customer LLG\_Production  
 Database ID 148



Database Tablespace LLG\_ABSDB1\_PROD\_ABS1

Date	Tablespace Name	Filesize (Gb)	Usedsize (Gb)	Percentage free
7/20/2024	ABSDATA	178	138	22
	INDX	224	185	17
7/19/2024	ABSDATA	178	138	22
	INDX	224	185	18
7/18/2024	ABSDATA	178	138	22
	INDX	224	185	18
7/17/2024	ABSDATA	178	138	22
	INDX	224	185	18
7/16/2024	ABSDATA	178	138	22
	INDX	224	185	18
7/15/2024	ABSDATA	178	138	22
	INDX	224	185	18
7/14/2024	ABSDATA	178	138	22
	INDX	224	184	18

BI Status and last ETL error for LLG\_ABSBI01\_BI\_PROD\_ABS1

	Mon 15/7/2024	Tue 16/7/2024	Wed 17/7/2024	Thu 18/7/2024	Fri 19/7/2024	Sat 20/7/2024
<b>ABS DataWarehouse ETL Health</b>	OK	OK	OK	OK	OK	OK
<b>ABS DWHStaging ETL Health</b>	OK	OK	OK	OK	OK	OK

# Weekly SLA Customer Report

Customer LLG\_Production  
Database ID 148



BI last ETL error for	LLG_ABSBI01_BI_PROD_ABS1
-----------------------	--------------------------

Mon, 15-07-2024	None
Wed, 17-07-2024	None
Thu, 18-07-2024	None
Tue, 16-07-2024	None
Wed, 17-07-2024	None
Fri, 19-07-2024	None
Sun, 14-07-2024	None
Thu, 18-07-2024	None
Sun, 14-07-2024	None
Mon, 15-07-2024	None
Sat, 20-07-2024	None
Tue, 16-07-2024	None
Sat, 20-07-2024	None
Fri, 19-07-2024	None

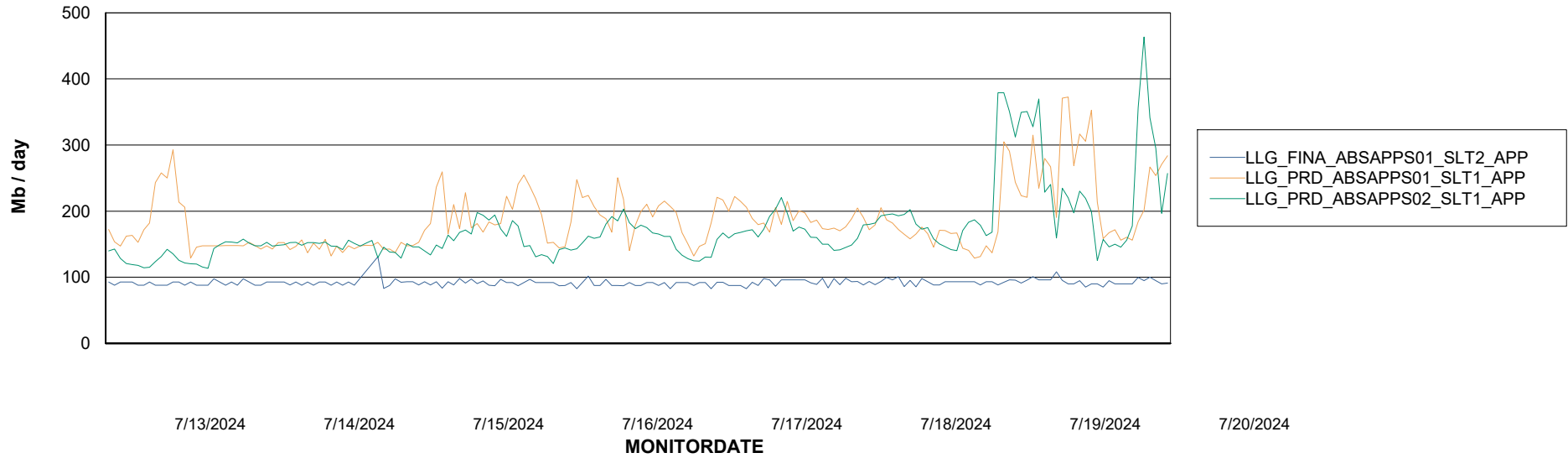
# Weekly SLA Customer Report

Customer LLG\_Production  
Database ID 148

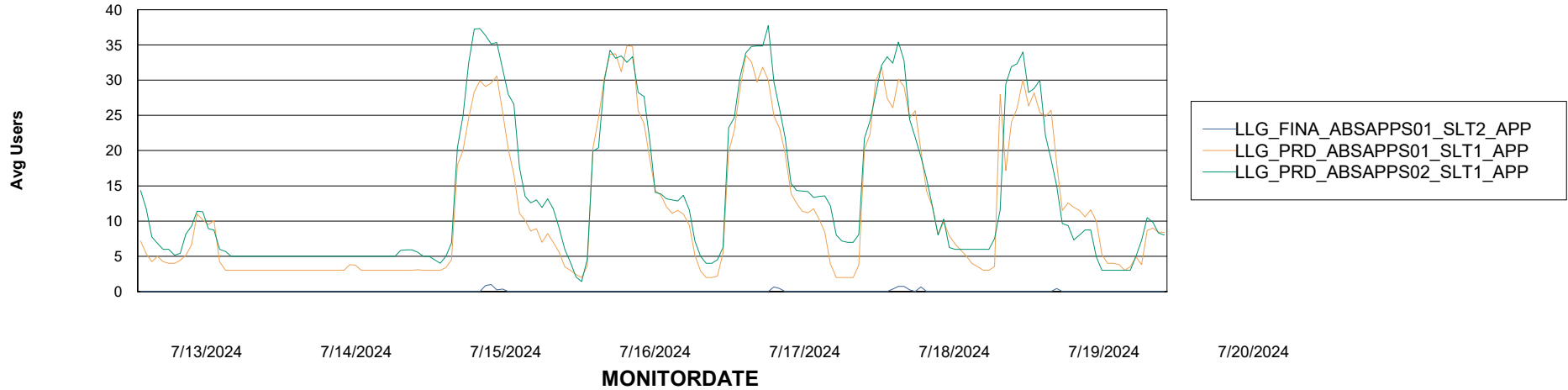


## ABSSolute Application Server Services

### Avg memory used per ABS Server Service



### Avg users per day per ABS server



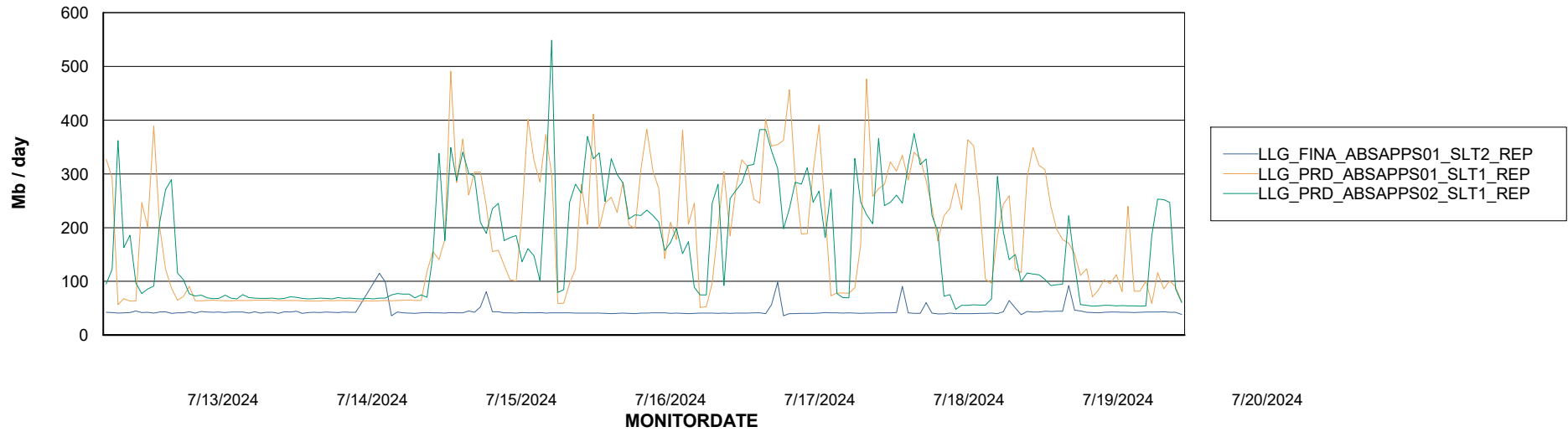
# Weekly SLA Customer Report

Customer LLG\_Production  
Database ID 148



## ABSSolute Application ReportServer Services

### Avg memory used per ReportServer Service



### Disaster per ABS component

