

Weekly SLA Customer Report

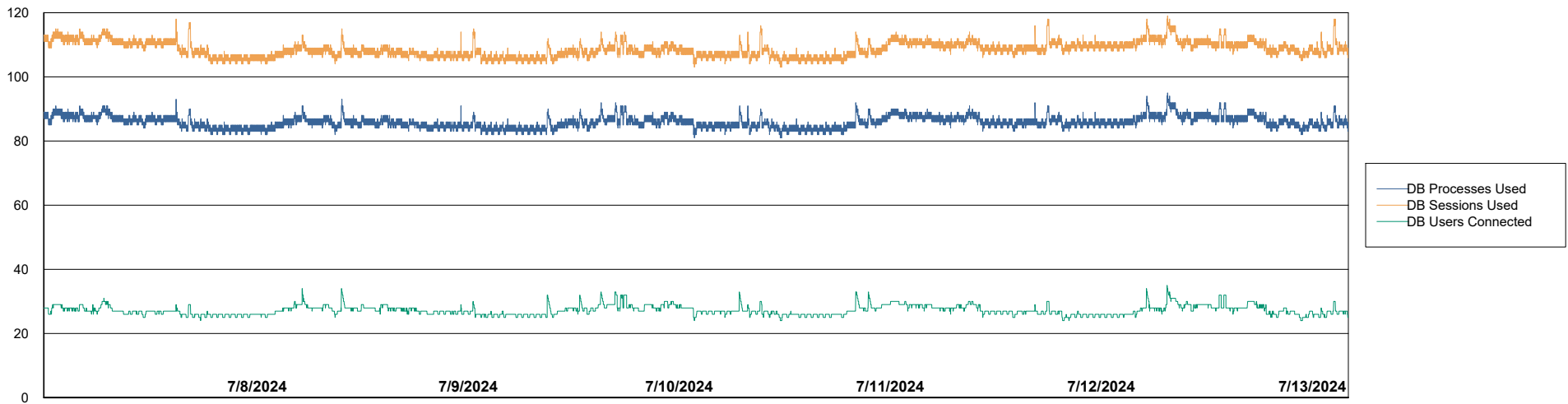
Customer RAS_Production
 Database ID 189



Harddisk Usage RAS_PRD_NEDLIN-ST-APP01

	Free disk space on C: (%)	Total disk space on C: (Gb)	Used disk space on C: (Gb)	Free disk space on D: (%)	Total disk space on D: (Gb)	Used disk space on D: (Gb)	Free disk space on E: (%)	Total disk space on E: (Gb)	Used disk space on E: (Gb)
7/13/2024	41	249	147	23	310	238	88	100	12
7/12/2024	42	249	146	28	310	223	88	100	12
7/11/2024	42	249	145	28	310	223	88	100	12
7/10/2024	42	249	144	28	310	223	88	100	12
7/9/2024	43	249	143	28	310	223	88	100	12
7/8/2024	43	249	143	28	310	223	88	100	12
7/7/2024	43	249	142	28	310	223	87	100	13

Database Performance RAS_PRD_NEDLIN-ST-APP01_ABS1



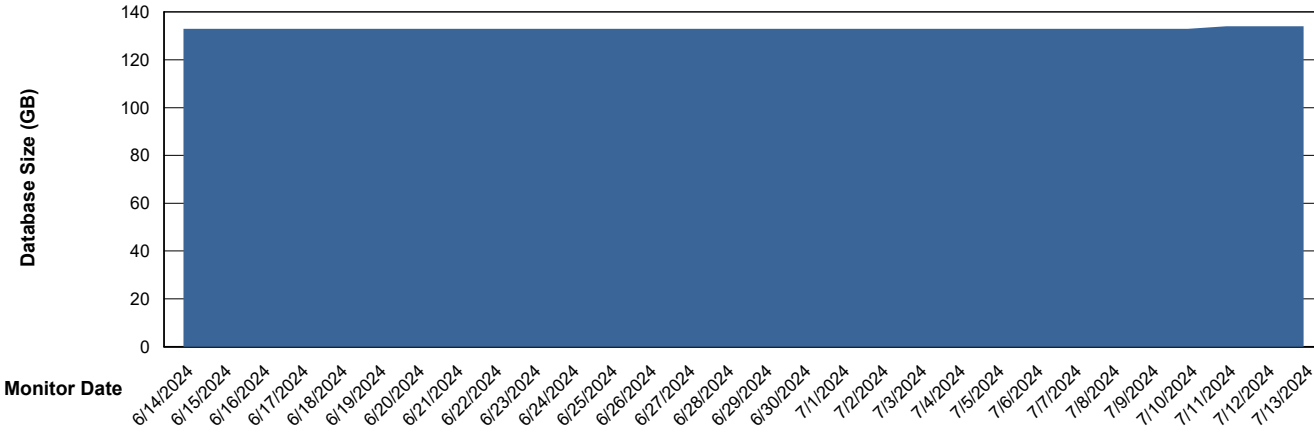
Weekly SLA Customer Report

Customer RAS_Production
 Database ID 189



DATABASE SIZE RAS_PRD_NEDLIN-ST-APP01_ABS1

Database growth over last month



Database Tablespace RAS_PRD_NEDLIN-ST-APP01_ABS1

Date	Tablespace Name	Filesize (Gb)	Usedsize (Gb)	Percentage free
7/13/2024	ABSDATA	60	35	42
	INDX	128	89	30
7/12/2024	ABSDATA	60	35	42
	INDX	128	89	30
7/11/2024	ABSDATA	60	35	42
	INDX	128	89	30
7/10/2024	ABSDATA	60	35	42
	INDX	128	89	31
7/9/2024	ABSDATA	60	35	42
	INDX	128	89	31
7/8/2024	ABSDATA	60	35	42
	INDX	128	89	31
7/7/2024	ABSDATA	60	35	42
	INDX	128	89	31

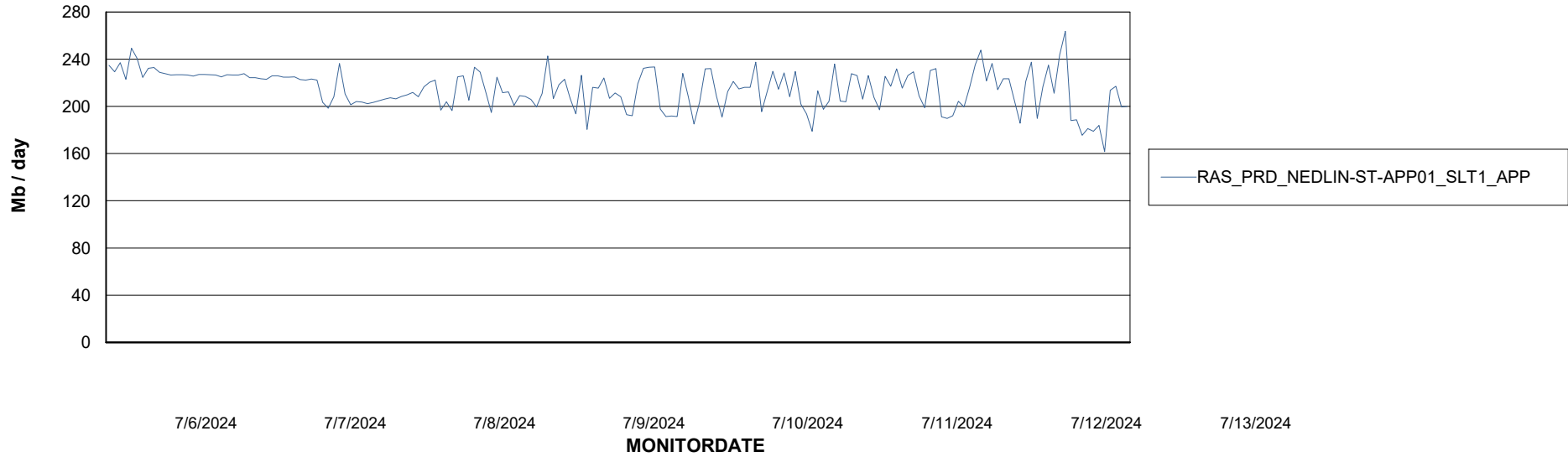
Weekly SLA Customer Report

Customer RAS_Production
Database ID 189

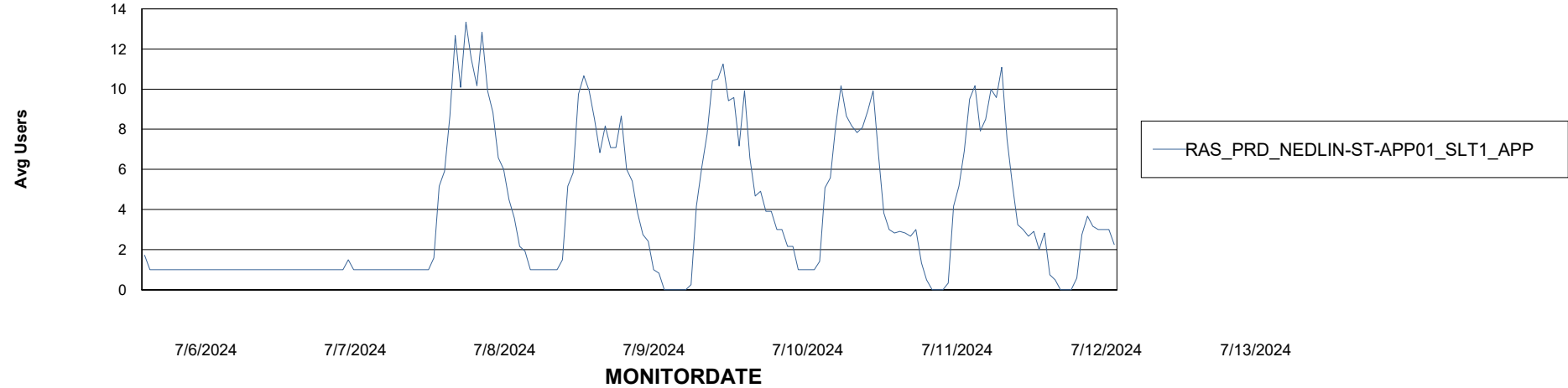


ABSSolute Application Server Services

Avg memory used per ABS Server Service



Avg users per day per ABS server



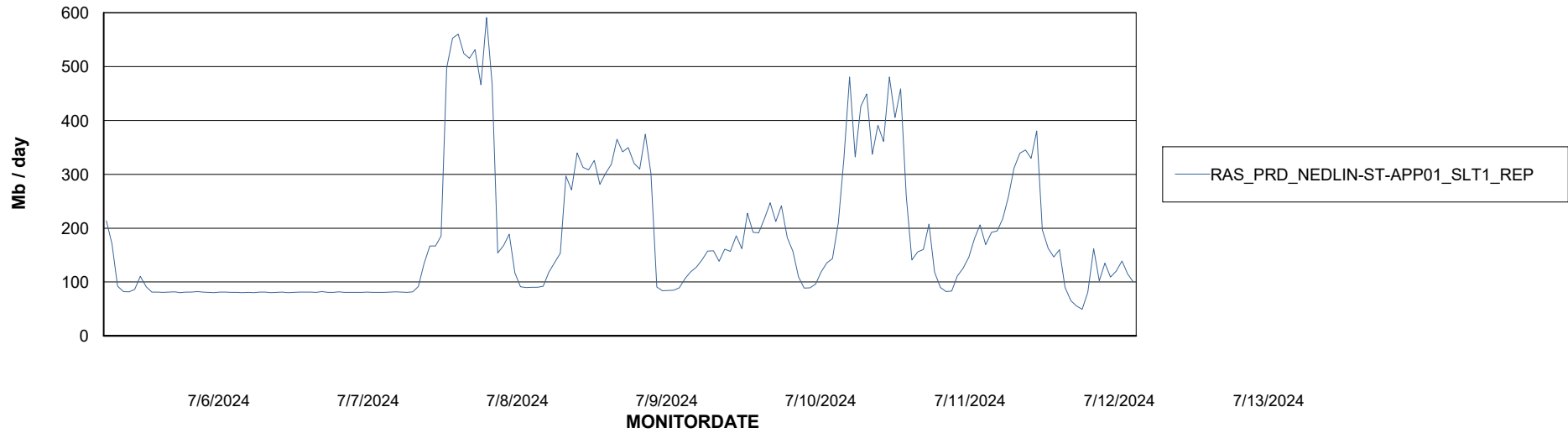
Weekly SLA Customer Report

Customer RAS_Production
Database ID 189



ABSSolute Application ReportServer Services

Avg memory used per ReportServer Service



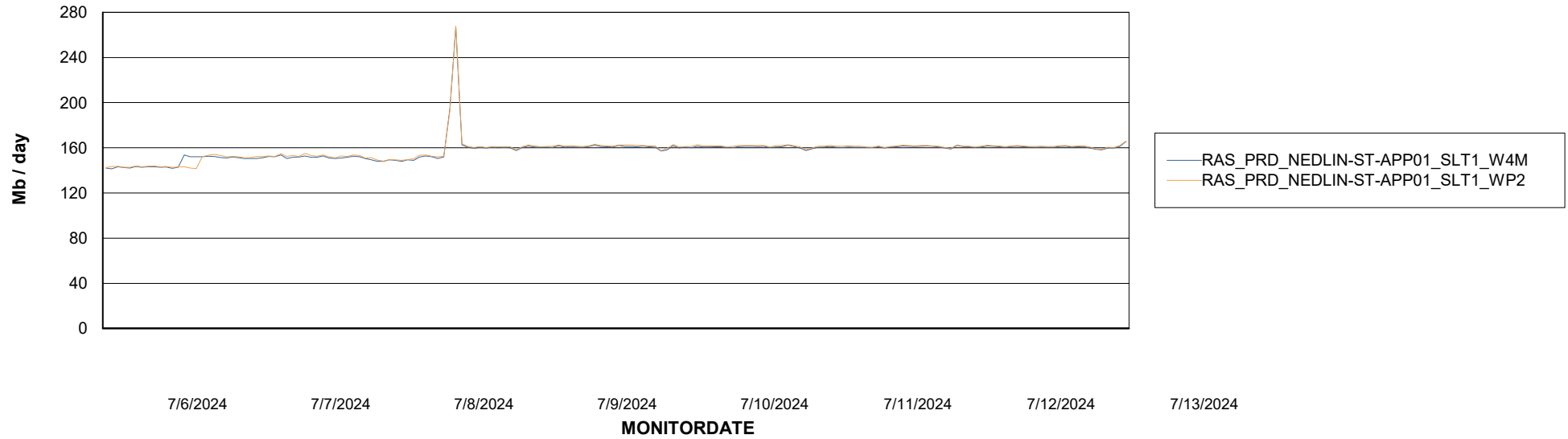
Weekly SLA Customer Report

Customer RAS_Production
Database ID 189



ABSSolute Web Component Services

Avg memory used per ABS Web component



Weekly SLA Customer Report

Customer RAS_Production
Database ID 189



Disaster per ABS component

