

Weekly SLA Customer Report

Customer LLG_Production
Database ID 148



Harddisk Usage LLG_ABSAPPS01

	Free disk space on C: (%)	Total disk space on C: (Gb)	Used disk space on C: (Gb)	Free disk space on D: (%)	Total disk space on D: (Gb)	Used disk space on D: (Gb)
7/13/2024	90	500	50	98	393	8
7/12/2024	90	500	50	98	393	8
7/11/2024	90	500	50	98	393	8
7/10/2024	90	500	50	98	393	7
7/9/2024	90	500	50	98	393	7
7/8/2024	90	500	51	98	393	7
7/7/2024	90	500	52	98	393	7

Harddisk Usage LLG_ABSApps02

	Free disk space on C: (%)	Total disk space on C: (Gb)	Used disk space on C: (Gb)	Free disk space on D: (%)	Total disk space on D: (Gb)	Used disk space on D: (Gb)
7/13/2024	93	500	34	96	393	14
7/12/2024	93	500	35	96	393	14
7/11/2024	93	500	35	96	393	14
7/10/2024	93	500	35	96	393	14
7/9/2024	93	500	35	96	393	14
7/8/2024	93	500	35	96	393	14
7/7/2024	93	500	35	96	393	14

Weekly SLA Customer Report

Customer LLG_Production
Database ID 148



Harddisk Usage LLG_ABSBI01

	Free disk space on C: (%)	Total disk space on C: (Gb)	Used disk space on C: (Gb)	Free disk space on D: (%)	Total disk space on D: (Gb)	Used disk space on D: (Gb)
7/13/2024	84	446	70	91	2,681	235
7/12/2024	84	446	69	91	2,681	235
7/11/2024	84	446	69	91	2,681	235
7/10/2024	84	446	70	91	2,681	235
7/9/2024	84	446	70	91	2,681	235
7/8/2024	84	446	69	91	2,681	235
7/7/2024	84	446	70	91	2,681	237

Harddisk Usage LLG_ABSDB01

	Free disk space on C: (%)	Total disk space on C: (Gb)	Used disk space on C: (Gb)	Free disk space on D: (%)	Total disk space on D: (Gb)	Used disk space on D: (Gb)	Free disk space on E: (%)	Total disk space on E: (Gb)	Used disk space on E: (Gb)
7/13/2024	89	446	51	72	1,605	450	69	1,077	331
7/12/2024	89	446	51	72	1,605	450	69	1,077	329
7/11/2024	89	446	51	72	1,605	450	69	1,077	329
7/10/2024	89	446	51	72	1,605	450	69	1,077	329
7/9/2024	88	446	51	72	1,605	450	69	1,077	330
7/8/2024	88	446	53	72	1,605	450	69	1,077	330
7/7/2024	88	446	53	72	1,605	450	67	1,077	352

Weekly SLA Customer Report

Customer LLG_Production
 Database ID 148



Harddisk Usage LLG_ABSDB02

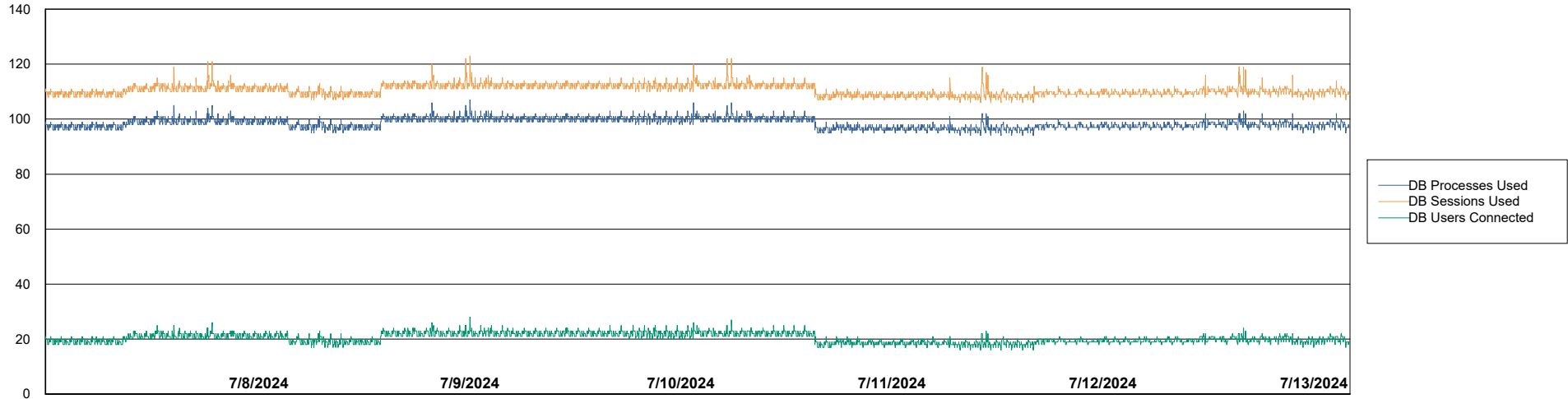
	Free disk space on C: (%)	Total disk space on C: (Gb)	Used disk space on C: (Gb)	Free disk space on D: (%)	Total disk space on D: (Gb)	Used disk space on D: (Gb)	Free disk space on E: (%)	Total disk space on E: (Gb)	Used disk space on E: (Gb)
7/13/2024	77	446	102	64	1,605	576	83	1,077	178
7/12/2024	77	446	102	64	1,605	576	84	1,077	176
7/11/2024	77	446	102	64	1,605	576	84	1,077	175
7/10/2024	77	446	102	64	1,605	576	84	1,077	173
7/9/2024	77	446	102	64	1,605	576	84	1,077	171
7/8/2024	77	446	102	64	1,605	576	72	1,077	307
7/7/2024	77	446	102	64	1,605	576	81	1,077	202

Weekly SLA Customer Report

Customer LLG_Production
Database ID 148



Database Performance LLG_ABSBI01_BI_PROD_ABS1



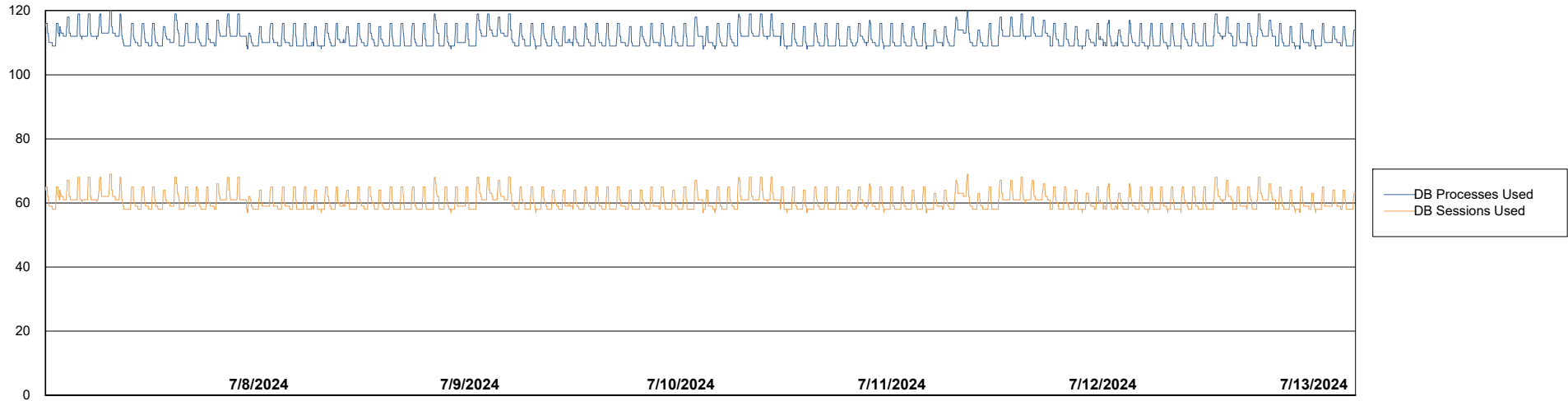
Weekly SLA Customer Report

Customer LLG_Production
Database ID 148



Database Performance LLG_ABSDB02_PROD_HSBABS1

DB Processes Max 0
DB Processes Max 300
DB Processes Max 4

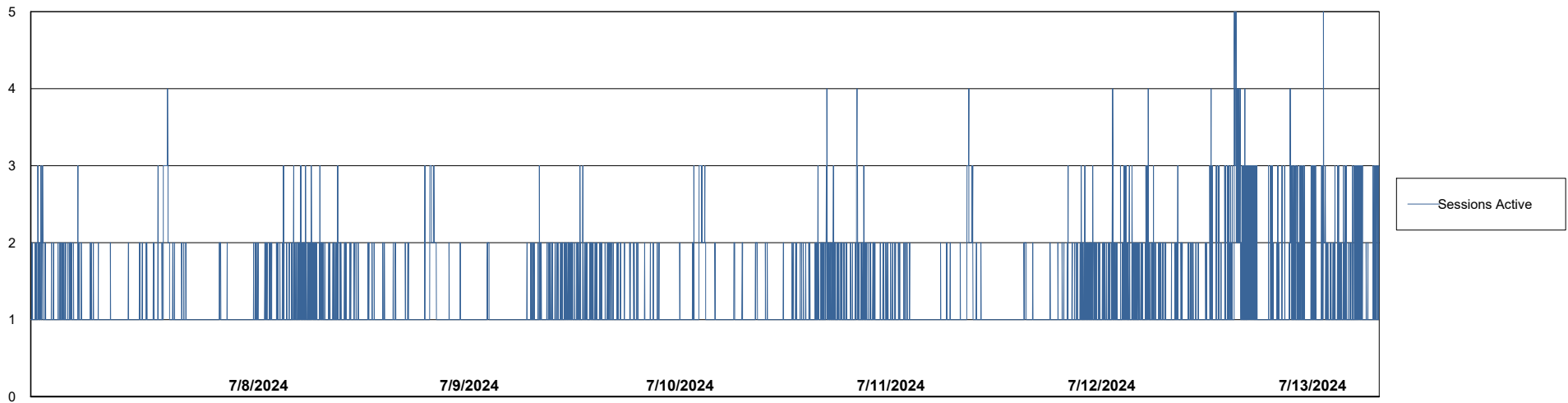
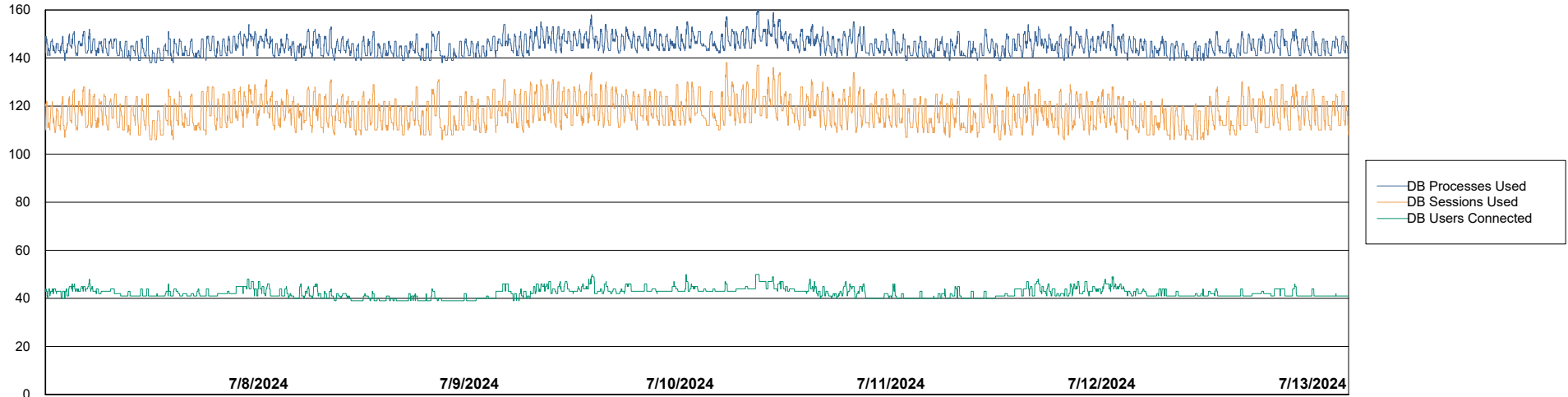


Weekly SLA Customer Report

Customer LLG_Production
Database ID 148



Database Performance LLG_ABSDB1_PROD_ABS1



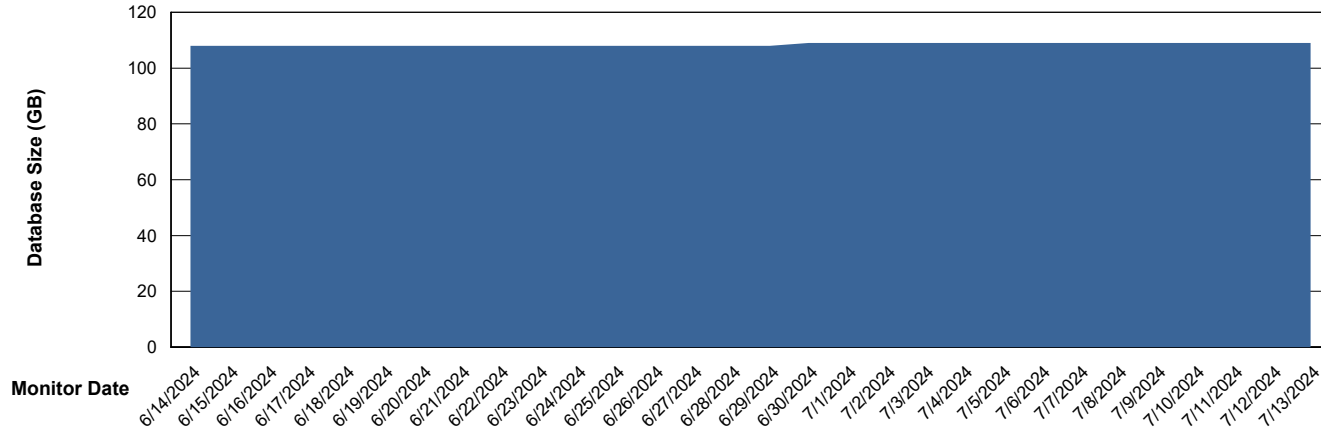
Weekly SLA Customer Report

Customer LLG_Production
Database ID 148



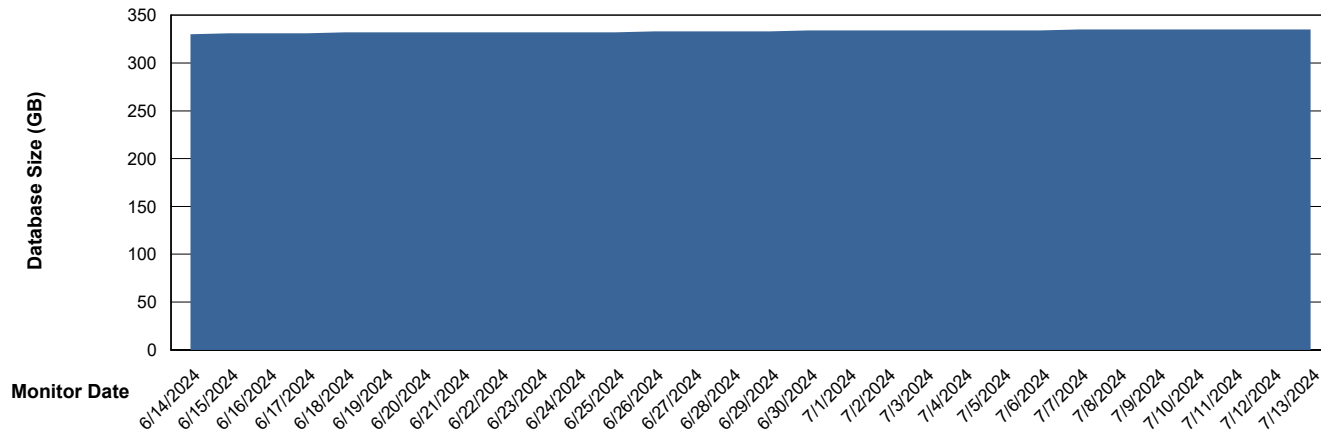
DATABASE SIZE LLG_ABSBI01_BI_PROD_ABS1

Database growth over last month



DATABASE SIZE LLG_ABSDB1_PROD_ABS1

Database growth over last month



Weekly SLA Customer Report

Customer LLG_Production
Database ID 148



Database Tablespace LLG_ABSBI01_BI_PROD_ABS1

Date	Tablespace Name	Filesize (Gb)	Usedsize (Gb)	Percentage free
7/13/2024	ABSDATA	64	45	29
	INDX	72	56	22
7/12/2024	ABSDATA	64	45	29
	INDX	72	56	22
7/11/2024	ABSDATA	64	45	30
	INDX	72	56	22
7/10/2024	ABSDATA	64	45	30
	INDX	72	56	22
7/9/2024	ABSDATA	64	45	30
	INDX	72	56	22
7/8/2024	ABSDATA	64	45	30
	INDX	72	56	22
7/7/2024	ABSDATA	64	45	30
	INDX	72	56	22

Weekly SLA Customer Report

Customer LLG_Production
 Database ID 148



Database Tablespace LLG_ABSDB1_PROD_ABS1

Date	Tablespace Name	Filesize (Gb)	Usedsize (Gb)	Percentage free
7/13/2024	ABSDATA	178	138	22
	INDX	224	184	18
7/12/2024	ABSDATA	178	138	22
	INDX	224	184	18
7/11/2024	ABSDATA	178	138	23
	INDX	224	184	18
7/10/2024	ABSDATA	178	138	23
	INDX	224	184	18
7/9/2024	ABSDATA	178	138	23
	INDX	224	184	18
7/8/2024	ABSDATA	178	138	23
	INDX	224	184	18
7/7/2024	ABSDATA	178	138	23
	INDX	224	184	18

BI Status and last ETL error for LLG_ABSBI01_BI_PROD_ABS1

	Mon 8/7/2024	Tue 9/7/2024	Wed 10/7/2024	Thu 11/7/2024	Fri 12/7/2024	Sat 13/7/2024
ABS DataWarehouse ETL Health	OK	OK	OK	OK	OK	OK
ABS DWHStaging ETL Health	OK	OK	OK	OK	OK	OK

Weekly SLA Customer Report

Customer LLG_Production
Database ID 148



BI last ETL error for	LLG_ABSBI01_BI_PROD_ABS1
-----------------------	--------------------------

Thu, 11-07-2024	None
Sat, 13-07-2024	None
Thu, 11-07-2024	None
Sat, 13-07-2024	None
Tue, 9-07-2024	None
Sun, 7-07-2024	None
Mon, 8-07-2024	None
Fri, 12-07-2024	None
Mon, 8-07-2024	None
Tue, 9-07-2024	None
Wed, 10-07-2024	None
Fri, 12-07-2024	None
Sun, 7-07-2024	None
Wed, 10-07-2024	None

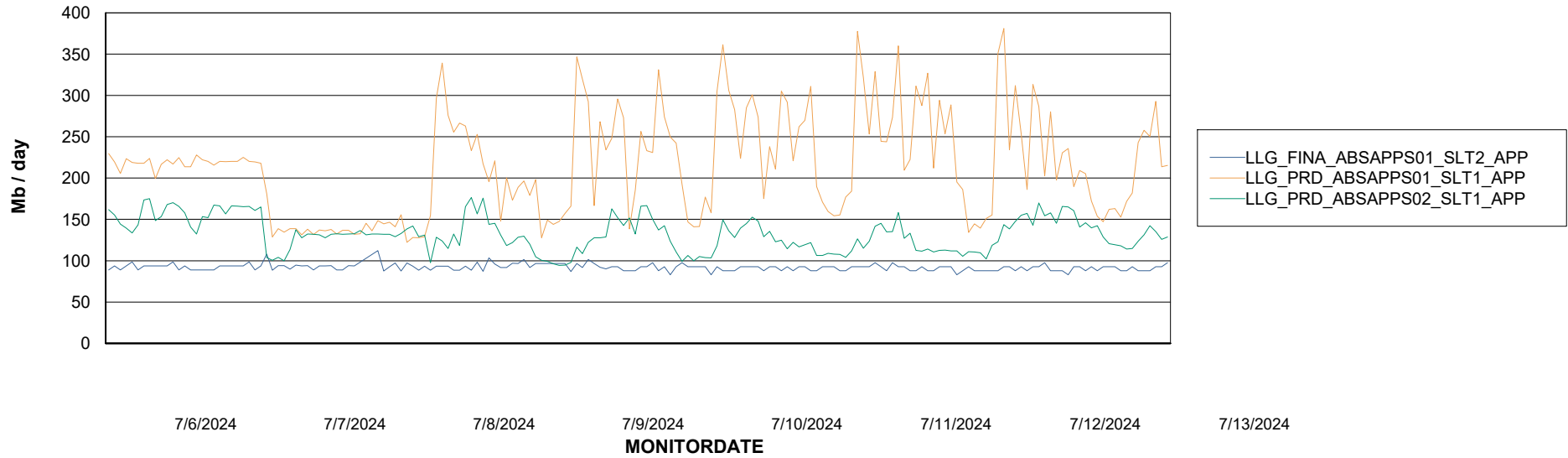
Weekly SLA Customer Report

Customer LLG_Production
Database ID 148

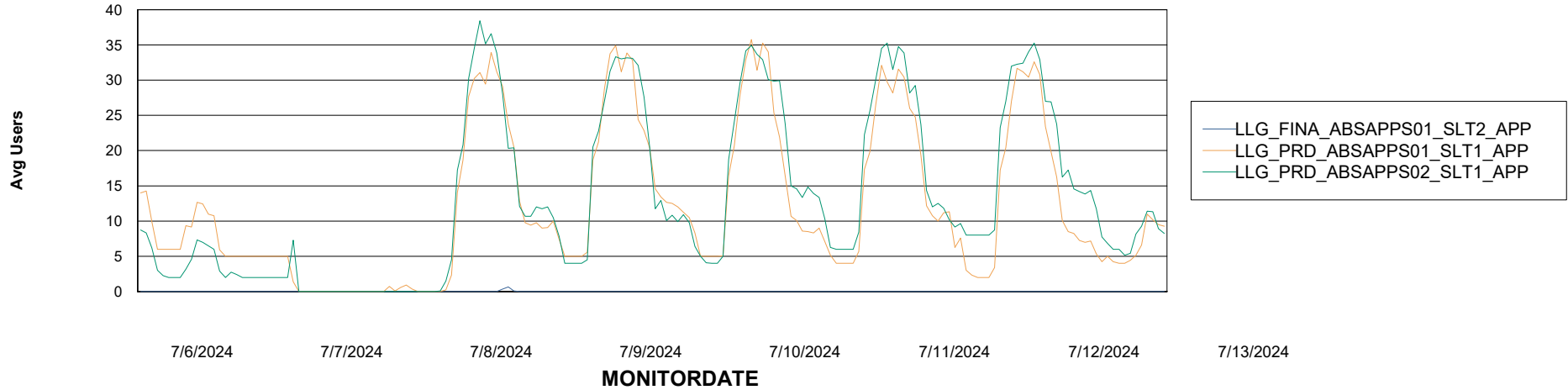


ABSSolute Application Server Services

Avg memory used per ABS Server Service



Avg users per day per ABS server



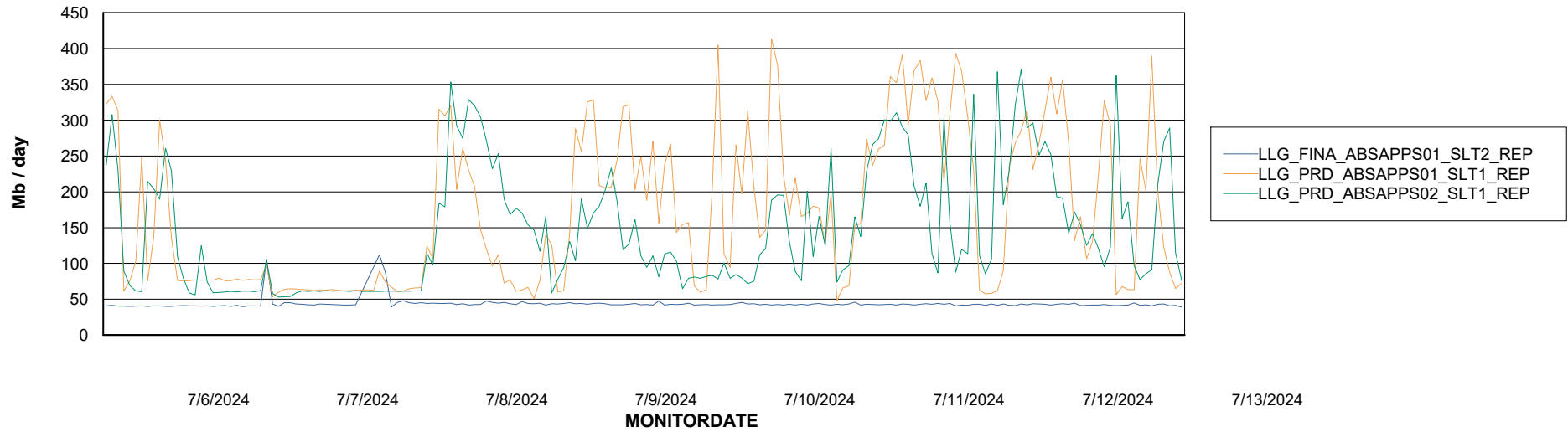
Weekly SLA Customer Report

Customer LLG_Production
Database ID 148



ABSSolute Application ReportServer Services

Avg memory used per ReportServer Service



Disaster per ABS component

