

Weekly SLA Customer Report

Customer SPI_Production
Database ID 49



Harddisk Usage SPI_PRD_SRV2016-SW1

	Free disk space on C: (%)	Total disk space on C: (Gb)	Used disk space on C: (Gb)	Free disk space on D: (%)	Total disk space on D: (Gb)	Used disk space on D: (Gb)
7/6/2024	42	79	46	55	100	45
7/5/2024	42	79	46	55	100	45
7/4/2024	42	79	46	55	100	45
7/3/2024	42	79	46	55	100	45
7/2/2024	42	79	46	55	100	45
7/1/2024	42	79	46	55	100	45
6/30/2024	42	79	46	55	100	45

Harddisk Usage SPI_PRD_SRV2016-SW2

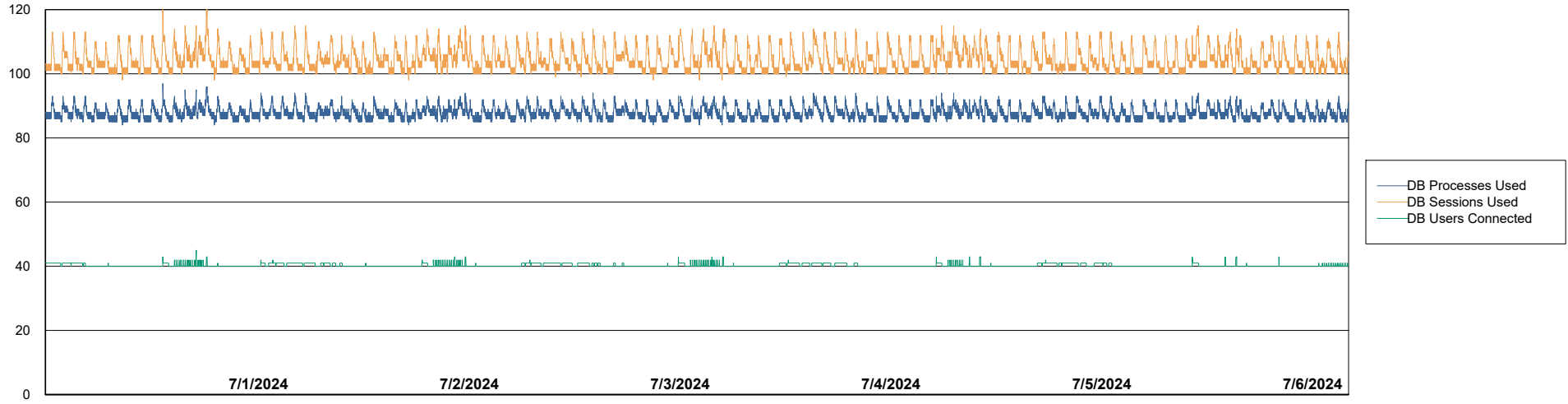
	Free disk space on C: (%)	Total disk space on C: (Gb)	Used disk space on C: (Gb)	Free disk space on D: (%)	Total disk space on D: (Gb)	Used disk space on D: (Gb)
7/6/2024	44	79	44	59	150	62
7/5/2024	45	79	44	59	150	62
7/4/2024	45	79	44	59	150	62
7/3/2024	45	79	44	59	150	62
7/2/2024	45	79	44	59	150	62
7/1/2024	45	79	44	59	150	62
6/30/2024	45	79	44	59	150	62

Weekly SLA Customer Report

Customer SPI_Production
Database ID 49



Database Performance SPI_PRD_SRV2016-SW1_ABS1



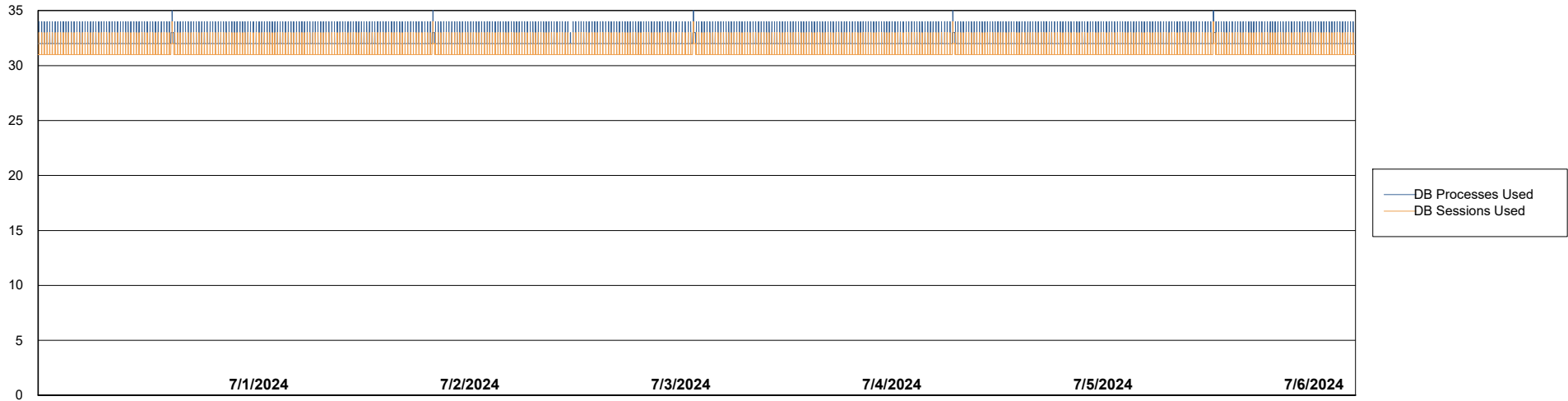
Weekly SLA Customer Report

Customer SPI_Production
Database ID 49



Database Performance SPI_PRD_SRV2016-SW2_HSBABS1

DB Processes Max 500



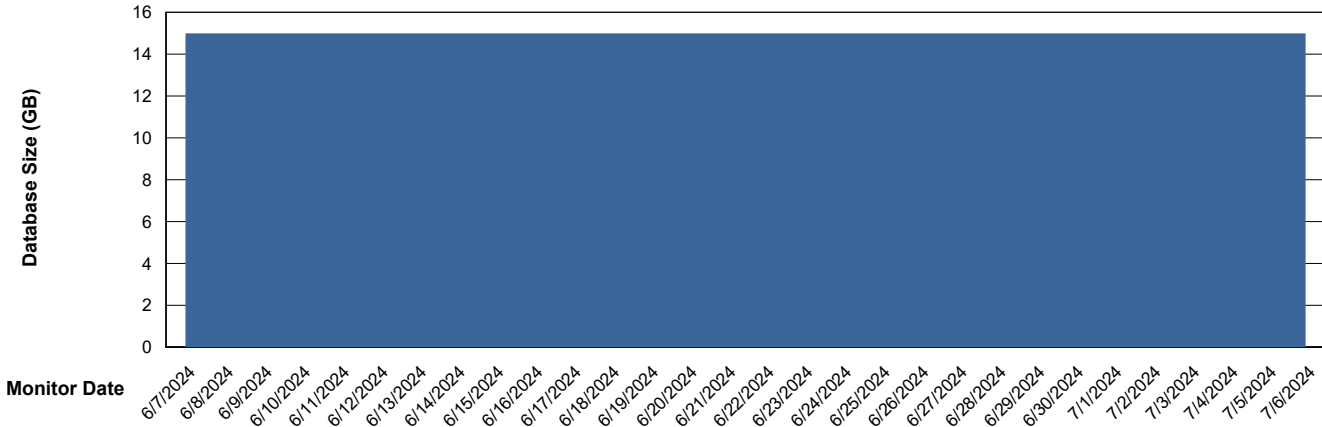
Weekly SLA Customer Report

Customer SPI_Production
 Database ID 49



DATABASE SIZE SPI_PRD_SRV2016-SW1_ABS1

Database growth over last month



Database Tablespace SPI_PRD_SRV2016-SW1_ABS1

Date	Tablespace Name	Filesize (Gb)	Usedsize (Gb)	Percentage free
7/6/2024	ABSDATA	5	3	41
	INDX	8	5	38
7/5/2024	ABSDATA	5	3	41
	INDX	8	5	38
7/4/2024	ABSDATA	5	3	41
	INDX	8	5	38
7/3/2024	ABSDATA	5	3	41
	INDX	8	5	38
7/2/2024	ABSDATA	5	3	41
	INDX	8	5	38
7/1/2024	ABSDATA	5	3	41
	INDX	8	5	38
6/30/2024	ABSDATA	5	3	41
	INDX	8	5	38

Weekly SLA Customer Report

Customer SPI_Production
Database ID 49



Standby Database Health SPI_Production

Recovery lag for last 7 days

