

# Weekly SLA Customer Report

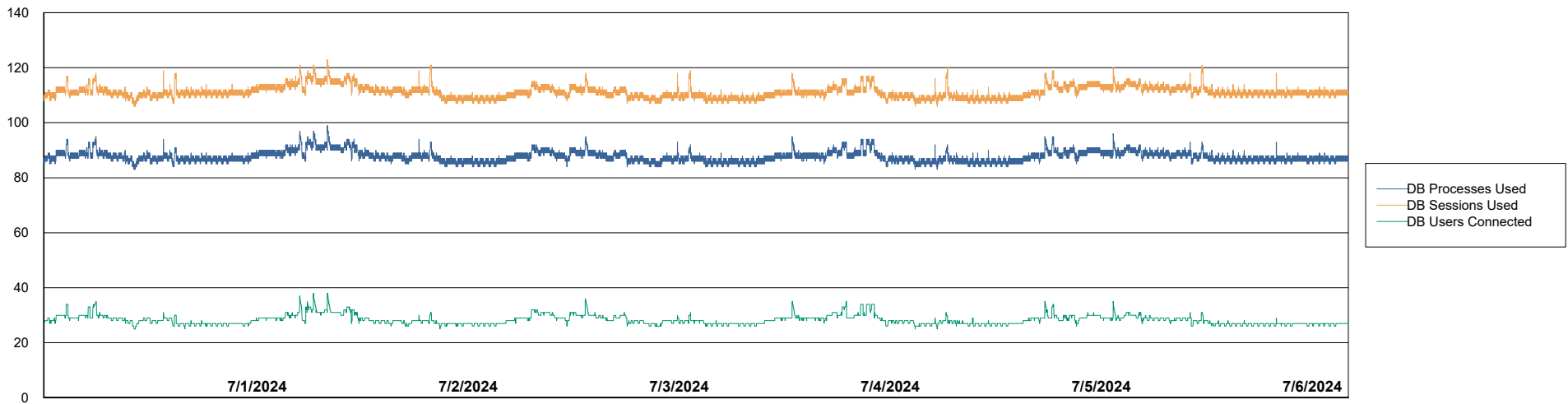
Customer RAS\_Production  
 Database ID 189



Harddisk Usage RAS\_PRD\_NEDLIN-ST-APP01

	Free disk space on C: (%)	Total disk space on C: (Gb)	Used disk space on C: (Gb)	Free disk space on D: (%)	Total disk space on D: (Gb)	Used disk space on D: (Gb)	Free disk space on E: (%)	Total disk space on E: (Gb)	Used disk space on E: (Gb)
7/6/2024	43	249	143	28	310	224	87	100	13
7/5/2024	43	249	143	28	310	223	87	100	13
7/4/2024	43	249	142	28	310	223	87	100	13
7/3/2024	43	249	141	28	310	223	87	100	13
7/2/2024	44	249	141	28	310	223	87	100	13
7/1/2024	44	249	140	28	310	223	87	100	13
6/30/2024	44	249	140	28	310	223	87	100	13

Database Performance RAS\_PRD\_NEDLIN-ST-APP01\_ABS1



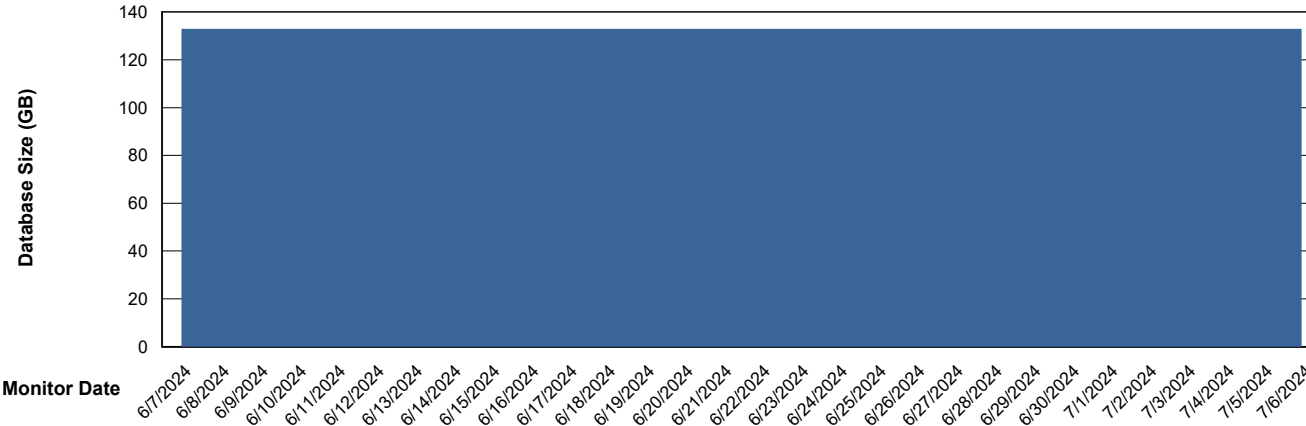
# Weekly SLA Customer Report

Customer RAS\_Production  
 Database ID 189



DATABASE SIZE RAS\_PRD\_NEDLIN-ST-APP01\_ABS1

## Database growth over last month



Database Tablespace RAS\_PRD\_NEDLIN-ST-APP01\_ABS1

Date	Tablespace Name	Filesize (Gb)	Usedsize (Gb)	Percentage free
7/6/2024	ABSDATA	60	35	42
	INDX	128	89	31
7/5/2024	ABSDATA	60	35	42
	INDX	128	89	31
7/4/2024	ABSDATA	60	35	42
	INDX	128	89	31
7/3/2024	ABSDATA	60	35	42
	INDX	128	89	31
7/2/2024	ABSDATA	60	35	42
	INDX	128	89	31
7/1/2024	ABSDATA	60	35	42
	INDX	128	89	31
6/30/2024	ABSDATA	60	35	42
	INDX	128	89	31

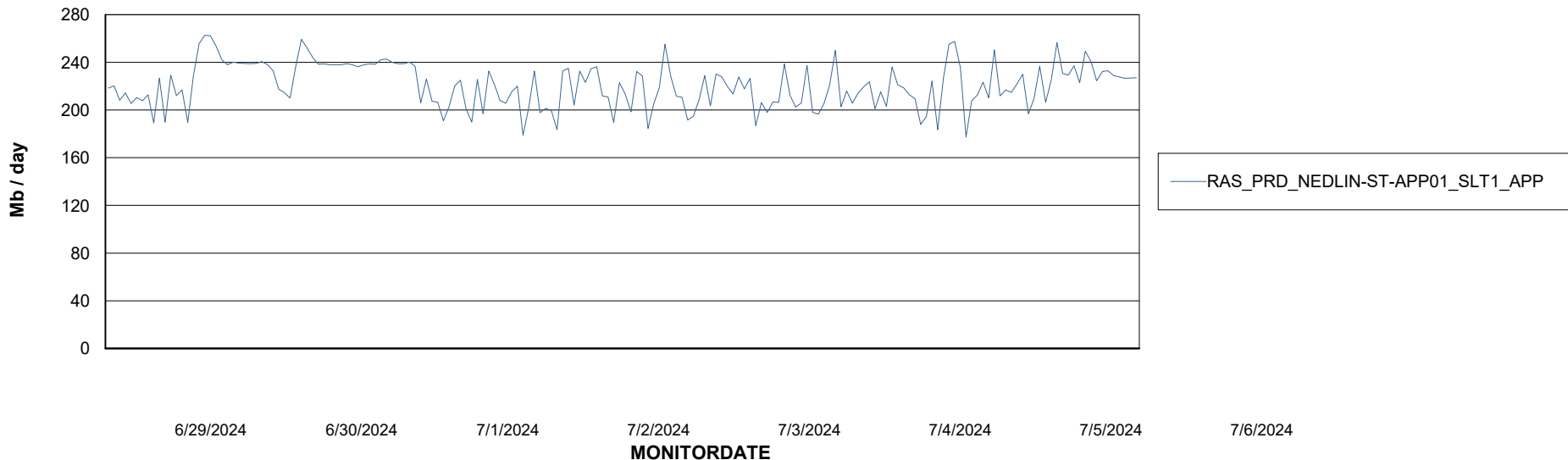
# Weekly SLA Customer Report

Customer RAS\_Production  
Database ID 189

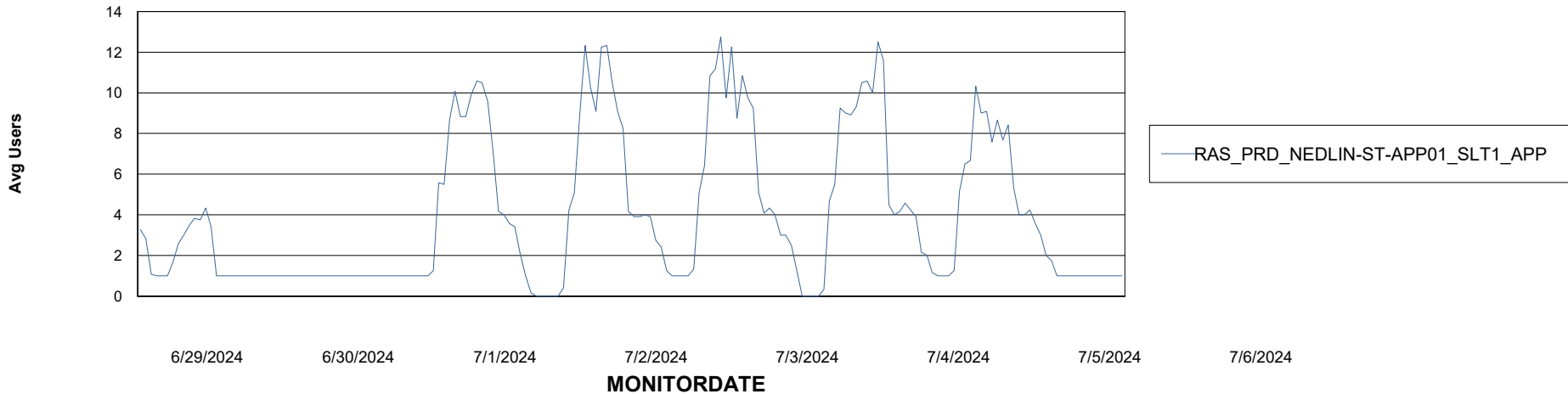


## ABSSolute Application Server Services

### Avg memory used per ABS Server Service



### Avg users per day per ABS server



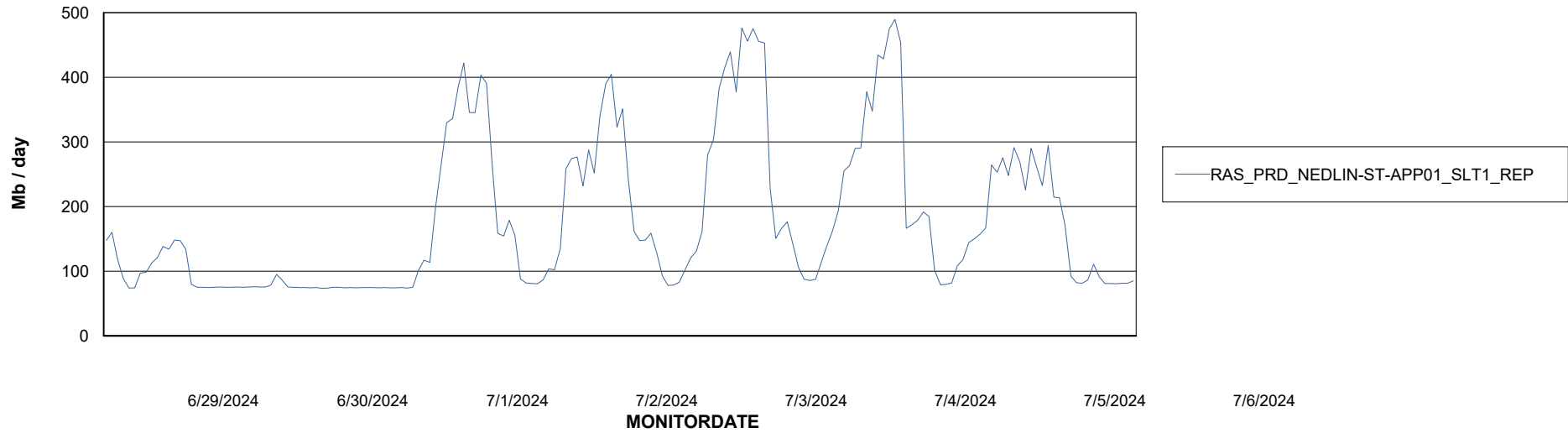
# Weekly SLA Customer Report

Customer RAS\_Production  
Database ID 189



## ABSSolute Application ReportServer Services

### Avg memory used per ReportServer Service



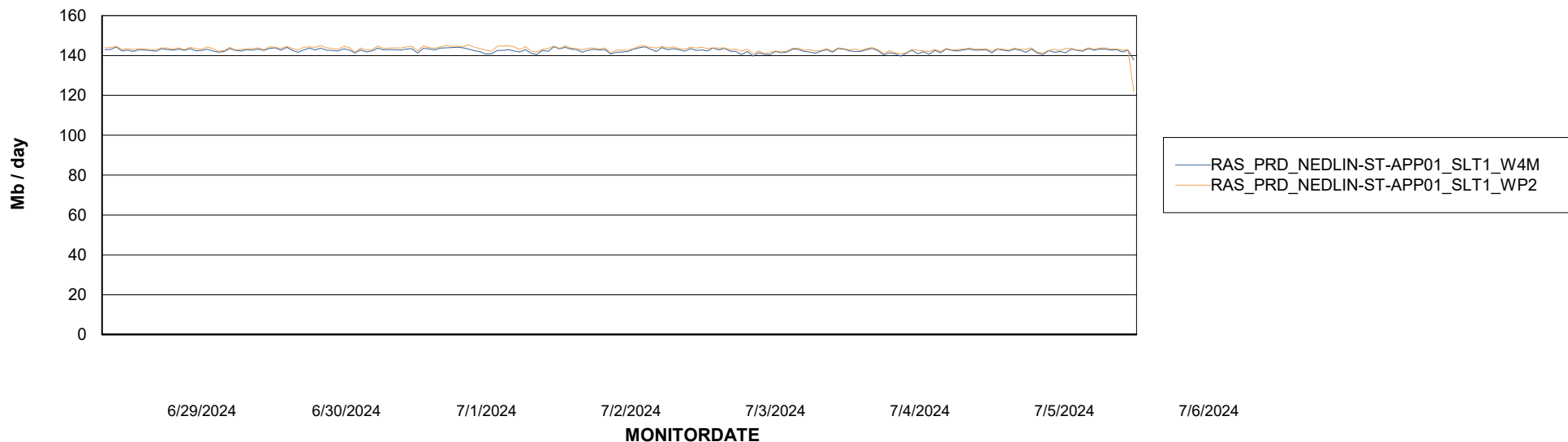
# Weekly SLA Customer Report

Customer RAS\_Production  
Database ID 189



## ABSSolute Web Component Services

### Avg memory used per ABS Web component



# Weekly SLA Customer Report

Customer RAS\_Production  
Database ID 189



## Disaster per ABS component

