

Weekly SLA Customer Report

Customer NIX_Production
 Database ID 51



Harddisk Usage NIX_PRD_ABSAPP01

	Free disk space on C: (%)	Total disk space on C: (Gb)	Used disk space on C: (Gb)	Free disk space on E: (%)	Total disk space on E: (Gb)	Used disk space on E: (Gb)
7/6/2024	70	207	61	100	98	0
7/5/2024	70	207	61	100	98	0
7/4/2024	70	207	61	100	98	0
7/3/2024	70	207	61	100	98	0
7/2/2024	70	207	62	100	98	0
7/1/2024	70	207	61	100	98	0
6/30/2024	70	207	61	100	98	0

Harddisk Usage NIX_PRD_ABSAPP04

	Free disk space on C: (%)	Total disk space on C: (Gb)	Used disk space on C: (Gb)
7/6/2024	42	127	74
7/5/2024	42	127	74
7/4/2024	42	127	73
7/3/2024	42	127	73
7/2/2024	42	127	73
7/1/2024	42	127	73
6/30/2024	41	127	74

Weekly SLA Customer Report

Customer NIX_Production
 Database ID 51



Harddisk Usage NIX_PRD_ABSBI

	Free disk space on C: (%)	Total disk space on C: (Gb)	Used disk space on C: (Gb)	Free disk space on E: (%)	Total disk space on E: (Gb)	Used disk space on E: (Gb)
7/6/2024	61	179	70	45	700	387
7/5/2024	61	179	70	45	700	385
7/4/2024	61	179	70	45	700	385
7/3/2024	61	179	70	45	700	385
7/2/2024	61	179	70	45	700	385
7/1/2024	61	179	70	45	700	385
6/30/2024	61	179	71	46	700	376

Harddisk Usage NIX_PRD_ABSDB01

	Free disk space on C: (%)	Total disk space on C: (Gb)	Used disk space on C: (Gb)	Free disk space on D: (%)	Total disk space on D: (Gb)	Used disk space on D: (Gb)	Free disk space on E: (%)	Total disk space on E: (Gb)	Used disk space on E: (Gb)	Free disk space on F: (%)
7/6/2024	64	554	197	42	586	337	42	605	349	24
7/5/2024	64	554	200	42	586	337	42	605	349	23
7/4/2024	64	554	199	42	586	337	42	605	349	22
7/3/2024	64	554	201	42	586	337	42	605	349	23
7/2/2024	70	554	166	42	586	337	42	605	349	24
7/1/2024	60	554	221	42	586	337	42	605	349	25
6/30/2024	64	554	199	42	586	337	42	605	349	24

Weekly SLA Customer Report

Customer NIX_Production
 Database ID 51



Harddisk Usage NIX_PRD_ABSDB02

	Free disk space on C: (%)	Total disk space on C: (Gb)	Used disk space on C: (Gb)	Free disk space on D: (%)	Total disk space on D: (Gb)	Used disk space on D: (Gb)	Free disk space on E: (%)	Total disk space on E: (Gb)	Used disk space on E: (Gb)	Free disk space on F: (%)
7/6/2024	87	574	73	37	488	308	49	684	349	87
7/5/2024	87	574	73	37	488	308	49	684	348	87
7/4/2024	87	574	73	37	488	308	49	684	348	87
7/3/2024	87	574	73	37	488	308	49	684	348	86
7/2/2024	87	574	73	37	488	308	49	684	349	87
7/1/2024	87	574	73	37	488	308	49	684	348	88
6/30/2024	87	574	73	37	488	308	49	684	348	88

Harddisk Usage NIX_PRD_ABSWEB02

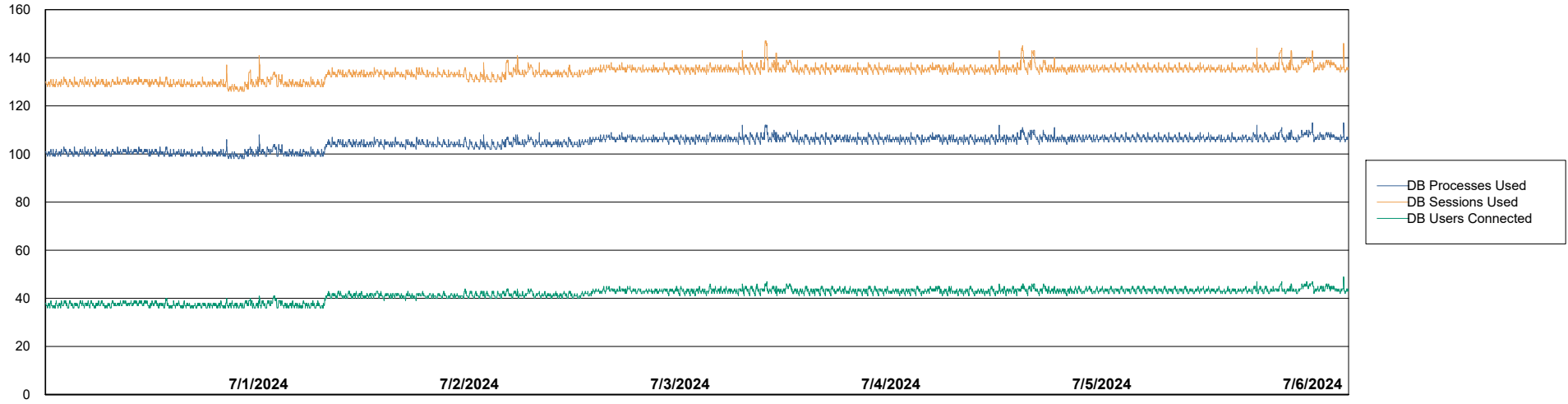
	Free disk space on C: (%)	Total disk space on C: (Gb)	Used disk space on C: (Gb)
7/6/2024	84	300	47
7/5/2024	84	300	47
7/4/2024	84	300	47
7/3/2024	84	300	47
7/2/2024	84	300	47
7/1/2024	84	300	47
6/30/2024	84	300	47

Weekly SLA Customer Report

Customer NIX_Production
Database ID 51



Database Performance NIX_PRD_ABSBI_ABS1

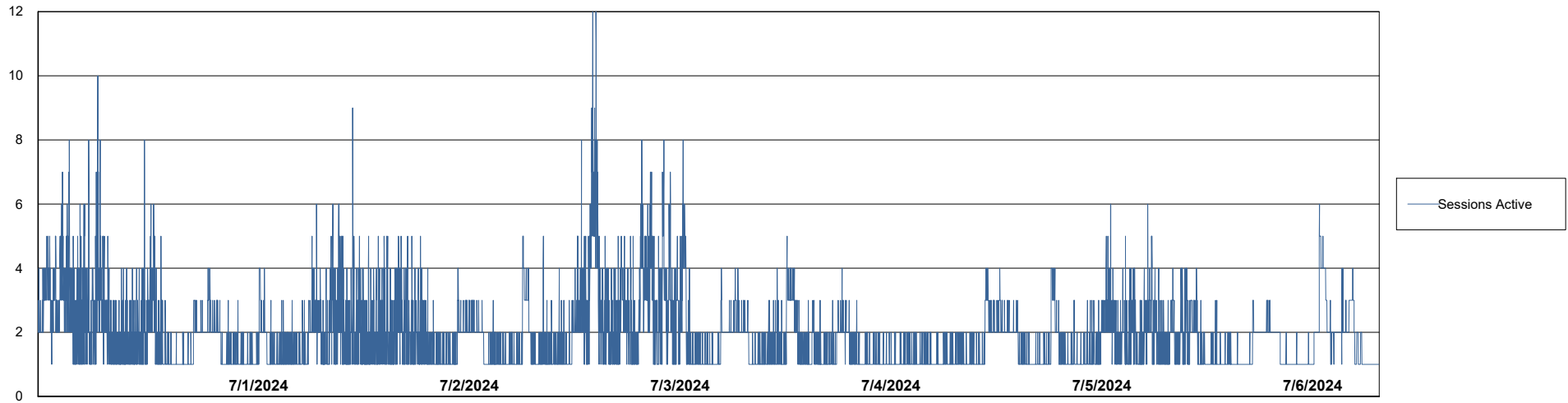
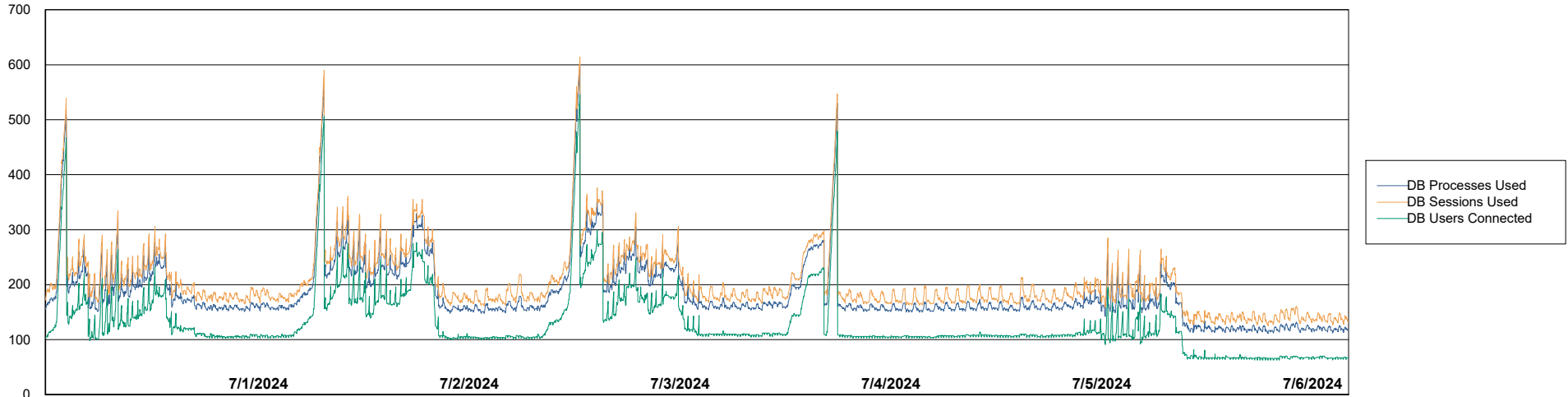


Weekly SLA Customer Report

Customer NIX_Production
Database ID 51



Database Performance NIX_PRD_ABSD01_ABS1



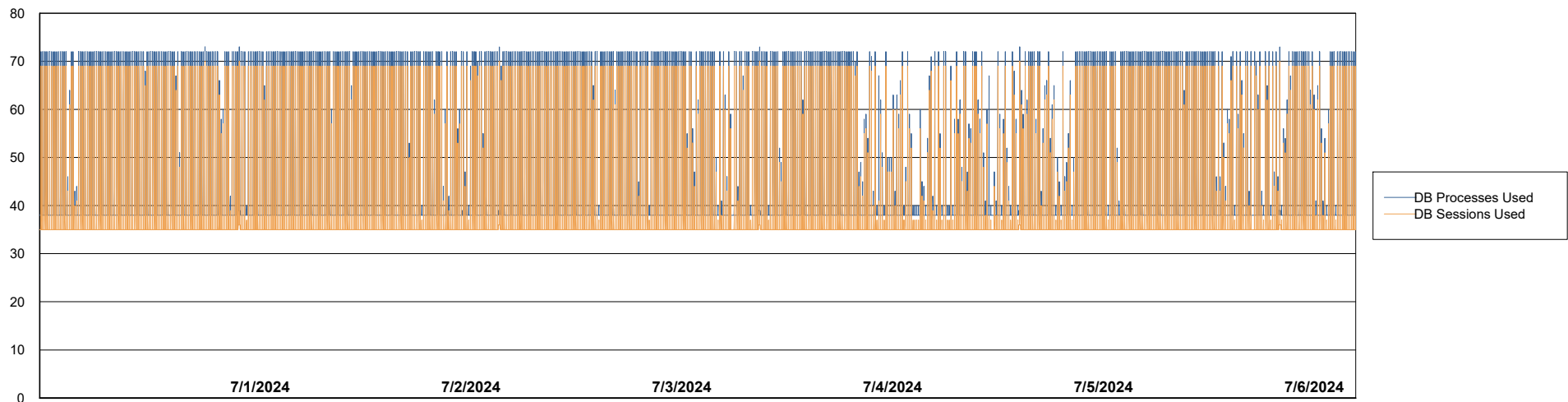
Weekly SLA Customer Report

Customer NIX_Production
Database ID 51



Database Performance NIX_PRD_ABSDB02_HSBABS1

DB Processes Max 300



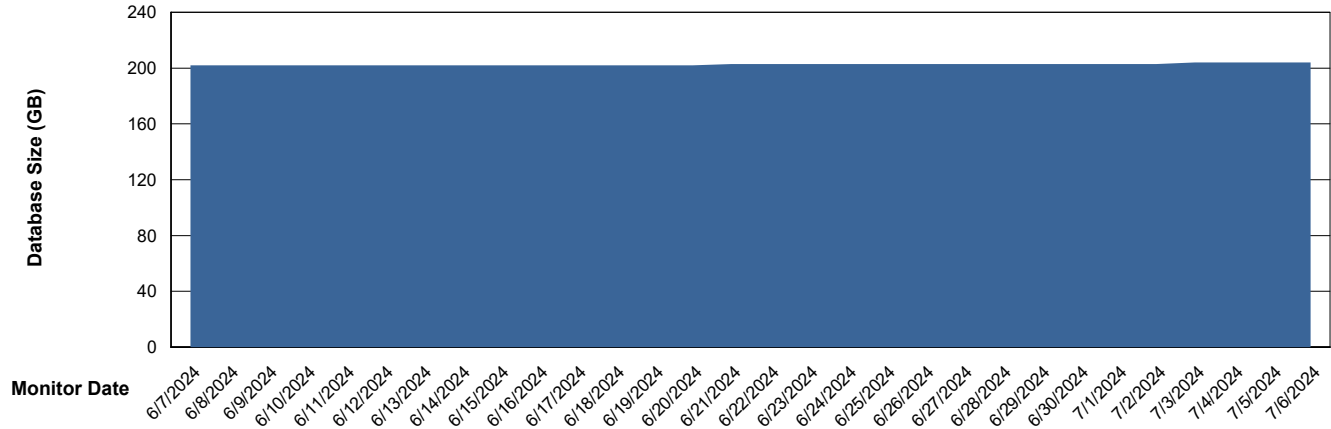
Weekly SLA Customer Report

Customer NIX_Production
Database ID 51



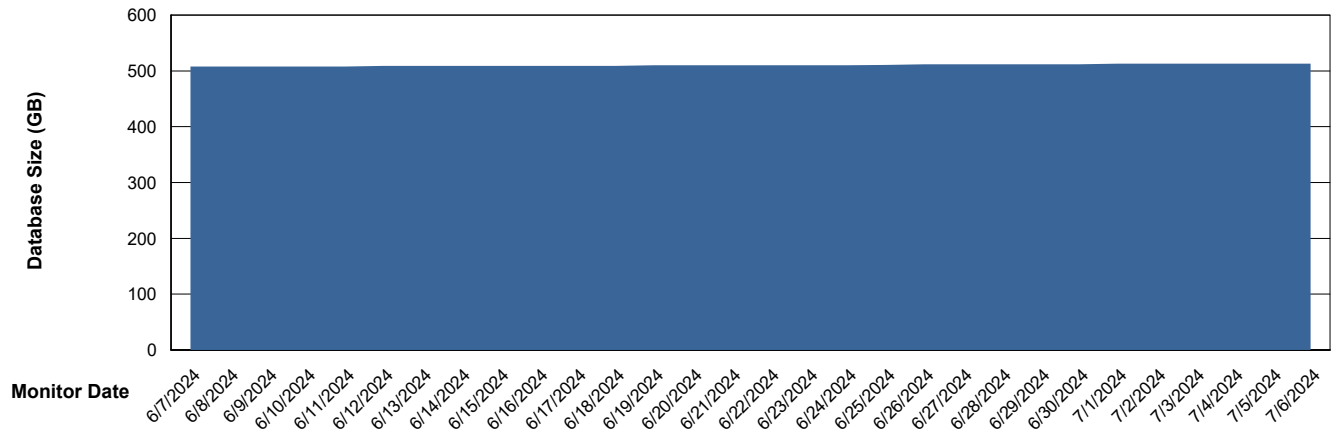
DATABASE SIZE NIX_PRD_ABSBI_ABS1

Database growth over last month



DATABASE SIZE NIX_PRD_ABSDB01_ABS1

Database growth over last month



Weekly SLA Customer Report

Customer NIX_Production
 Database ID 51



Database Tablespace NIX_PRD_ABSBI_ABS1

Date	Tablespace Name	Filesize (Gb)	Usedsize (Gb)	Percentage free
7/6/2024	ABSDATA	111	90	19
	INDX	136	112	17
7/5/2024	ABSDATA	111	90	19
	INDX	136	112	17
7/4/2024	ABSDATA	111	90	19
	INDX	136	112	17
7/3/2024	ABSDATA	111	90	19
	INDX	136	112	17
7/2/2024	ABSDATA	111	90	19
	INDX	136	112	17
7/1/2024	ABSDATA	111	90	19
	INDX	136	112	17
6/30/2024	ABSDATA	111	90	19
	INDX	136	112	18

Weekly SLA Customer Report

Customer NIX_Production
 Database ID 51



Database Tablespace NIX_PRD_ABSD01_ABS1

Date	Tablespace Name	Filesize (Gb)	Usedsize (Gb)	Percentage free
7/6/2024	ABSDATA	249	208	17
	INDX	348	280	20
7/5/2024	ABSDATA	249	208	17
	INDX	348	280	20
7/4/2024	ABSDATA	249	208	17
	INDX	348	280	20
7/3/2024	ABSDATA	249	208	17
	INDX	348	280	20
7/2/2024	ABSDATA	249	208	17
	INDX	348	280	20
7/1/2024	ABSDATA	249	207	17
	INDX	348	280	20
6/30/2024	ABSDATA	249	207	17
	INDX	348	280	20

BI Status and last ETL error for NIX_PRD_ABSBI_ABS1

	Mon 1/7/2024	Tue 2/7/2024	Wed 3/7/2024	Thu 4/7/2024	Fri 5/7/2024	Sat 6/7/2024
ABS DataWarehouse ETL Health	OK	OK	OK	OK	OK	OK
ABS DWHStaging ETL Health	OK	OK	OK	OK	OK	OK

Weekly SLA Customer Report

Customer NIX_Production
Database ID 51



BI last ETL error for NIX_PRD_ABSBI_ABS1

Wed, 3-07-2024	None
Fri, 5-07-2024	None
Tue, 2-07-2024	None
Sat, 6-07-2024	None
Sun, 30-06-2024	None
Mon, 1-07-2024	None
Thu, 4-07-2024	None
Sun, 30-06-2024	None
Thu, 4-07-2024	None
Tue, 2-07-2024	None
Fri, 5-07-2024	None
Wed, 3-07-2024	None
Mon, 1-07-2024	None
Sat, 6-07-2024	None

Weekly SLA Customer Report

Customer NIX_Production
Database ID 51



Standby Database Health NIX_Production

Recovery lag for last 7 days



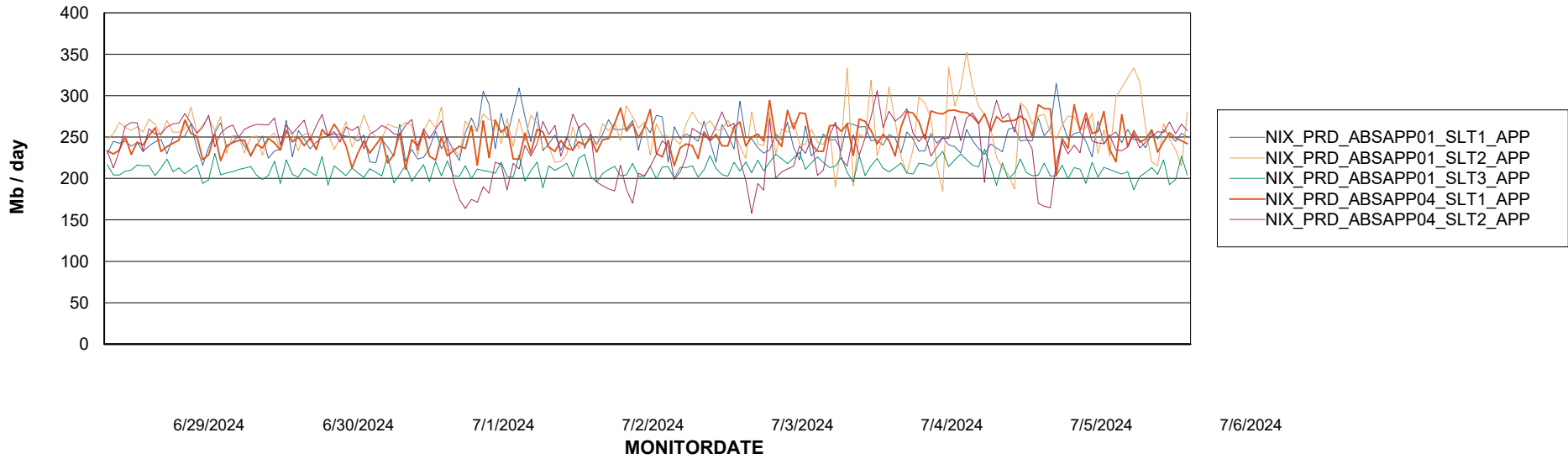
Weekly SLA Customer Report

Customer NIX_Production
Database ID 51

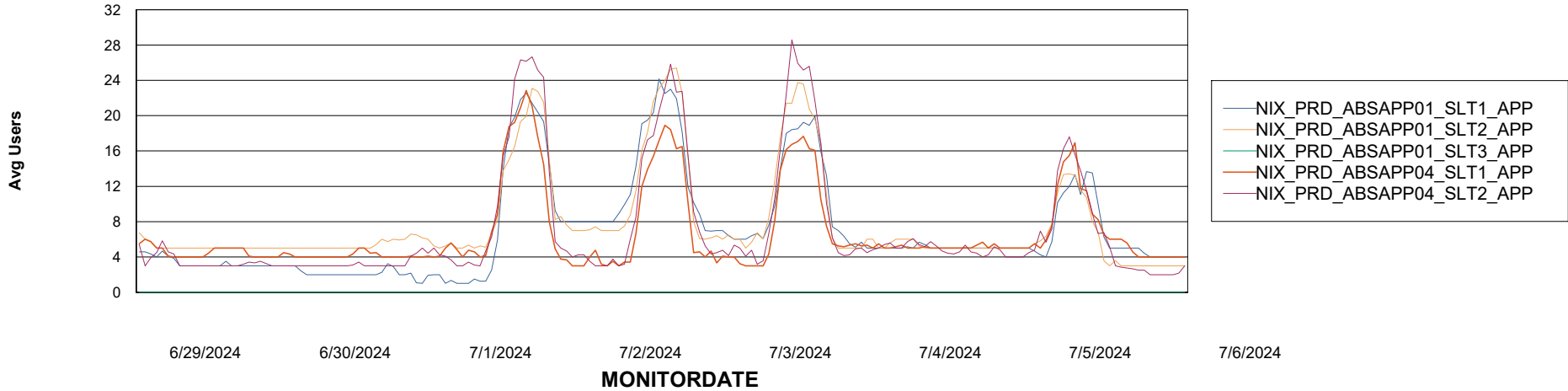


ABSSolute Application Server Services

Avg memory used per ABS Server Service



Avg users per day per ABS server



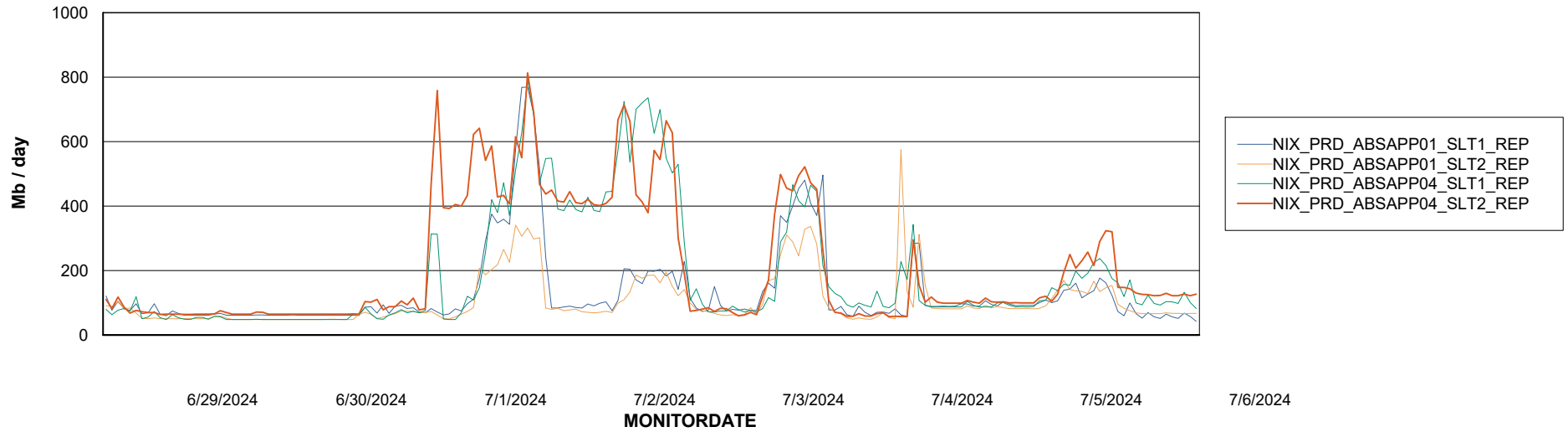
Weekly SLA Customer Report

Customer NIX_Production
Database ID 51



ABSSolute Application ReportServer Services

Avg memory used per ReportServer Service



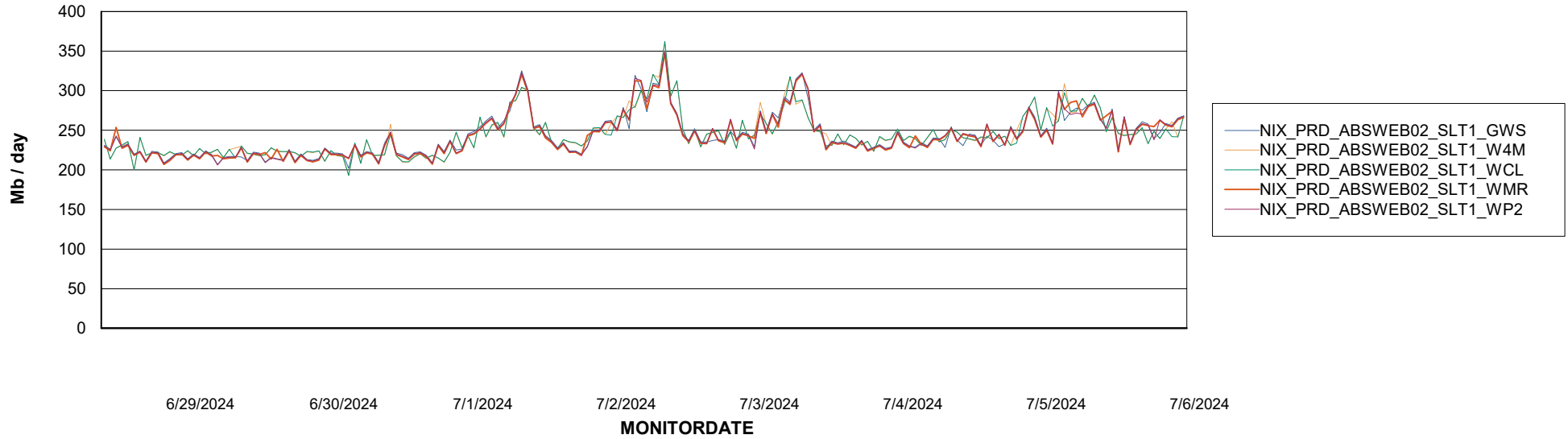
Weekly SLA Customer Report

Customer NIX_Production
Database ID 51



ABSSolute Web Component Services

Avg memory used per ABS Web component



Weekly SLA Customer Report

Customer NIX_Production
Database ID 51



Disaster per ABS component

