

Weekly SLA Customer Report

Customer LLG_Production
Database ID 148



Harddisk Usage LLG_ABSAPPS01

	Free disk space on C: (%)	Total disk space on C: (Gb)	Used disk space on C: (Gb)	Free disk space on D: (%)	Total disk space on D: (Gb)	Used disk space on D: (Gb)
7/6/2024	90	500	51	98	393	7
7/5/2024	90	500	51	98	393	7
7/4/2024	90	500	51	98	393	7
7/3/2024	90	500	51	98	393	7
7/2/2024	90	500	51	98	393	7
7/1/2024	90	500	51	98	393	7
6/30/2024	90	500	51	98	393	7

Harddisk Usage LLG_ABSApps02

	Free disk space on C: (%)	Total disk space on C: (Gb)	Used disk space on C: (Gb)	Free disk space on D: (%)	Total disk space on D: (Gb)	Used disk space on D: (Gb)
7/6/2024	93	500	35	96	393	14
7/5/2024	93	500	35	96	393	14
7/4/2024	93	500	35	96	393	14
7/3/2024	93	500	35	96	393	14
7/2/2024	93	500	35	96	393	14
7/1/2024	93	500	35	96	393	14
6/30/2024	93	500	35	96	393	14

Weekly SLA Customer Report

Customer LLG_Production
 Database ID 148



Harddisk Usage LLG_ABSBI01

	Free disk space on C: (%)	Total disk space on C: (Gb)	Used disk space on C: (Gb)	Free disk space on D: (%)	Total disk space on D: (Gb)	Used disk space on D: (Gb)
7/6/2024	84	446	72	91	2,681	238
7/5/2024	84	446	72	91	2,681	238
7/4/2024	84	446	72	91	2,681	238
7/3/2024	84	446	72	91	2,681	238
7/2/2024	84	446	72	91	2,681	238
7/1/2024	84	446	71	91	2,681	238
6/30/2024	84	446	71	91	2,681	238

Harddisk Usage LLG_ABSDB01

	Free disk space on C: (%)	Total disk space on C: (Gb)	Used disk space on C: (Gb)	Free disk space on D: (%)	Total disk space on D: (Gb)	Used disk space on D: (Gb)	Free disk space on E: (%)	Total disk space on E: (Gb)	Used disk space on E: (Gb)
7/6/2024	88	446	52	72	1,605	450	69	1,077	336
7/5/2024	88	446	52	72	1,605	450	69	1,077	335
7/4/2024	88	446	52	72	1,605	450	69	1,077	335
7/3/2024	88	446	52	72	1,605	450	69	1,077	335
7/2/2024	88	446	52	72	1,605	450	69	1,077	335
7/1/2024	88	446	52	72	1,605	450	69	1,077	335
6/30/2024	88	446	52	72	1,605	450	67	1,077	355

Weekly SLA Customer Report

Customer LLG_Production
Database ID 148



Harddisk Usage LLG_ABSDB02

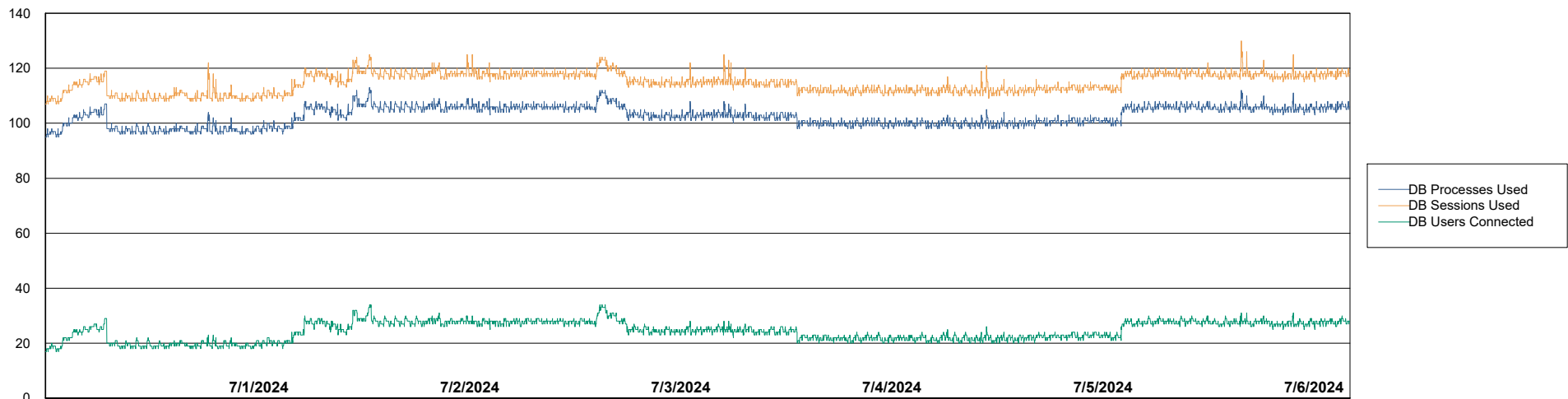
	Free disk space on C: (%)	Total disk space on C: (Gb)	Used disk space on C: (Gb)	Free disk space on D: (%)	Total disk space on D: (Gb)	Used disk space on D: (Gb)	Free disk space on E: (%)	Total disk space on E: (Gb)	Used disk space on E: (Gb)
7/6/2024	77	446	102	64	1,605	576	84	1,077	177
7/5/2024	77	446	102	64	1,605	576	84	1,077	175
7/4/2024	77	446	102	64	1,605	576	84	1,077	173
7/3/2024	77	446	102	64	1,605	576	74	1,077	281
7/2/2024	77	446	102	64	1,605	576	67	1,077	351
7/1/2024	77	446	102	64	1,605	576	68	1,077	348
6/30/2024	77	446	102	64	1,605	576	81	1,077	205

Weekly SLA Customer Report

Customer LLG_Production
Database ID 148



Database Performance LLG_ABSBI01_BI_PROD_ABS1



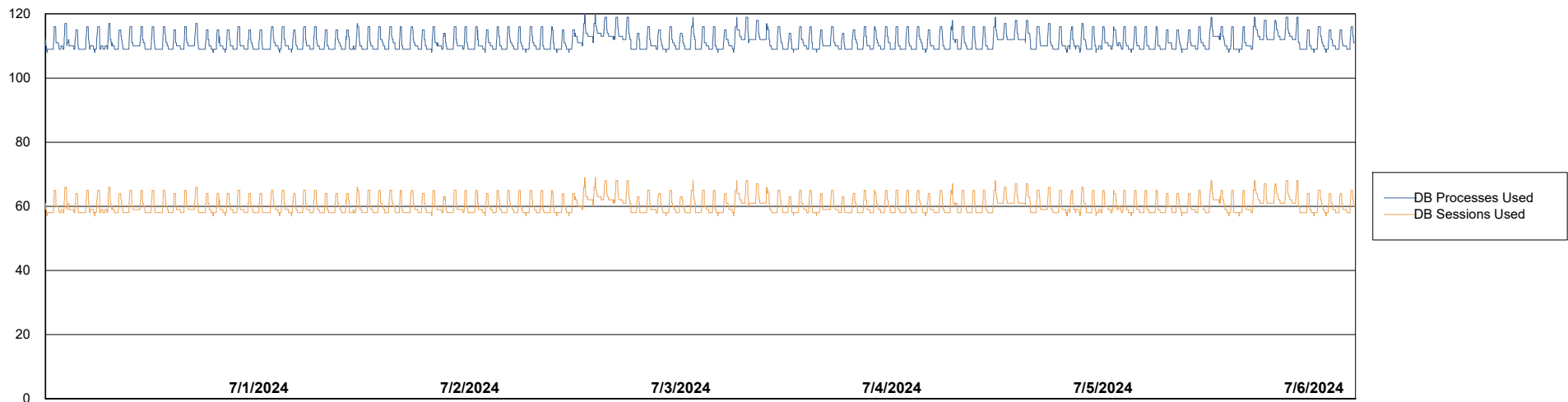
Weekly SLA Customer Report

Customer LLG_Production
Database ID 148



Database Performance LLG_ABSDB02_PROD_HSBABS1

DB Processes Max 0
DB Processes Max 300
DB Processes Max 4

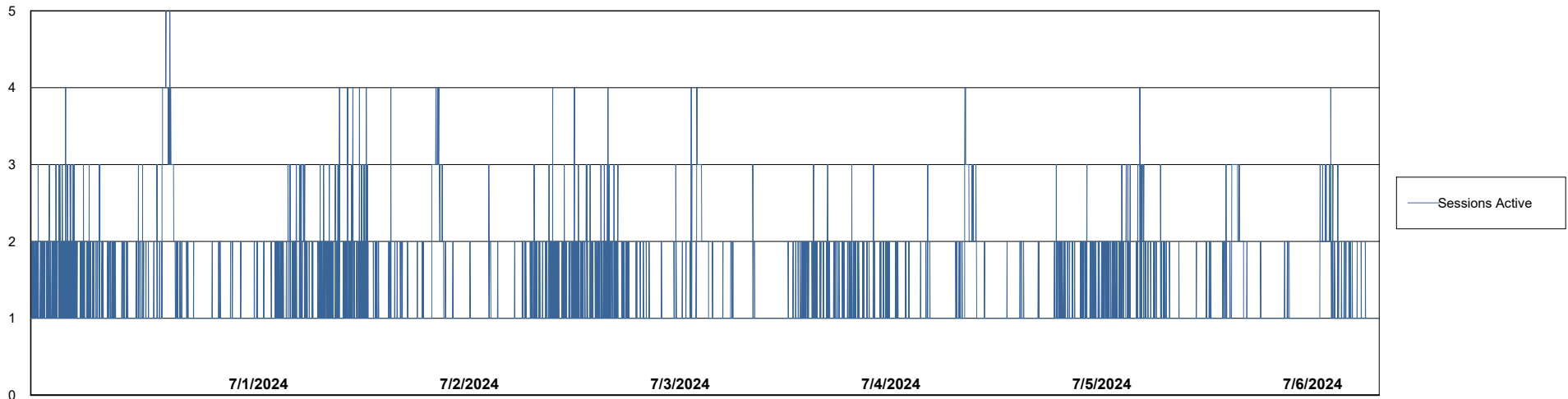
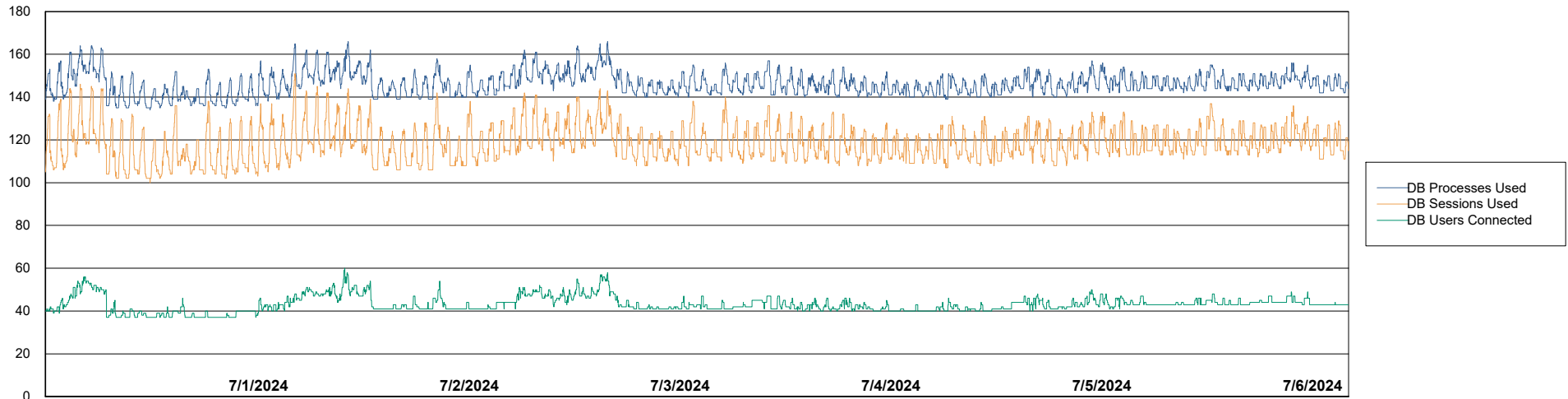


Weekly SLA Customer Report

Customer LLG_Production
Database ID 148



Database Performance LLG_ABSDB1_PROD_ABS1



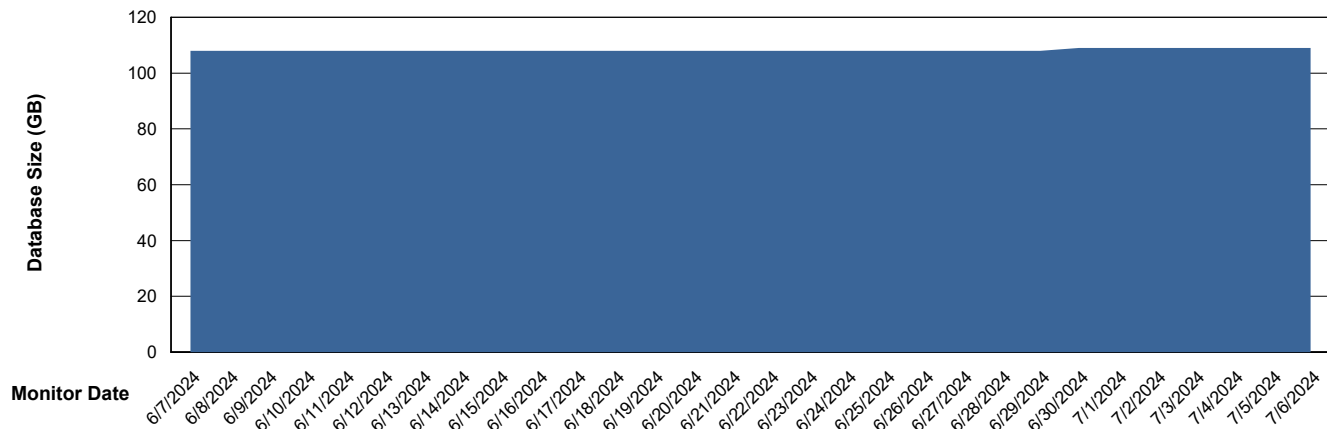
Weekly SLA Customer Report

Customer LLG_Production
Database ID 148



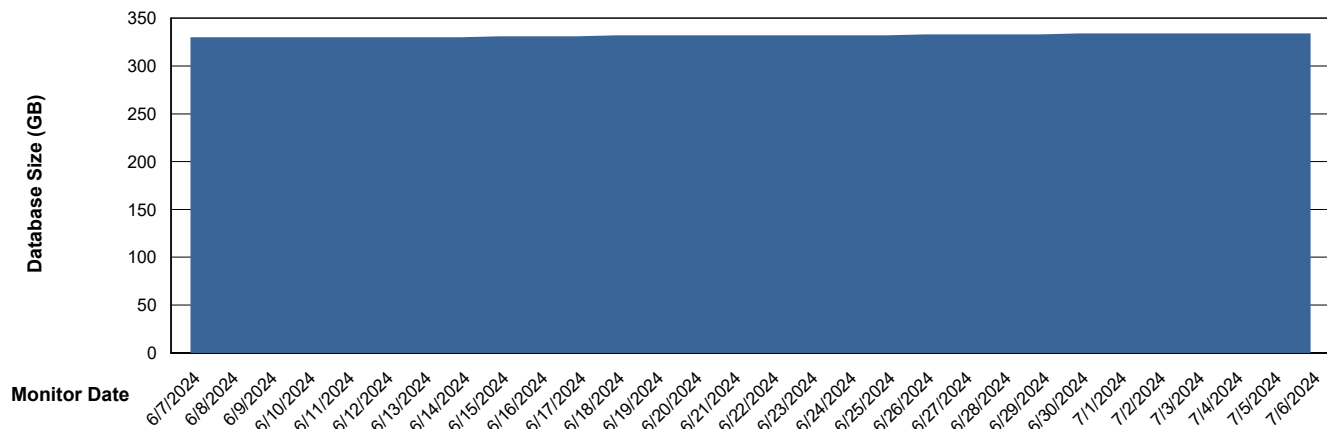
DATABASE SIZE LLG_ABSBI01_BI_PROD_ABS1

Database growth over last month



DATABASE SIZE LLG_ABSDB1_PROD_ABS1

Database growth over last month



Weekly SLA Customer Report

Customer LLG_Production
 Database ID 148



Database Tablespace LLG_ABSBI01_BI_PROD_ABS1

Date	Tablespace Name	Filesize (Gb)	Usedsize (Gb)	Percentage free
7/6/2024	ABSDATA	64	45	30
	INDX	72	56	22
7/5/2024	ABSDATA	64	45	30
	INDX	72	56	22
7/4/2024	ABSDATA	64	45	30
	INDX	72	56	22
7/3/2024	ABSDATA	64	45	30
	INDX	72	56	22
7/2/2024	ABSDATA	64	45	30
	INDX	72	56	22
7/1/2024	ABSDATA	64	45	30
	INDX	72	56	22
6/30/2024	ABSDATA	64	45	30
	INDX	72	56	22

Weekly SLA Customer Report

Customer LLG_Production
 Database ID 148



Database Tablespace LLG_ABSDB1_PROD_ABS1

Date	Tablespace Name	Filesize (Gb)	Usedsize (Gb)	Percentage free
7/6/2024	ABSDATA	178	138	23
	INDX	224	183	18
7/5/2024	ABSDATA	178	138	23
	INDX	224	183	18
7/4/2024	ABSDATA	178	137	23
	INDX	224	183	18
7/3/2024	ABSDATA	178	137	23
	INDX	224	183	18
7/2/2024	ABSDATA	178	137	23
	INDX	224	183	18
7/1/2024	ABSDATA	178	137	23
	INDX	224	183	18
6/30/2024	ABSDATA	178	137	23
	INDX	224	183	18

BI Status and last ETL error for LLG_ABSBI01_BI_PROD_ABS1

	Mon 1/7/2024	Tue 2/7/2024	Wed 3/7/2024	Thu 4/7/2024	Fri 5/7/2024	Sat 6/7/2024
ABS DataWarehouse ETL Health	OK	OK	OK	OK	OK	OK
ABS DWHStaging ETL Health	OK	OK	OK	OK	OK	OK

Weekly SLA Customer Report

Customer LLG_Production
Database ID 148



BI last ETL error for	LLG_ABSBI01_BI_PROD_ABS1
-----------------------	--------------------------

Sun, 30-06-2024	None
Mon, 1-07-2024	None
Tue, 2-07-2024	None
Fri, 5-07-2024	None
Mon, 1-07-2024	None
Tue, 2-07-2024	None
Sat, 6-07-2024	None
Thu, 4-07-2024	None
Sun, 30-06-2024	None
Fri, 5-07-2024	None
Sat, 6-07-2024	None
Wed, 3-07-2024	None
Wed, 3-07-2024	None
Thu, 4-07-2024	None

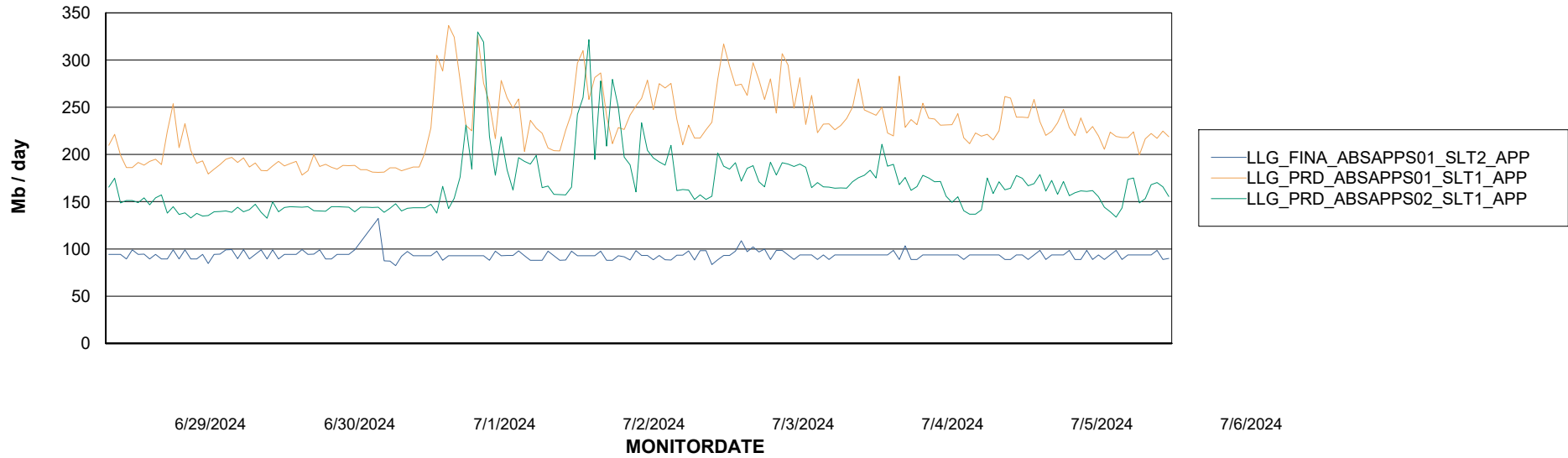
Weekly SLA Customer Report

Customer LLG_Production
Database ID 148

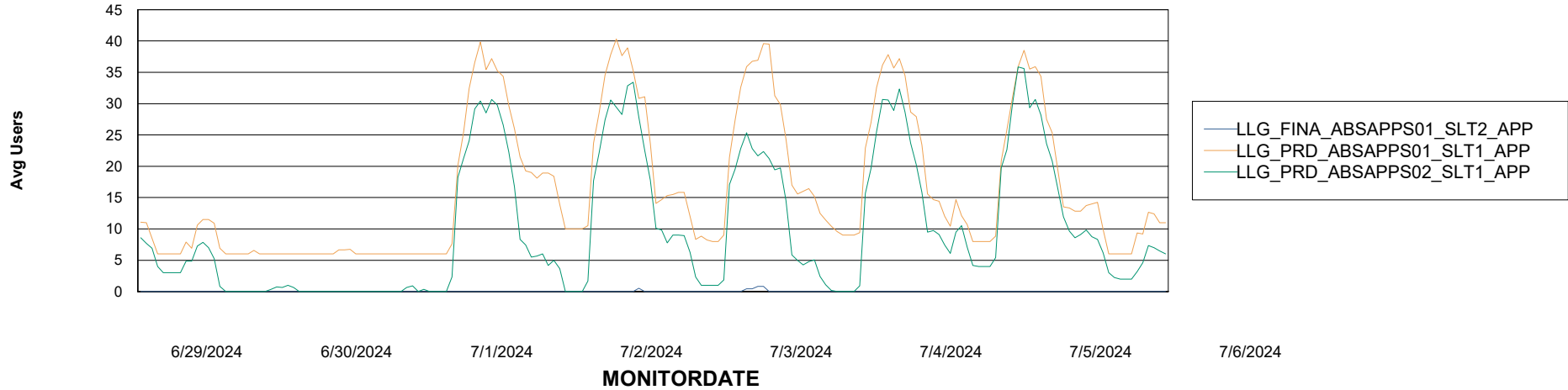


ABSSolute Application Server Services

Avg memory used per ABS Server Service



Avg users per day per ABS server



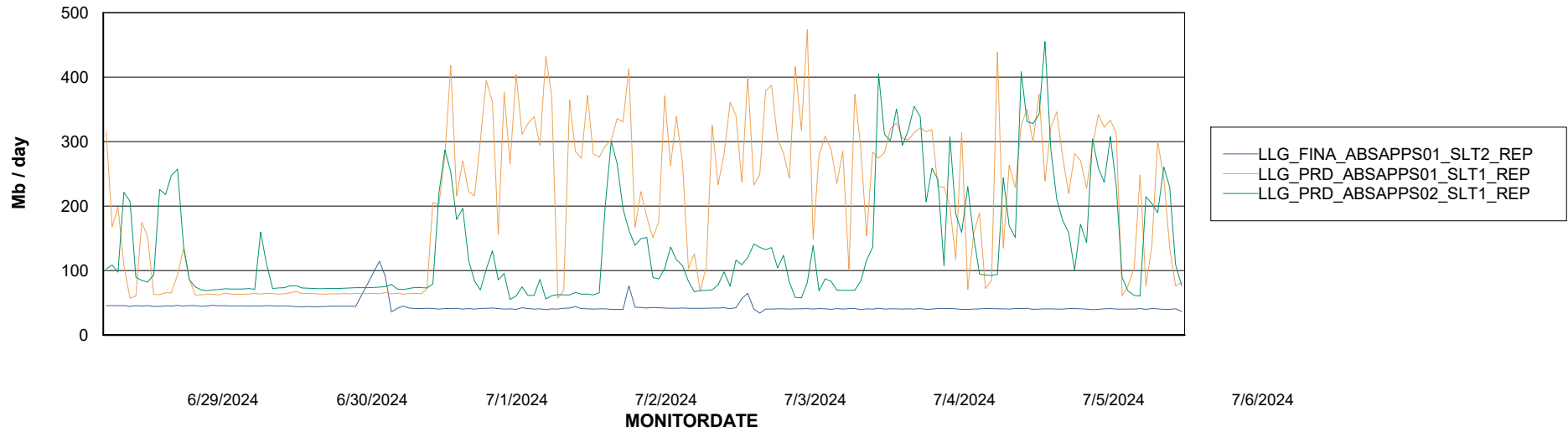
Weekly SLA Customer Report

Customer LLG_Production
Database ID 148



ABSSolute Application ReportServer Services

Avg memory used per ReportServer Service



Disaster per ABS component

