

# Weekly SLA Customer Report

Customer BNL\_Production  
 Database ID 83



Harddisk Usage BNL\_PRD\_BSNLP-VM-ABSD02

	Free disk space on C: (%)	Total disk space on C: (Gb)	Used disk space on C: (Gb)	Free disk space on D: (%)	Total disk space on D: (Gb)	Used disk space on D: (Gb)	Free disk space on E: (%)	Total disk space on E: (Gb)	Used disk space on E: (Gb)	Free disk space on F: (%)
7/6/2024	52	127	61	66	1,512	509	86	500	69	80
7/5/2024	52	127	61	65	1,512	535	83	500	86	80
7/4/2024	52	127	61	65	1,512	523	85	500	75	80
7/3/2024	52	127	61	69	1,512	464	87	500	64	80
7/2/2024	52	127	61	69	1,512	468	88	500	58	80
7/1/2024	52	127	61	69	1,512	465	87	500	66	80
6/30/2024	52	127	61	69	1,512	464	89	500	56	80

Harddisk Usage BNL\_PRD\_BSNLP-VM-ABSD03

	Free disk space on C: (%)	Total disk space on C: (Gb)	Used disk space on C: (Gb)	Free disk space on D: (%)	Total disk space on D: (Gb)	Used disk space on D: (Gb)	Free disk space on E: (%)	Total disk space on E: (Gb)	Used disk space on E: (Gb)	Free disk space on F: (%)
7/6/2024	48	127	66	79	1,512	324	77	500	114	80
7/5/2024	48	127	66	76	1,512	363	77	500	116	80
7/4/2024	48	127	66	77	1,512	347	77	500	116	80
7/3/2024	48	127	66	81	1,512	292	76	500	119	80
7/2/2024	48	127	66	81	1,512	292	76	500	120	80
7/1/2024	48	127	66	81	1,512	293	76	500	121	80
6/30/2024	48	127	66	81	1,512	293	77	500	114	80

# Weekly SLA Customer Report

Customer BNL\_Production  
 Database ID 83



Harddisk Usage BNL\_PRD\_bsnlp-vm-absw01

	Free disk space on C: (%)	Total disk space on C: (Gb)	Used disk space on C: (Gb)	Free disk space on D: (%)	Total disk space on D: (Gb)	Used disk space on D: (Gb)	Free disk space on E: (%)	Total disk space on E: (Gb)	Used disk space on E: (Gb)
7/6/2024	79	127	26	96	128	5	91	16	1
7/5/2024	79	127	26	96	128	5	91	16	1
7/4/2024	79	127	26	96	128	5	91	16	1
7/3/2024	79	127	26	96	128	5	91	16	1
7/2/2024	79	127	26	96	128	5	91	16	1
7/1/2024	79	127	26	96	128	5	91	16	1
6/30/2024	79	127	26	96	128	5	91	16	1

Harddisk Usage BNL\_PRD\_vm-absa01

	Free disk space on C: (%)	Total disk space on C: (Gb)	Used disk space on C: (Gb)	Free disk space on D: (%)	Total disk space on D: (Gb)	Used disk space on D: (Gb)	Free disk space on E: (%)	Total disk space on E: (Gb)	Used disk space on E: (Gb)
7/6/2024	71	127	37	90	127	13	92	64	5
7/5/2024	71	127	37	90	127	13	92	64	5
7/4/2024	71	127	37	90	127	13	92	64	5
7/3/2024	71	127	37	90	127	13	92	64	5
7/2/2024	71	127	37	90	127	13	92	64	5
7/1/2024	71	127	37	90	127	13	92	64	5
6/30/2024	71	127	37	90	127	13	92	64	5

# Weekly SLA Customer Report

Customer BNL\_Production  
Database ID 83



## Harddisk Usage BNL\_PRD\_vm-absa02

	Free disk space on C: (%)	Total disk space on C: (Gb)	Used disk space on C: (Gb)	Free disk space on D: (%)	Total disk space on D: (Gb)	Used disk space on D: (Gb)	Free disk space on E: (%)	Total disk space on E: (Gb)	Used disk space on E: (Gb)
7/6/2024	75	127	31	77	127	29	92	64	5
7/5/2024	75	127	31	77	127	29	92	64	5
7/4/2024	75	127	31	77	127	29	92	64	5
7/3/2024	75	127	31	78	127	29	92	64	5
7/2/2024	76	127	31	78	127	29	92	64	5
7/1/2024	76	127	31	78	127	28	92	64	5
6/30/2024	76	127	31	78	127	28	92	64	5

## Harddisk Usage BNL\_PRD\_vm-absa03

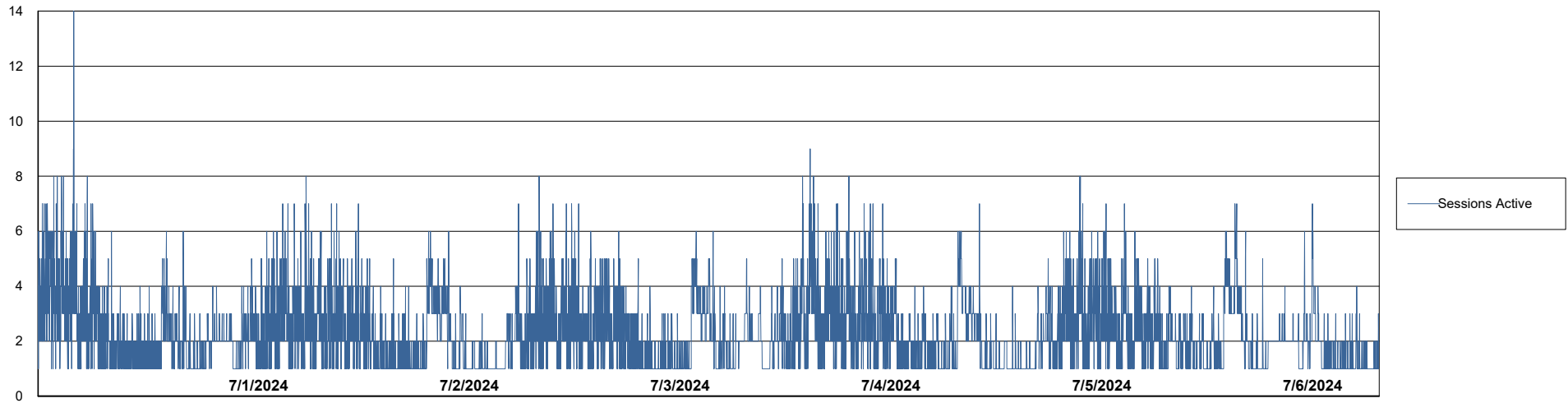
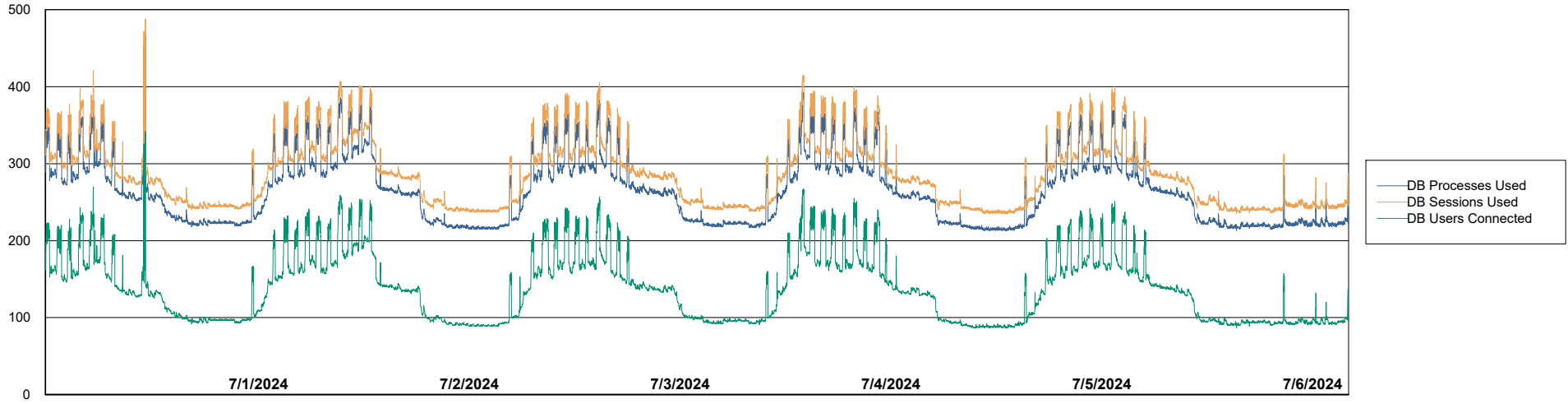
	Free disk space on C: (%)	Total disk space on C: (Gb)	Used disk space on C: (Gb)	Free disk space on D: (%)	Total disk space on D: (Gb)	Used disk space on D: (Gb)	Free disk space on E: (%)	Total disk space on E: (Gb)	Used disk space on E: (Gb)
7/6/2024	68	127	41	27	127	92	92	64	5
7/5/2024	68	127	41	27	127	92	92	64	5
7/4/2024	68	127	41	27	127	92	92	64	5
7/3/2024	68	127	41	27	127	92	92	64	5
7/2/2024	68	127	41	28	127	92	92	64	5
7/1/2024	68	127	41	28	127	92	92	64	5
6/30/2024	68	127	41	28	127	92	92	64	5

# Weekly SLA Customer Report

Customer BNL\_Production  
Database ID 83



## Database Performance BNLDB\_Production



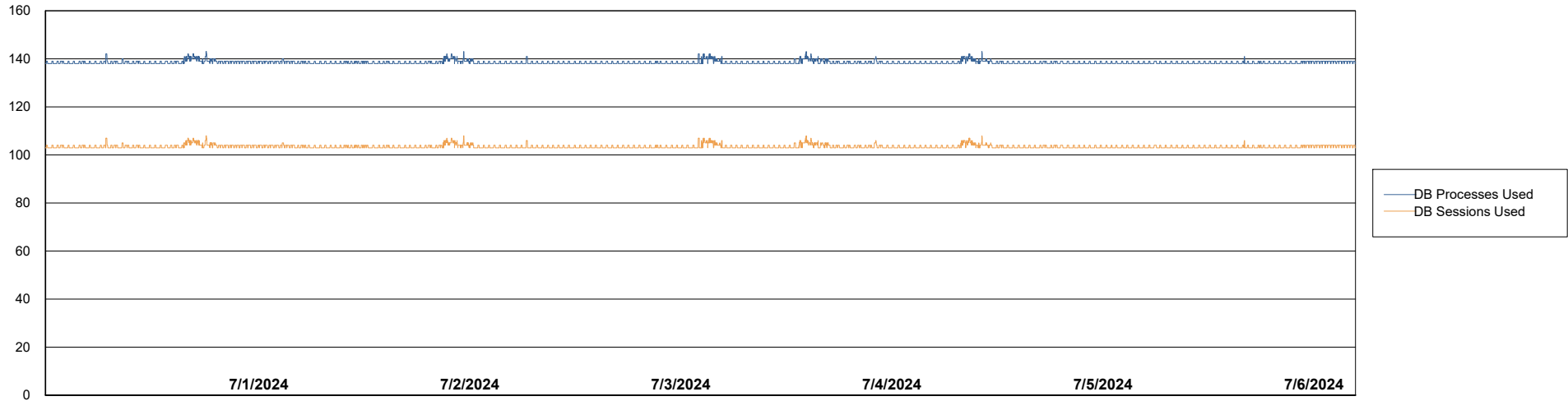
# Weekly SLA Customer Report

Customer BNL\_Production  
Database ID 83



## Database Performance BNLDB\_Standby

DB Processes Max 4  
DB Processes Max 1,000  
DB Processes Max 0



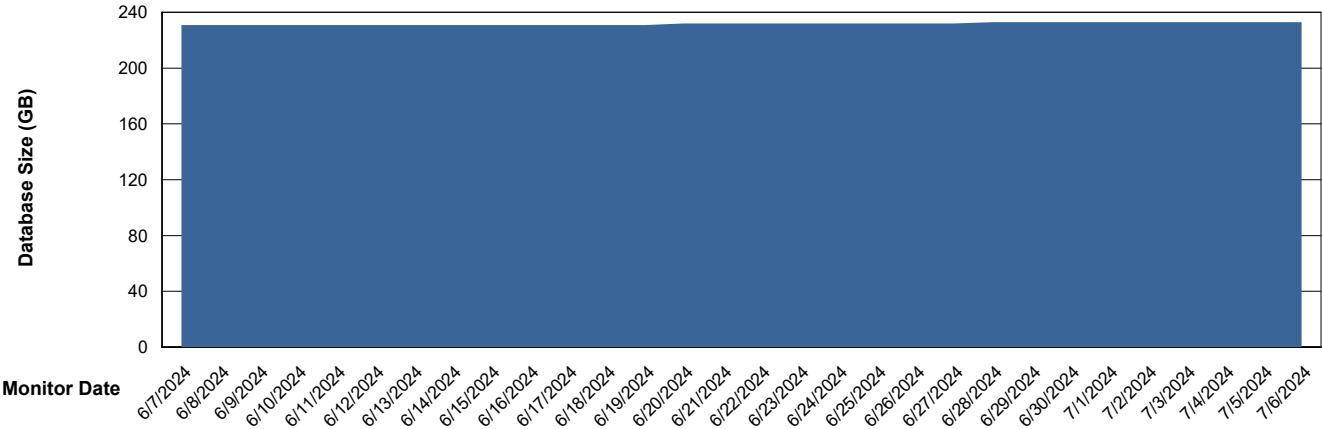
# Weekly SLA Customer Report

Customer BNL\_Production  
 Database ID 83



DATABASE SIZE BNLDB\_Production

Database growth over last month



Database Tablespace BNLDB\_Production

Date	Tablespace Name	Filesize (Gb)	Usedsize (Gb)	Percentage free
7/6/2024	ABSDATA	105	68	36
	INDX	200	156	22
7/5/2024	ABSDATA	105	68	36
	INDX	200	156	22
7/4/2024	ABSDATA	105	68	36
	INDX	200	156	22
7/3/2024	ABSDATA	105	68	36
	INDX	200	156	22
7/2/2024	ABSDATA	105	67	36
	INDX	200	156	22
7/1/2024	ABSDATA	105	67	36
	INDX	200	156	22
6/30/2024	ABSDATA	105	67	36
	INDX	200	156	22

# Weekly SLA Customer Report

Customer BNL\_Production  
Database ID 83



Standby Database Health BNL\_Production

### Recovery lag for last 7 days



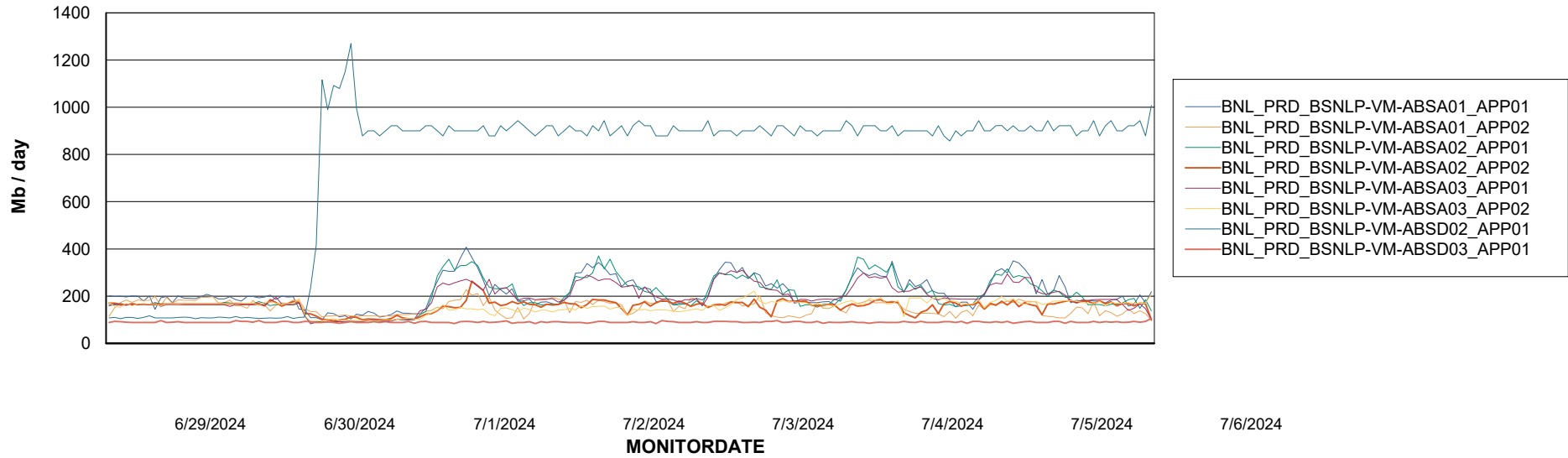
# Weekly SLA Customer Report

Customer BNL\_Production  
Database ID 83

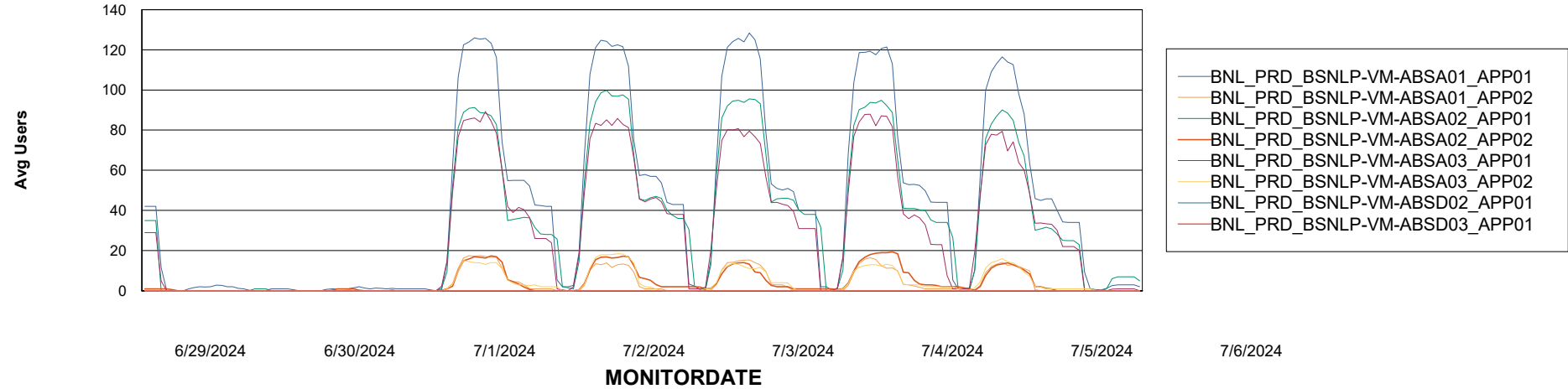


## ABSSolute Application Server Services

### Avg memory used per ABS Server Service



### Avg users per day per ABS server



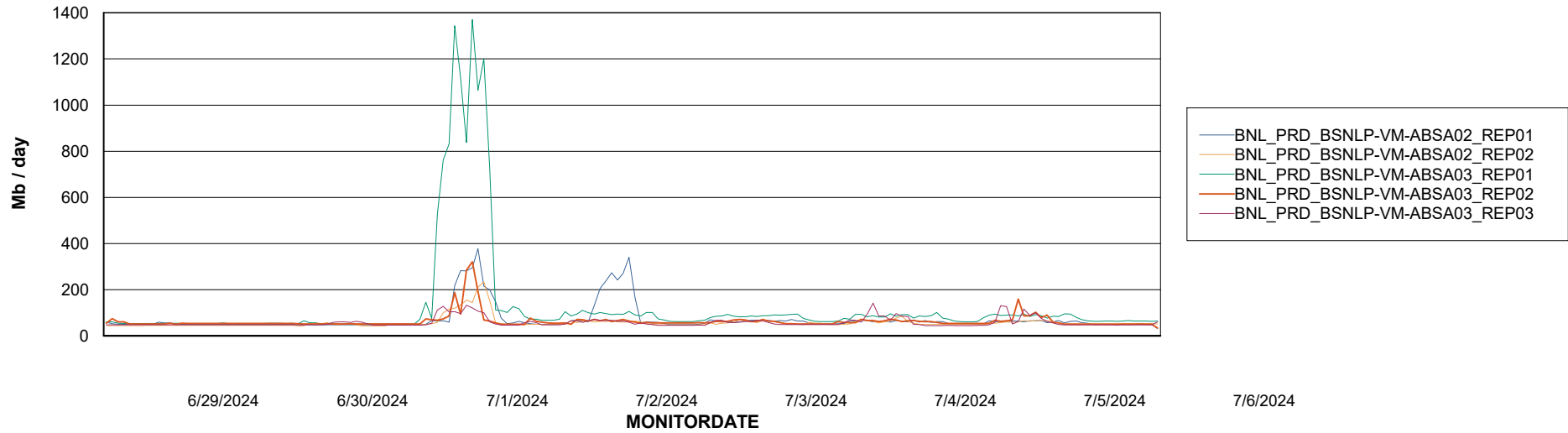
# Weekly SLA Customer Report

Customer BNL\_Production  
Database ID 83



## ABSSolute Application ReportServer Services

### Avg memory used per ReportServer Service



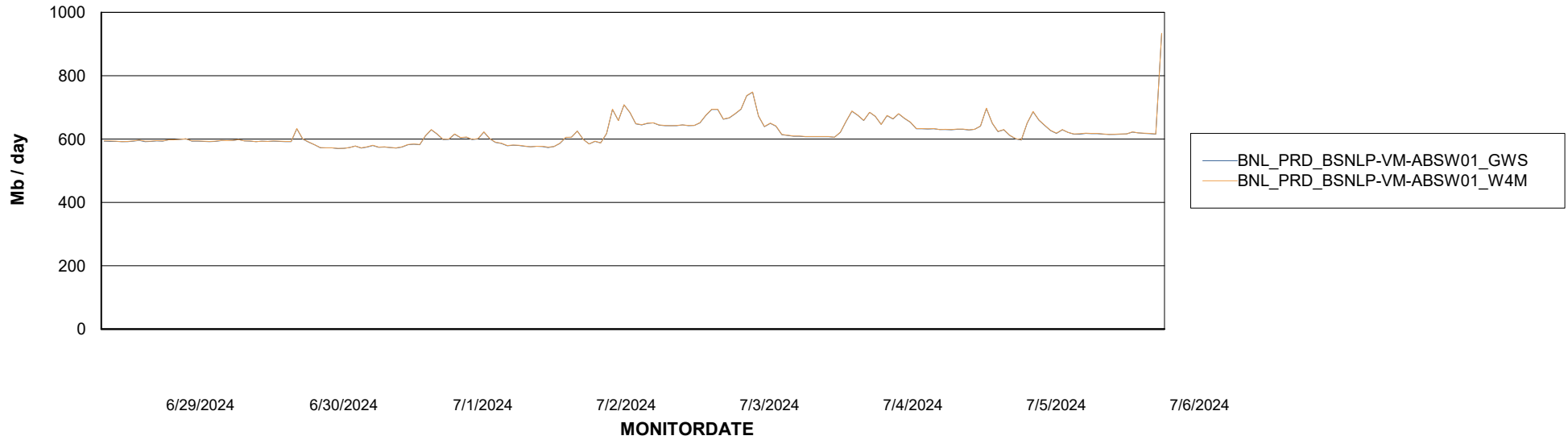
# Weekly SLA Customer Report

Customer BNL\_Production  
Database ID 83



## ABSSolute Web Component Services

### Avg memory used per ABS Web component



# Weekly SLA Customer Report

Customer BNL\_Production  
Database ID 83



## Disaster per ABS component

