

Weekly SLA Customer Report

Customer NIX_Production
Database ID 51



Harddisk Usage NIX_PRD_ABSAPP01

	Free disk space on C: (%)	Total disk space on C: (Gb)	Used disk space on C: (Gb)	Free disk space on E: (%)	Total disk space on E: (Gb)	Used disk space on E: (Gb)
6/29/2024	70	207	61	100	98	0
6/28/2024	71	207	61	100	98	0
6/27/2024	71	207	61	100	98	0
6/26/2024	71	207	60	100	98	0
6/25/2024	71	207	59	100	98	0
6/24/2024	71	207	59	100	98	0
6/23/2024	71	207	59	100	98	0

Harddisk Usage NIX_PRD_ABSAPP04

	Free disk space on C: (%)	Total disk space on C: (Gb)	Used disk space on C: (Gb)
6/29/2024	42	127	73
6/28/2024	42	127	73
6/27/2024	41	127	75
6/26/2024	43	127	73
6/25/2024	44	127	71
6/24/2024	43	127	72
6/23/2024	43	127	73

Weekly SLA Customer Report

Customer NIX_Production
 Database ID 51



Harddisk Usage NIX_PRD_ABSBI

	Free disk space on C: (%)	Total disk space on C: (Gb)	Used disk space on C: (Gb)	Free disk space on E: (%)	Total disk space on E: (Gb)	Used disk space on E: (Gb)
6/29/2024	61	179	70	48	700	363
6/28/2024	61	179	70	48	700	361
6/27/2024	61	179	70	48	700	361
6/26/2024	61	179	70	48	700	361
6/25/2024	61	179	70	48	700	361
6/24/2024	61	179	70	48	700	361
6/23/2024	61	179	70	48	700	361

Harddisk Usage NIX_PRD_ABSDB01

	Free disk space on C: (%)	Total disk space on C: (Gb)	Used disk space on C: (Gb)	Free disk space on D: (%)	Total disk space on D: (Gb)	Used disk space on D: (Gb)	Free disk space on E: (%)	Total disk space on E: (Gb)	Used disk space on E: (Gb)	Free disk space on F: (%)
6/29/2024	64	554	198	42	586	337	42	605	349	25
6/28/2024	64	554	201	42	586	337	42	605	349	24
6/27/2024	64	554	200	42	586	337	42	605	349	25
6/26/2024	64	554	200	42	586	337	42	605	349	25
6/25/2024	64	554	200	42	586	337	42	605	349	25
6/24/2024	64	554	200	42	586	337	42	605	349	26
6/23/2024	64	554	198	42	586	337	42	605	349	26

Weekly SLA Customer Report

Customer NIX_Production
 Database ID 51



Harddisk Usage NIX_PRD_ABSDB02

	Free disk space on C: (%)	Total disk space on C: (Gb)	Used disk space on C: (Gb)	Free disk space on D: (%)	Total disk space on D: (Gb)	Used disk space on D: (Gb)	Free disk space on E: (%)	Total disk space on E: (Gb)	Used disk space on E: (Gb)	Free disk space on F: (%)
6/29/2024	81	574	106	37	488	308	47	684	360	81
6/28/2024	87	574	73	37	488	308	49	684	348	87
6/27/2024	87	574	73	37	488	308	49	684	348	87
6/26/2024	87	574	73	37	488	308	49	684	348	87
6/25/2024	87	574	73	37	488	308	49	684	348	87
6/24/2024	87	574	72	37	488	308	49	684	348	88
6/23/2024	87	574	72	37	488	308	49	684	348	88

Harddisk Usage NIX_PRD_ABSWEB02

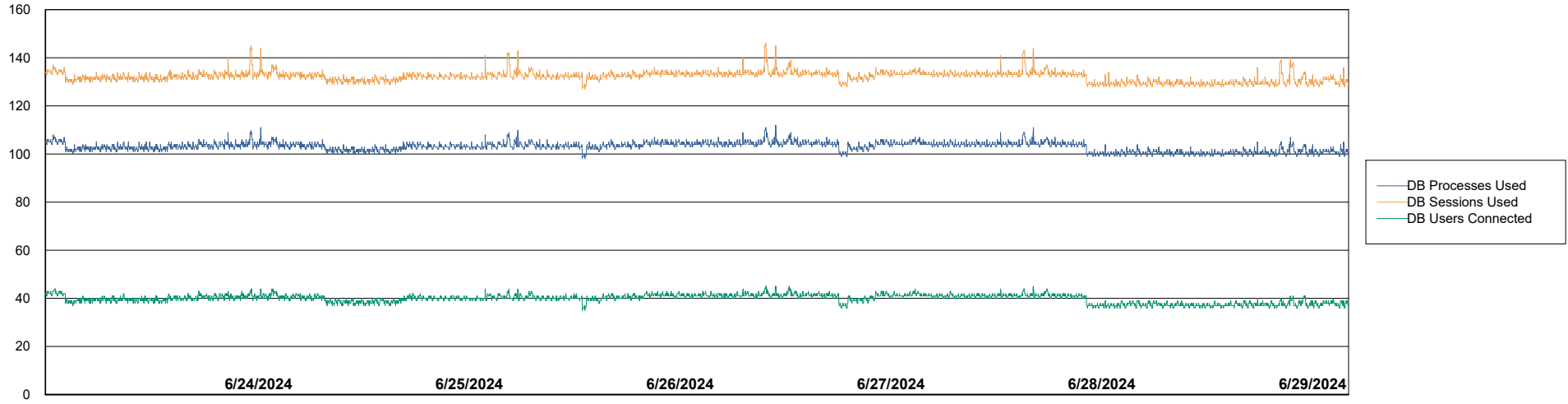
	Free disk space on C: (%)	Total disk space on C: (Gb)	Used disk space on C: (Gb)
6/29/2024	84	300	47
6/28/2024	84	300	47
6/27/2024	84	300	47
6/26/2024	84	300	47
6/25/2024	84	300	47
6/24/2024	84	300	47
6/23/2024	84	300	47

Weekly SLA Customer Report

Customer NIX_Production
Database ID 51



Database Performance NIX_PRD_ABSBI_ABS1

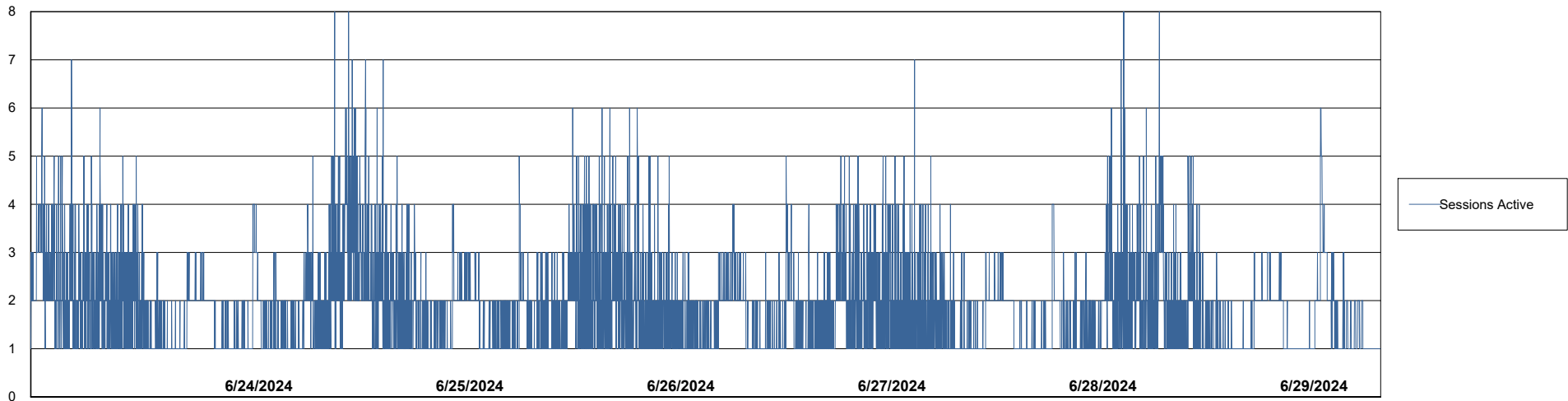
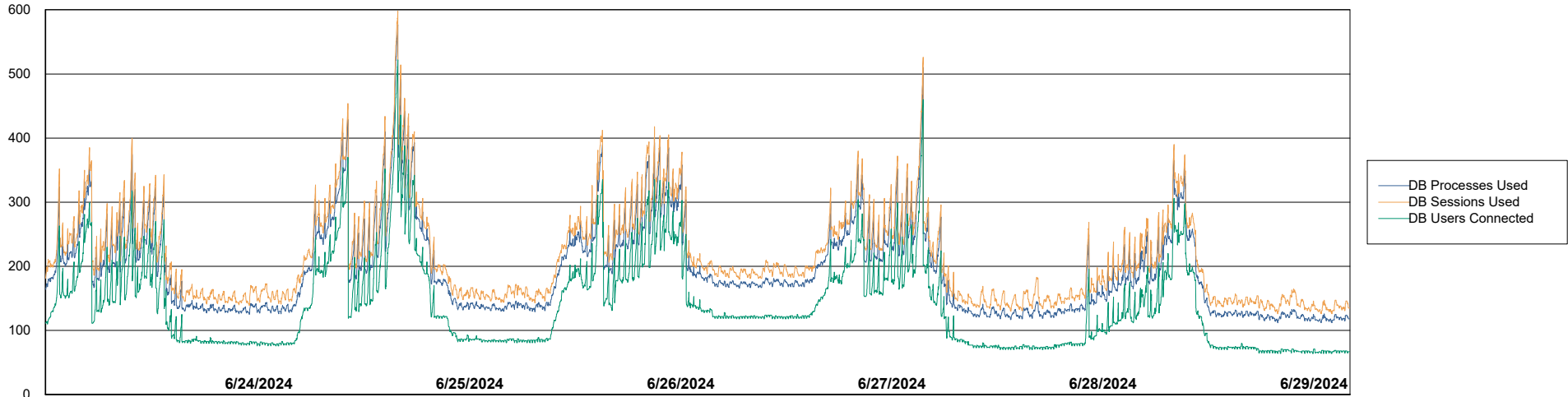


Weekly SLA Customer Report

Customer NIX_Production
Database ID 51



Database Performance NIX_PRD_ABSDB01_ABS1



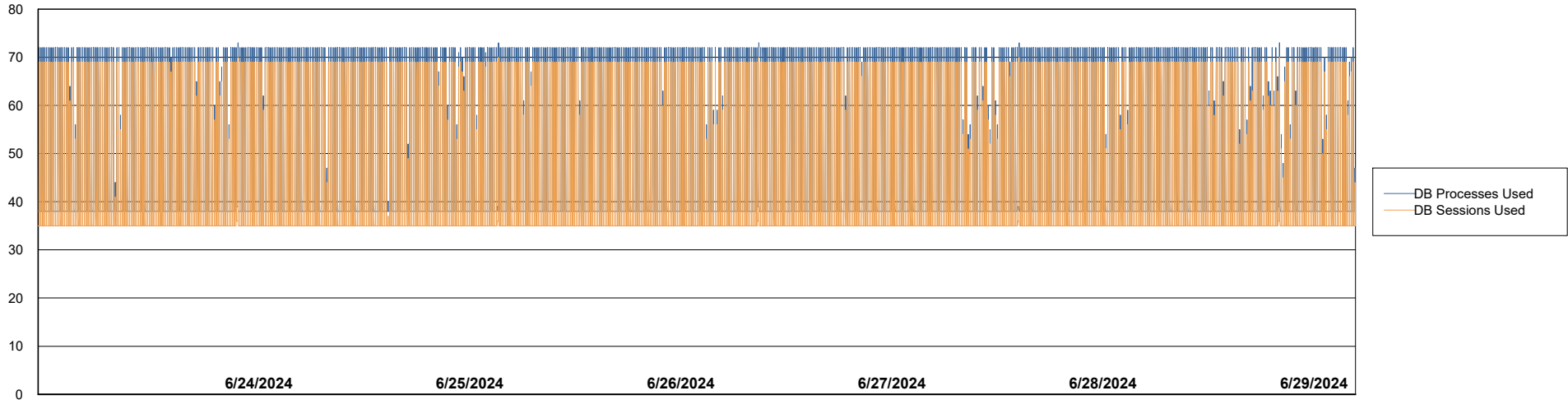
Weekly SLA Customer Report

Customer NIX_Production
Database ID 51



Database Performance NIX_PRD_ABSDB02_HSBABS1

DB Processes Max 300



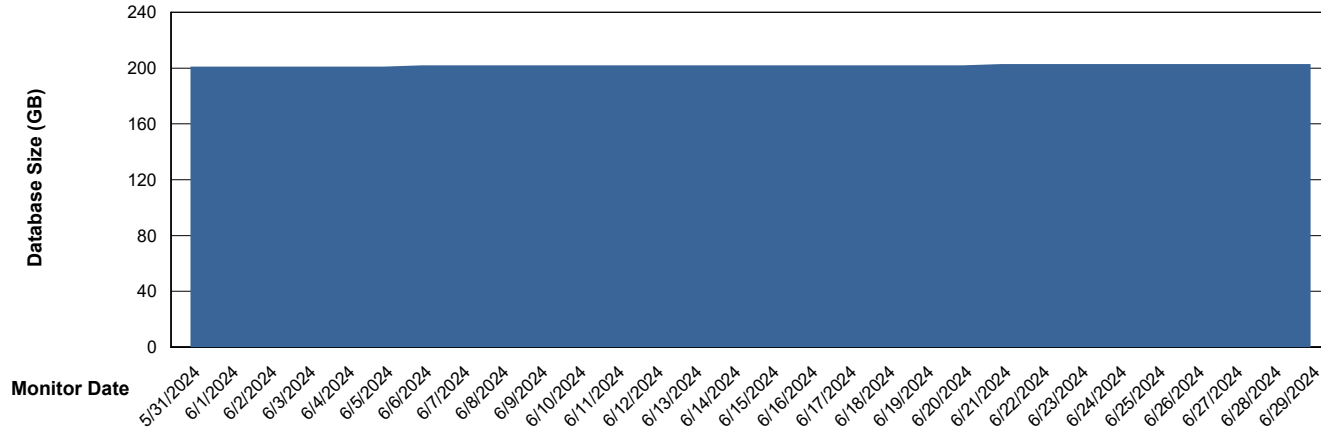
Weekly SLA Customer Report

Customer NIX_Production
Database ID 51



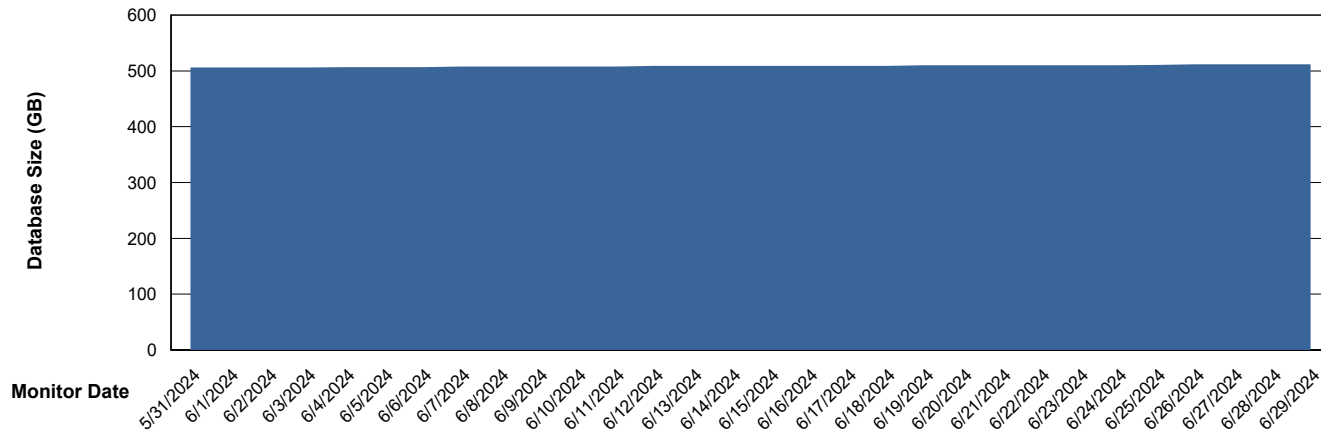
DATABASE SIZE NIX_PRD_ABSBI_ABS1

Database growth over last month



DATABASE SIZE NIX_PRD_ABSDB01_ABS1

Database growth over last month



Weekly SLA Customer Report

Customer NIX_Production
Database ID 51



Database Tablespace NIX_PRD_ABSBI_ABS1

Date	Tablespace Name	Filesize (Gb)	Usedsize (Gb)	Percentage free
6/29/2024	ABSDATA	111	90	19
	INDX	136	112	18
6/28/2024	ABSDATA	111	90	19
	INDX	136	112	18
6/27/2024	ABSDATA	111	90	19
	INDX	136	112	18
6/26/2024	ABSDATA	111	90	19
	INDX	136	112	18
6/25/2024	ABSDATA	111	90	19
	INDX	136	112	18
6/24/2024	ABSDATA	111	90	19
	INDX	136	112	18
6/23/2024	ABSDATA	111	90	19
	INDX	136	112	18

Weekly SLA Customer Report

Customer NIX_Production
 Database ID 51



Database Tablespace NIX_PRD_ABSD01_ABS1

Date	Tablespace Name	Filesize (Gb)	Usedsize (Gb)	Percentage free
6/29/2024	ABSDATA	249	207	17
	INDX	348	280	20
6/28/2024	ABSDATA	249	207	17
	INDX	348	279	20
6/27/2024	ABSDATA	249	207	17
	INDX	348	279	20
6/26/2024	ABSDATA	249	207	17
	INDX	348	279	20
6/25/2024	ABSDATA	249	206	17
	INDX	348	279	20
6/24/2024	ABSDATA	249	206	17
	INDX	348	279	20
6/23/2024	ABSDATA	249	206	17
	INDX	348	279	20

BI Status and last ETL error for NIX_PRD_ABSBI_ABS1

	Mon 24/6/2024	Tue 25/6/2024	Wed 26/6/2024	Thu 27/6/2024	Fri 28/6/2024	Sat 29/6/2024
ABS DataWarehouse ETL Health	OK	OK	OK	OK	OK	OK
ABS DWHStaging ETL Health	OK	OK	OK	OK	OK	OK

Weekly SLA Customer Report

Customer NIX_Production
Database ID 51



BI last ETL error for	NIX_PRD_ABSBI_ABS1
-----------------------	--------------------

Sun, 23-06-2024	None
Wed, 26-06-2024	None
Sat, 29-06-2024	None
Mon, 24-06-2024	None
Sat, 29-06-2024	None
Mon, 24-06-2024	None
Wed, 26-06-2024	None
Thu, 27-06-2024	None
Thu, 27-06-2024	None
Tue, 25-06-2024	None
Fri, 28-06-2024	None
Sun, 23-06-2024	None
Tue, 25-06-2024	None
Fri, 28-06-2024	None

Weekly SLA Customer Report

Customer NIX_Production
Database ID 51



Standby Database Health NIX_Production

Recovery lag for last 7 days



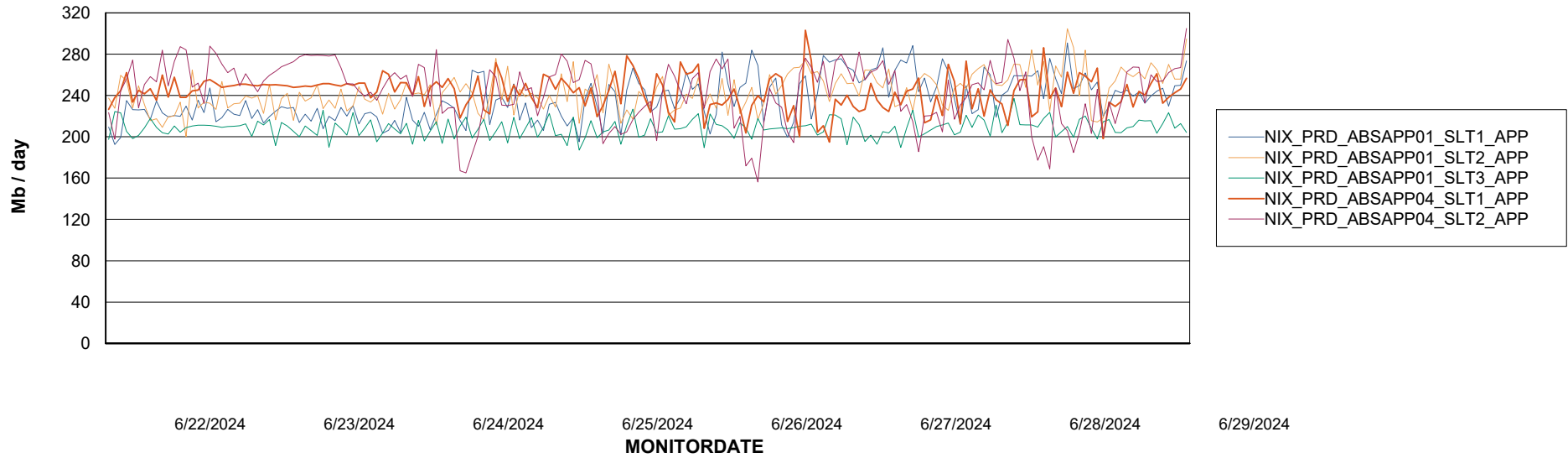
Weekly SLA Customer Report

Customer NIX_Production
Database ID 51

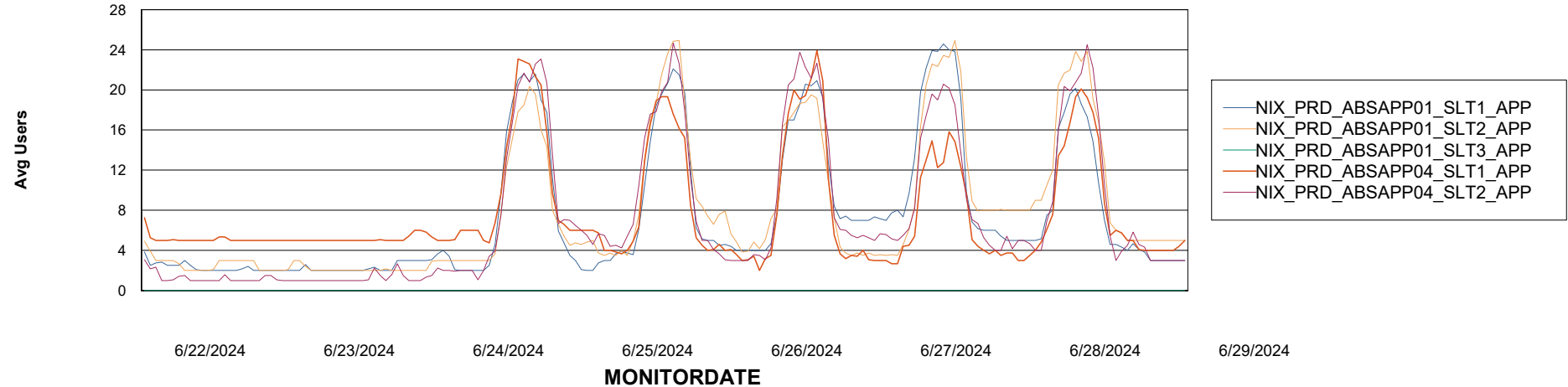


ABSSolute Application Server Services

Avg memory used per ABS Server Service



Avg users per day per ABS server



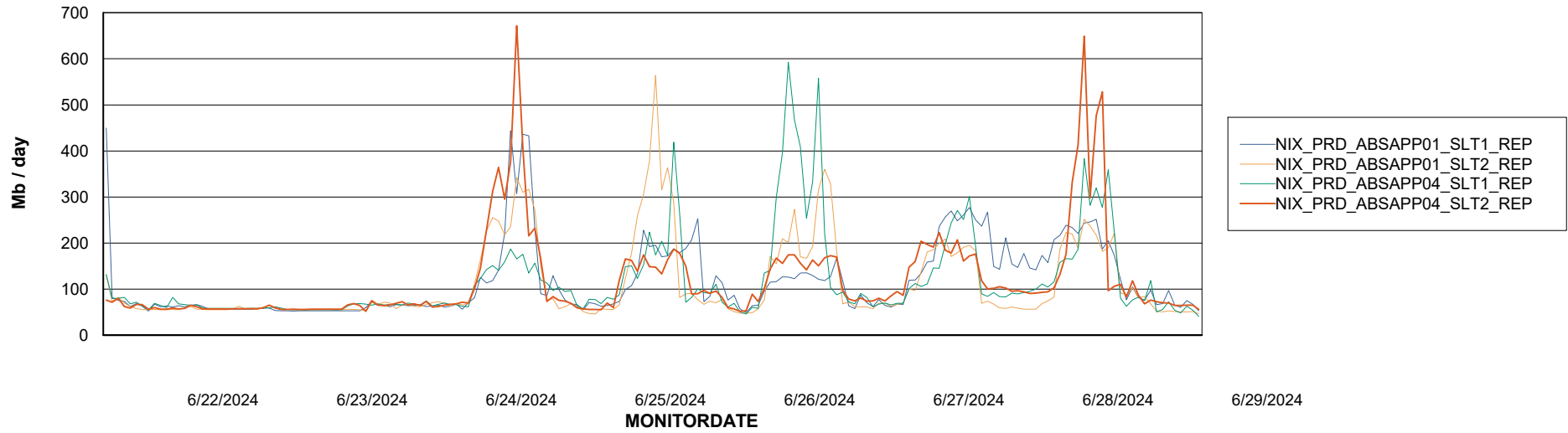
Weekly SLA Customer Report

Customer NIX_Production
Database ID 51



ABSSolute Application ReportServer Services

Avg memory used per ReportServer Service



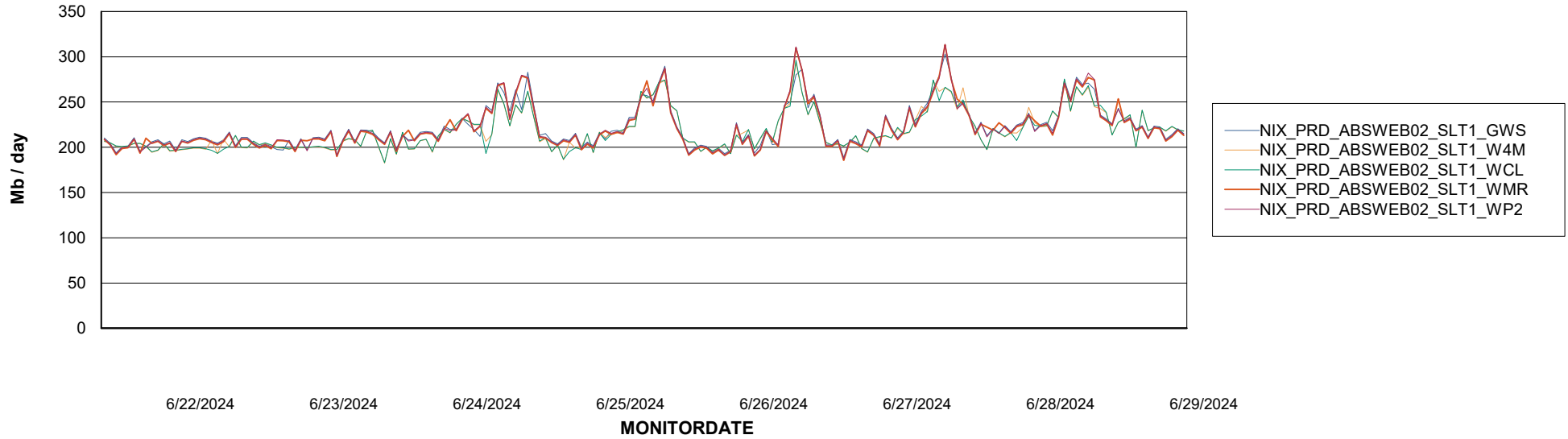
Weekly SLA Customer Report

Customer NIX_Production
Database ID 51



ABSSolute Web Component Services

Avg memory used per ABS Web component



Weekly SLA Customer Report

Customer NIX_Production
Database ID 51



Disaster per ABS component

