

# Weekly SLA Customer Report

Customer LLG\_Production  
 Database ID 148



Harddisk Usage LLG\_ABSAPPS01

	Free disk space on C: (%)	Total disk space on C: (Gb)	Used disk space on C: (Gb)	Free disk space on D: (%)	Total disk space on D: (Gb)	Used disk space on D: (Gb)
6/29/2024	90	500	51	98	393	7
6/28/2024	90	500	51	98	393	7
6/27/2024	90	500	51	98	393	7
6/26/2024	90	500	51	98	393	7
6/25/2024	90	500	51	98	393	7
6/24/2024	90	500	51	98	393	7
6/23/2024	90	500	51	98	393	7

Harddisk Usage LLG\_ABSApps02

	Free disk space on C: (%)	Total disk space on C: (Gb)	Used disk space on C: (Gb)	Free disk space on D: (%)	Total disk space on D: (Gb)	Used disk space on D: (Gb)
6/29/2024	93	500	35	96	393	14
6/28/2024	93	500	35	96	393	14
6/27/2024	93	500	35	96	393	14
6/26/2024	93	500	35	96	393	14
6/25/2024	93	500	35	96	393	14
6/24/2024	93	500	35	96	393	14
6/23/2024	93	500	36	96	393	14

# Weekly SLA Customer Report

Customer LLG\_Production  
Database ID 148



## Harddisk Usage LLG\_ABSBI01

	Free disk space on C: (%)	Total disk space on C: (Gb)	Used disk space on C: (Gb)	Free disk space on D: (%)	Total disk space on D: (Gb)	Used disk space on D: (Gb)
6/29/2024	84	446	71	91	2,681	238
6/28/2024	84	446	71	91	2,681	238
6/27/2024	84	446	71	91	2,681	238
6/26/2024	84	446	71	91	2,681	238
6/25/2024	84	446	71	91	2,681	238
6/24/2024	84	446	70	91	2,681	238
6/23/2024	84	446	71	91	2,681	238

## Harddisk Usage LLG\_ABSDB01

	Free disk space on C: (%)	Total disk space on C: (Gb)	Used disk space on C: (Gb)	Free disk space on D: (%)	Total disk space on D: (Gb)	Used disk space on D: (Gb)	Free disk space on E: (%)	Total disk space on E: (Gb)	Used disk space on E: (Gb)
6/29/2024	88	446	52	72	1,605	450	69	1,077	336
6/28/2024	88	446	52	72	1,605	450	69	1,077	333
6/27/2024	88	446	52	72	1,605	450	69	1,077	330
6/26/2024	88	446	52	72	1,605	450	69	1,077	329
6/25/2024	88	446	52	72	1,605	450	69	1,077	329
6/24/2024	88	446	52	72	1,605	450	69	1,077	329
6/23/2024	88	446	52	72	1,605	450	68	1,077	349

# Weekly SLA Customer Report

Customer LLG\_Production  
Database ID 148



Harddisk Usage LLG\_ABSDB02

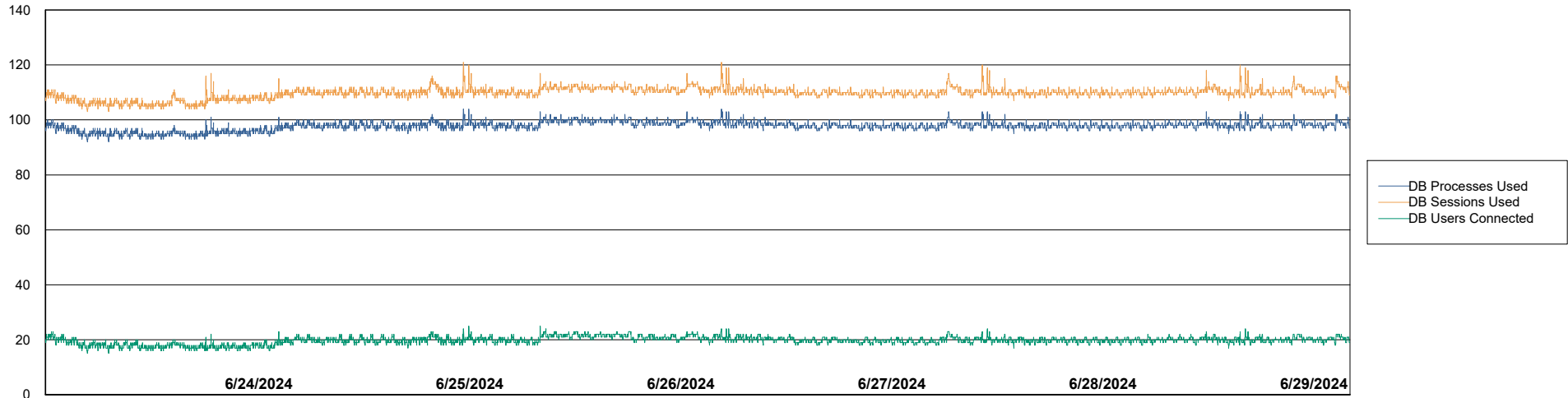
	Free disk space on C: (%)	Total disk space on C: (Gb)	Used disk space on C: (Gb)	Free disk space on D: (%)	Total disk space on D: (Gb)	Used disk space on D: (Gb)	Free disk space on E: (%)	Total disk space on E: (Gb)	Used disk space on E: (Gb)
6/29/2024	77	446	102	64	1,605	576	83	1,077	180
6/28/2024	77	446	102	64	1,605	576	68	1,077	349
6/27/2024	77	446	102	64	1,605	576	67	1,077	353
6/26/2024	77	446	102	64	1,605	576	67	1,077	350
6/25/2024	77	446	102	64	1,605	576	68	1,077	348
6/24/2024	77	446	102	64	1,605	576	68	1,077	346
6/23/2024	77	446	104	64	1,605	576	81	1,077	204

# Weekly SLA Customer Report

Customer LLG\_Production  
Database ID 148



Database Performance LLG\_ABSBI01\_BI\_PROD\_ABS1



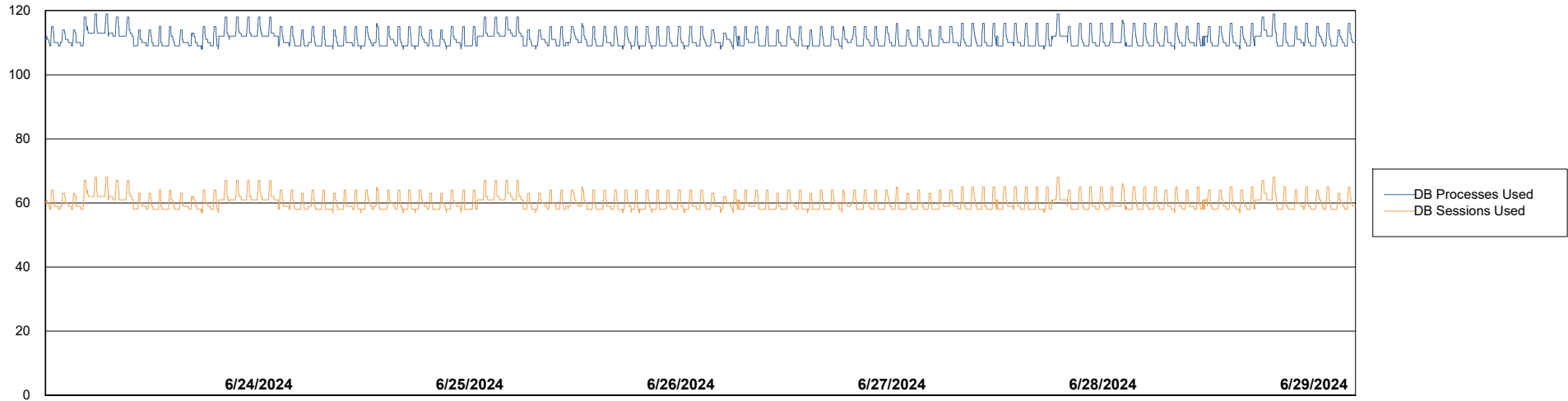
# Weekly SLA Customer Report

Customer LLG\_Production  
Database ID 148



Database Performance LLG\_ABSDB02\_PROD\_HSBABS1

DB Processes Max 300  
DB Processes Max 4  
DB Processes Max 0

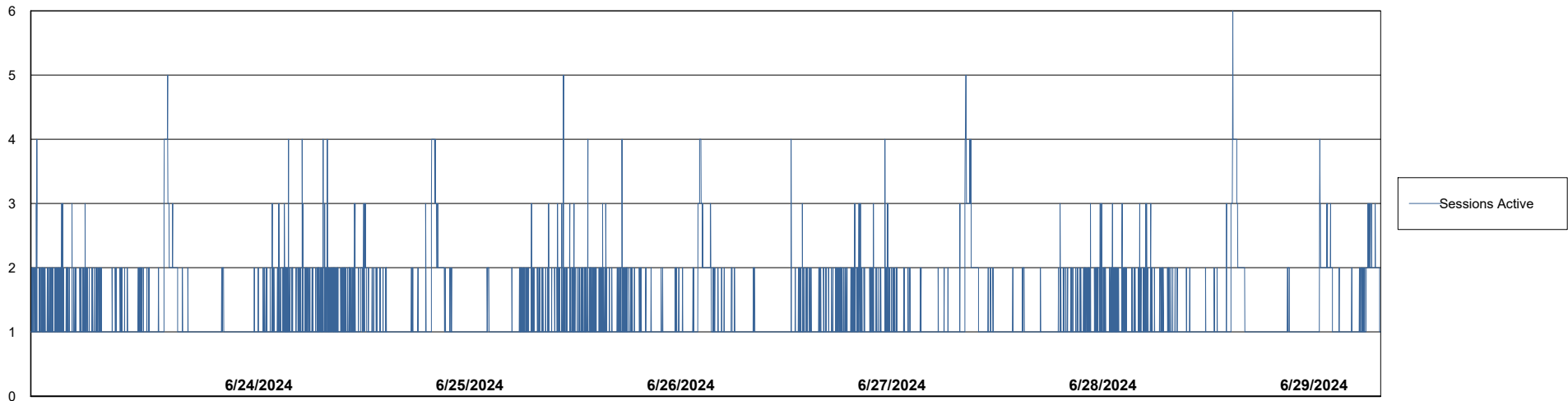
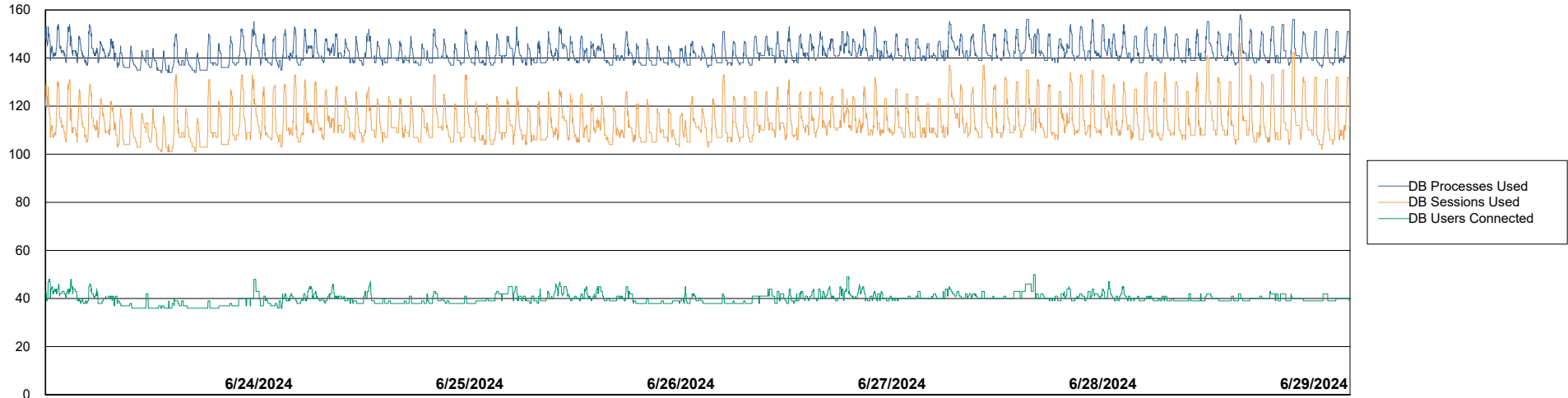


# Weekly SLA Customer Report

Customer LLG\_Production  
Database ID 148



## Database Performance LLG\_ABSDB1\_PROD\_ABS1



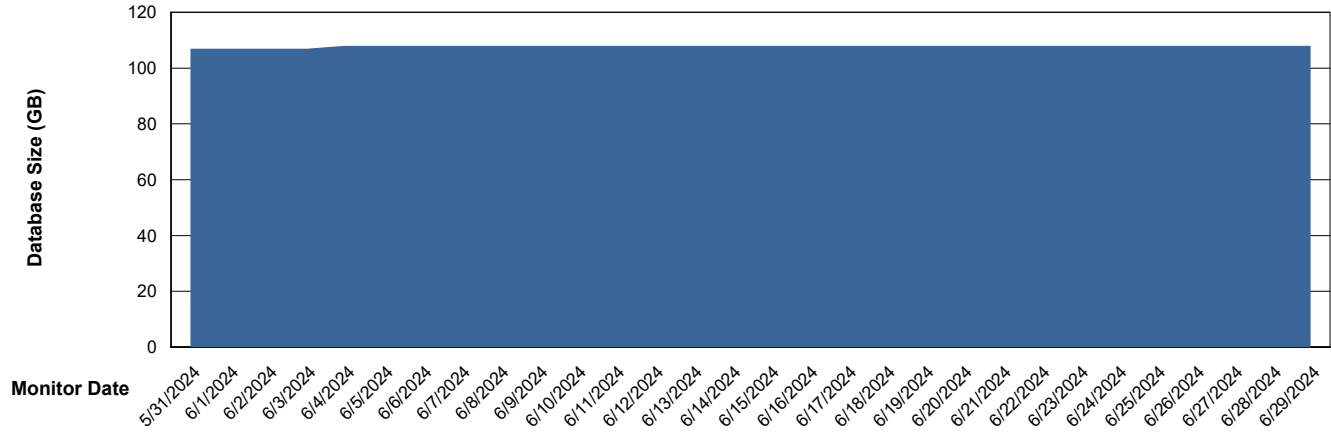
# Weekly SLA Customer Report

Customer LLG\_Production  
Database ID 148



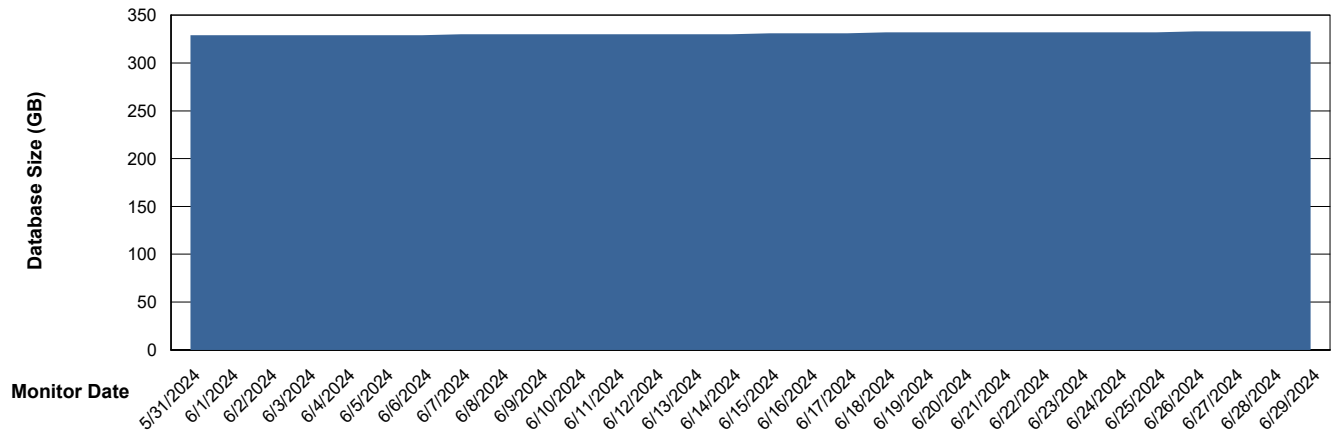
DATABASE SIZE LLG\_ABSBI01\_BI\_PROD\_ABS1

### Database growth over last month



DATABASE SIZE LLG\_ABSDB1\_PROD\_ABS1

### Database growth over last month



# Weekly SLA Customer Report

Customer     LLG\_Production  
Database ID    148



Database Tablespace                      LLG\_ABSBI01\_BI\_PROD\_ABS1

Date	Tablespace Name	Filesize (Gb)	Usedsize (Gb)	Percentage free
6/29/2024	ABSDATA	64	45	30
	INDX	72	56	22
6/28/2024	ABSDATA	64	45	30
	INDX	72	56	22
6/27/2024	ABSDATA	64	45	30
	INDX	72	56	22
6/26/2024	ABSDATA	64	45	30
	INDX	72	56	22
6/25/2024	ABSDATA	64	45	30
	INDX	72	56	22
6/24/2024	ABSDATA	64	45	30
	INDX	72	56	22
6/23/2024	ABSDATA	64	45	30
	INDX	72	56	22

# Weekly SLA Customer Report

Customer LLG\_Production  
 Database ID 148



Database Tablespace LLG\_ABSDB1\_PROD\_ABS1

Date	Tablespace Name	Filesize (Gb)	Usedsize (Gb)	Percentage free
6/29/2024	ABSDATA	178	137	23
	INDX	224	183	18
6/28/2024	ABSDATA	178	137	23
	INDX	224	183	18
6/27/2024	ABSDATA	178	137	23
	INDX	224	183	18
6/26/2024	ABSDATA	178	137	23
	INDX	224	183	18
6/25/2024	ABSDATA	178	137	23
	INDX	224	183	18
6/24/2024	ABSDATA	178	137	23
	INDX	224	183	18
6/23/2024	ABSDATA	178	137	23
	INDX	224	183	18

BI Status and last ETL error for LLG\_ABSBI01\_BI\_PROD\_ABS1

	Mon 24/6/2024	Tue 25/6/2024	Wed 26/6/2024	Thu 27/6/2024	Fri 28/6/2024	Sat 29/6/2024
<b>ABS DataWarehouse ETL Health</b>	OK	OK	OK	OK	OK	OK
<b>ABS DWHStaging ETL Health</b>	OK	OK	OK	OK	OK	OK

# Weekly SLA Customer Report

Customer      LLG\_Production  
Database ID    148



BI last ETL error for	LLG_ABSBI01_BI_PROD_ABS1
-----------------------	--------------------------

Fri, 28-06-2024	None
Tue, 25-06-2024	None
Thu, 27-06-2024	None
Mon, 24-06-2024	None
Sat, 29-06-2024	None
Wed, 26-06-2024	None
Sun, 23-06-2024	None
Wed, 26-06-2024	None
Sun, 23-06-2024	None
Fri, 28-06-2024	None
Mon, 24-06-2024	None
Tue, 25-06-2024	None
Thu, 27-06-2024	None
Sat, 29-06-2024	None

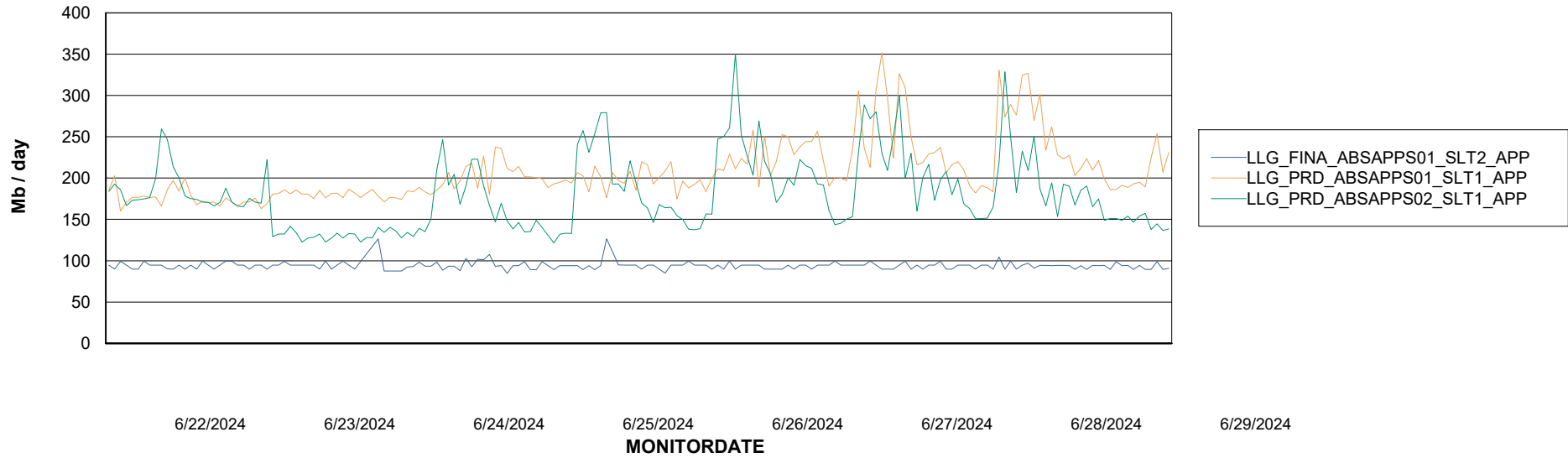
# Weekly SLA Customer Report

Customer LLG\_Production  
Database ID 148

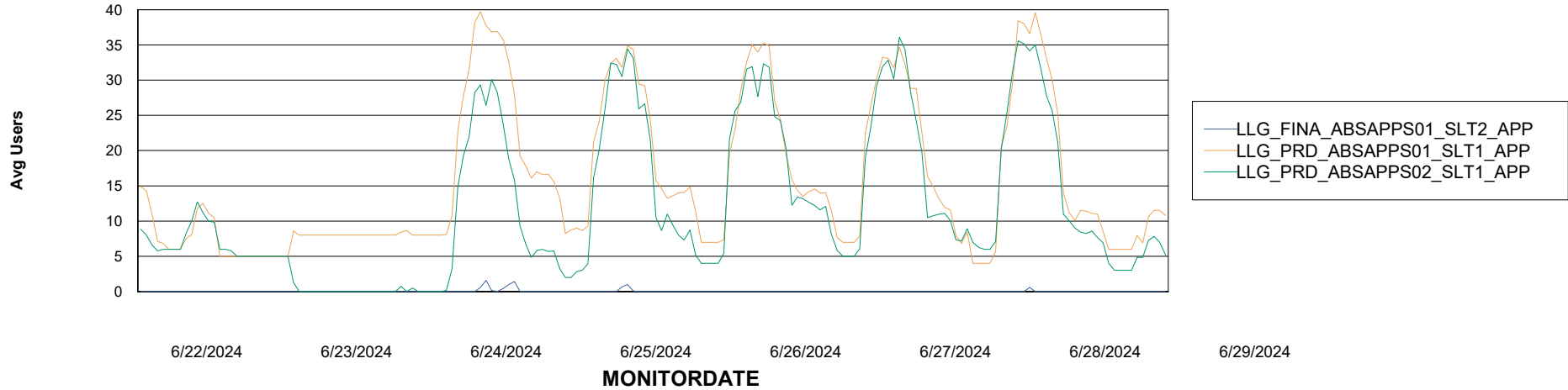


## ABSSolute Application Server Services

### Avg memory used per ABS Server Service



### Avg users per day per ABS server



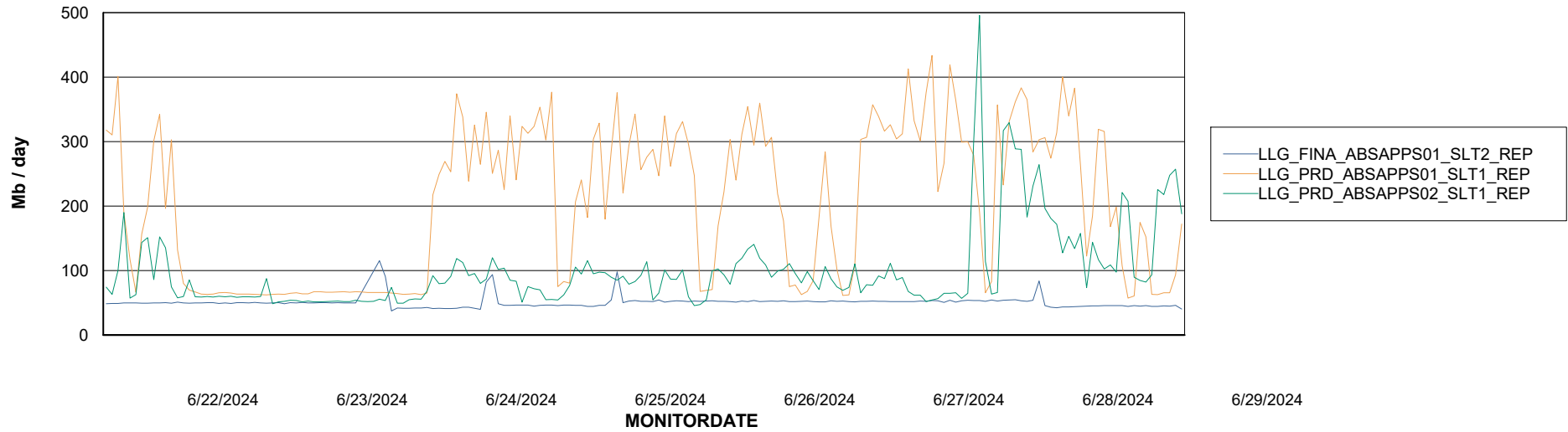
# Weekly SLA Customer Report

Customer LLG\_Production  
Database ID 148



## ABSSolute Application ReportServer Services

### Avg memory used per ReportServer Service



### Disaster per ABS component

