

# Weekly SLA Customer Report

Customer ECL\_Production  
Database ID 156



## Harddisk Usage ECL\_PRD\_ECLABS

	Free disk space on C: (%)	Total disk space on C: (Gb)	Used disk space on C: (Gb)	Free disk space on E: (%)	Total disk space on E: (Gb)	Used disk space on E: (Gb)
6/29/2024	60	199	80	62	500	191
6/28/2024	60	199	80	62	500	192
6/27/2024	60	199	79	62	500	192
6/26/2024	61	199	78	62	500	192
6/25/2024	60	199	80	62	500	192
6/24/2024	60	199	80	61	500	193
6/23/2024	60	199	80	62	500	192

## Harddisk Usage ECL\_PRD\_ECLABS-TEST

	Free disk space on C: (%)	Total disk space on C: (Gb)	Used disk space on C: (Gb)	Free disk space on E: (%)	Total disk space on E: (Gb)	Used disk space on E: (Gb)
6/29/2024	61	199	77	48	500	259
6/28/2024	62	199	76	48	500	260
6/27/2024	62	199	76	48	500	260
6/26/2024	62	199	75	48	500	260
6/25/2024	63	199	74	48	500	260
6/24/2024	63	199	73	48	500	260
6/23/2024	63	199	73	48	500	260

# Weekly SLA Customer Report

Customer ECL\_Production  
Database ID 156



Harddisk Usage ECL\_PRD\_ECLABS-WEB

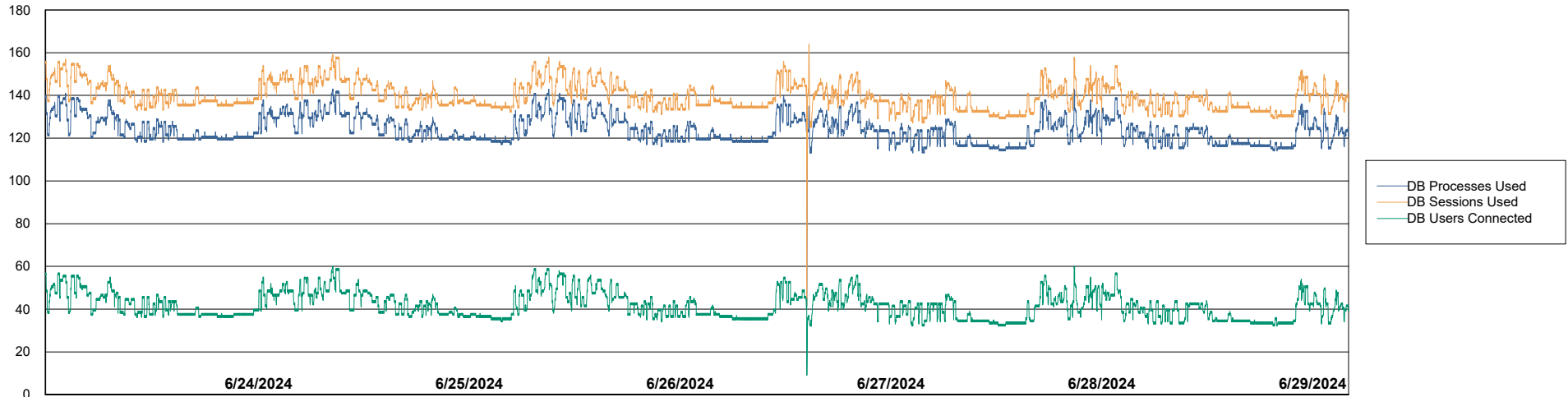
	Free disk space on C: (%)	Total disk space on C: (Gb)	Used disk space on C: (Gb)
6/29/2024	37	99	63
6/28/2024	37	99	63
6/27/2024	37	99	63
6/26/2024	38	99	62
6/25/2024	38	99	62
6/24/2024	38	99	62
6/23/2024	38	99	62

# Weekly SLA Customer Report

Customer ECL\_Production  
Database ID 156



Database Performance ECL\_PRD\_ECLABS\_ABS1



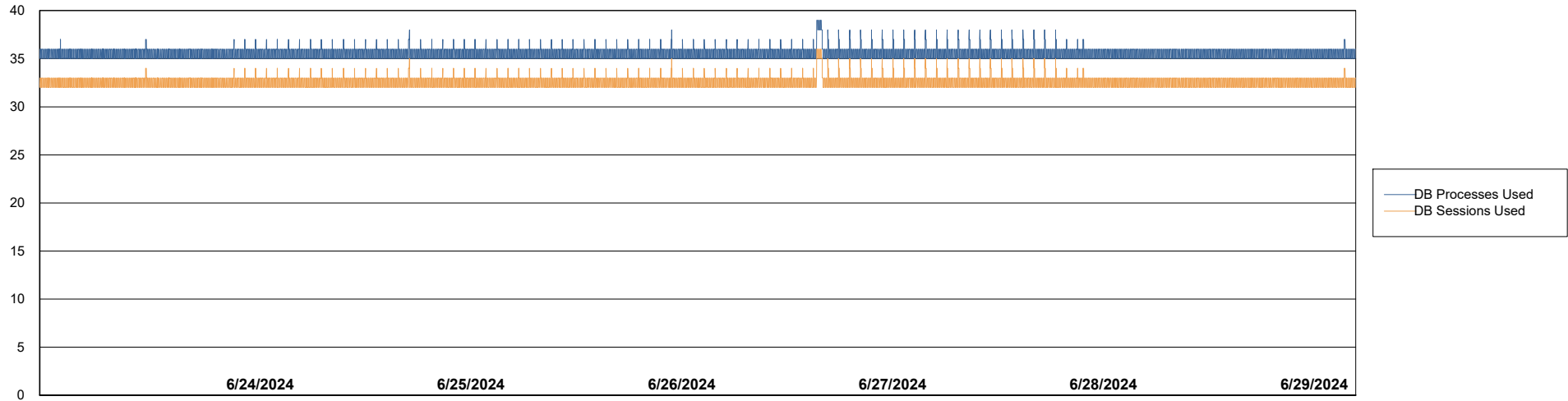
# Weekly SLA Customer Report

Customer ECL\_Production  
Database ID 156



Database Performance ECL\_PRD\_ECLABS-TEST\_HSBABS1

DB Processes Max 1,000



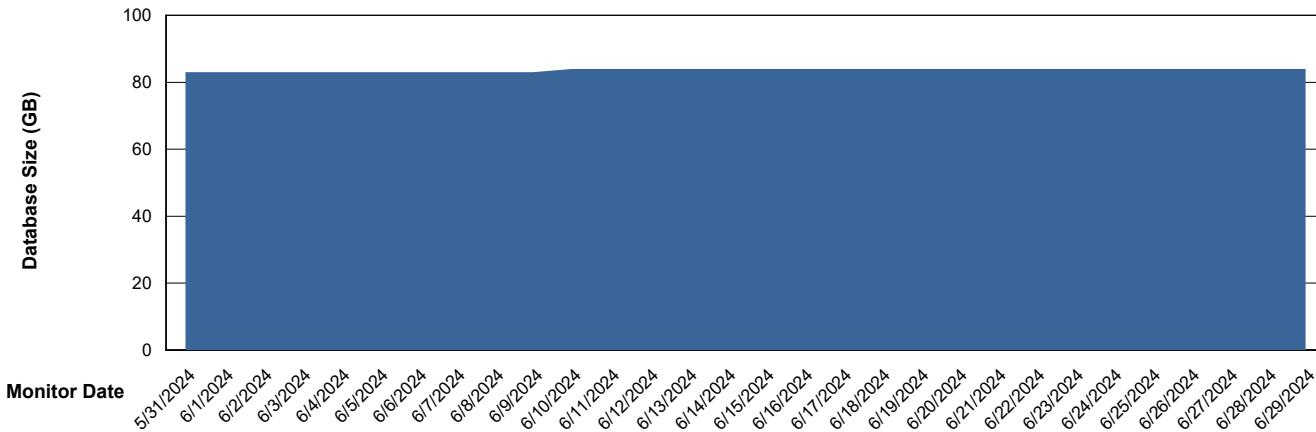
# Weekly SLA Customer Report

Customer ECL\_Production  
 Database ID 156



DATABASE SIZE ECL\_PRD\_ECLABS\_ABS1

## Database growth over last month



Database Tablespace ECL\_PRD\_ECLABS\_ABS1

Date	Tablespace Name	Filesize (Gb)	Usedsize (Gb)	Percentage free
6/29/2024	ABSDATA	81	61	25
	INDX	10	7	31
6/28/2024	ABSDATA	81	61	25
	INDX	10	7	31
6/27/2024	ABSDATA	81	61	25
	INDX	10	7	31
6/26/2024	ABSDATA	81	60	25
	INDX	10	7	31
6/25/2024	ABSDATA	81	60	25
	INDX	10	7	32
6/24/2024	ABSDATA	81	60	25
	INDX	10	7	32
6/23/2024	ABSDATA	81	60	25
	INDX	10	7	32

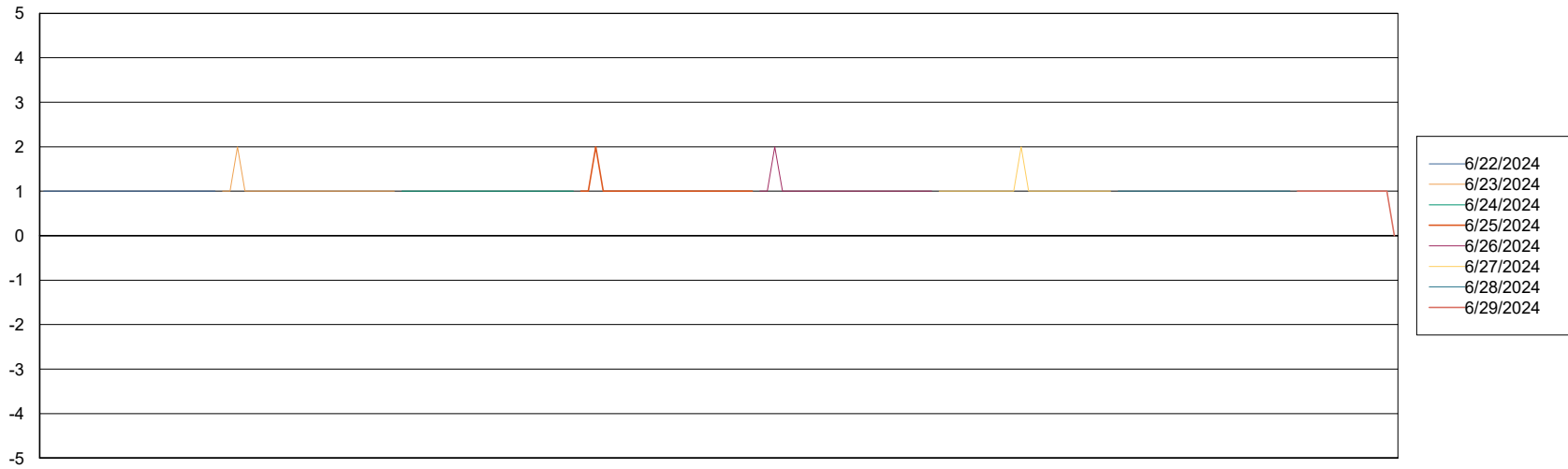
# Weekly SLA Customer Report

Customer ECL\_Production  
Database ID 156



Standby Database Health ECL\_Production

### Recovery lag for last 7 days



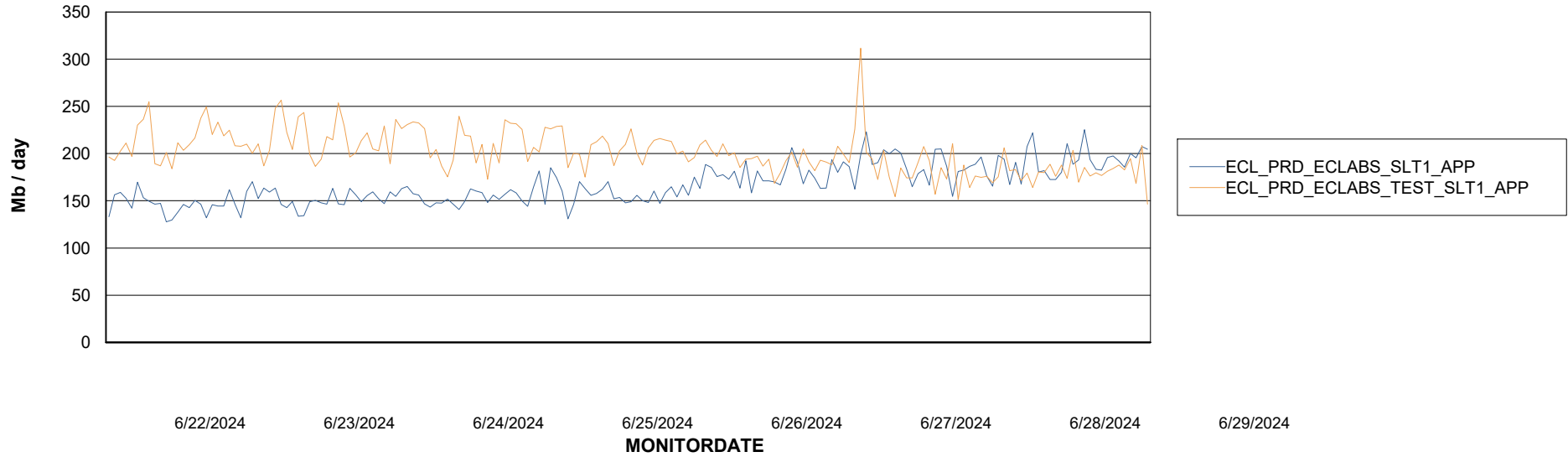
# Weekly SLA Customer Report

Customer ECL\_Production  
Database ID 156

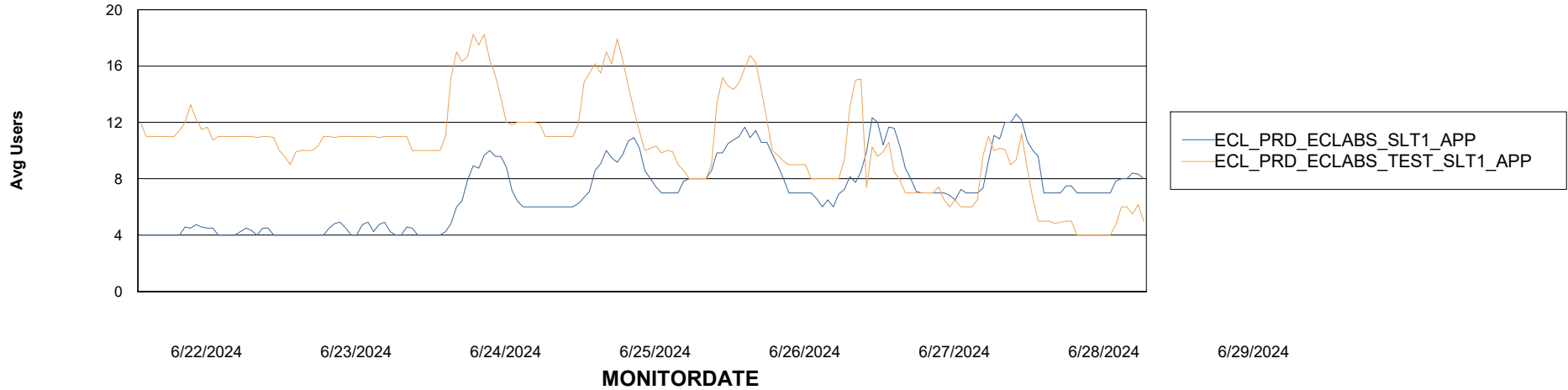


## ABSSolute Application Server Services

### Avg memory used per ABS Server Service



### Avg users per day per ABS server



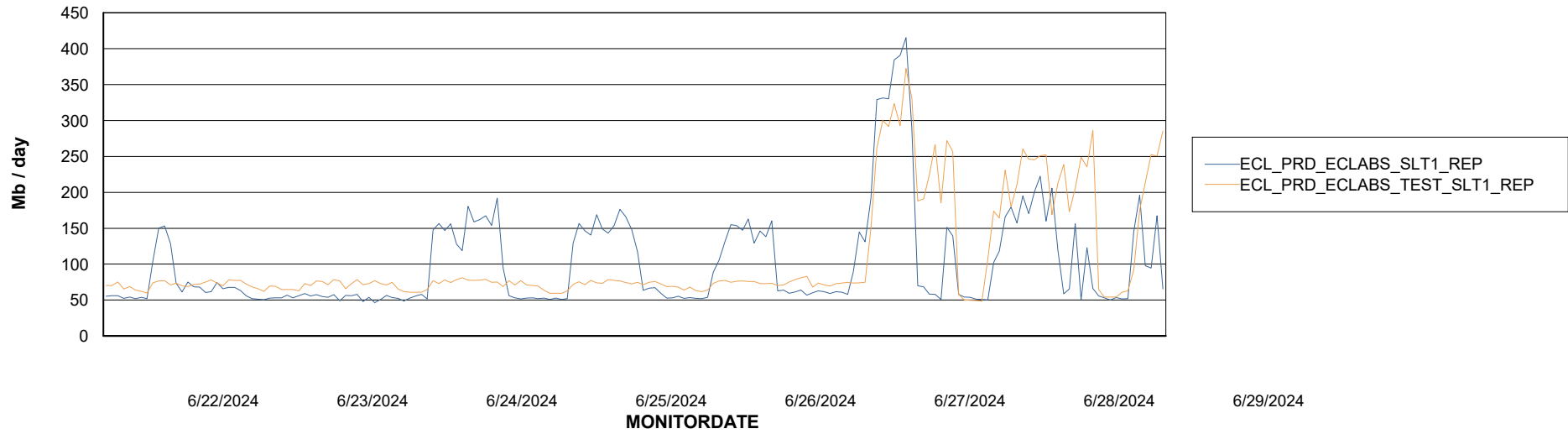
# Weekly SLA Customer Report

Customer ECL\_Production  
Database ID 156



## ABSSolute Application ReportServer Services

### Avg memory used per ReportServer Service



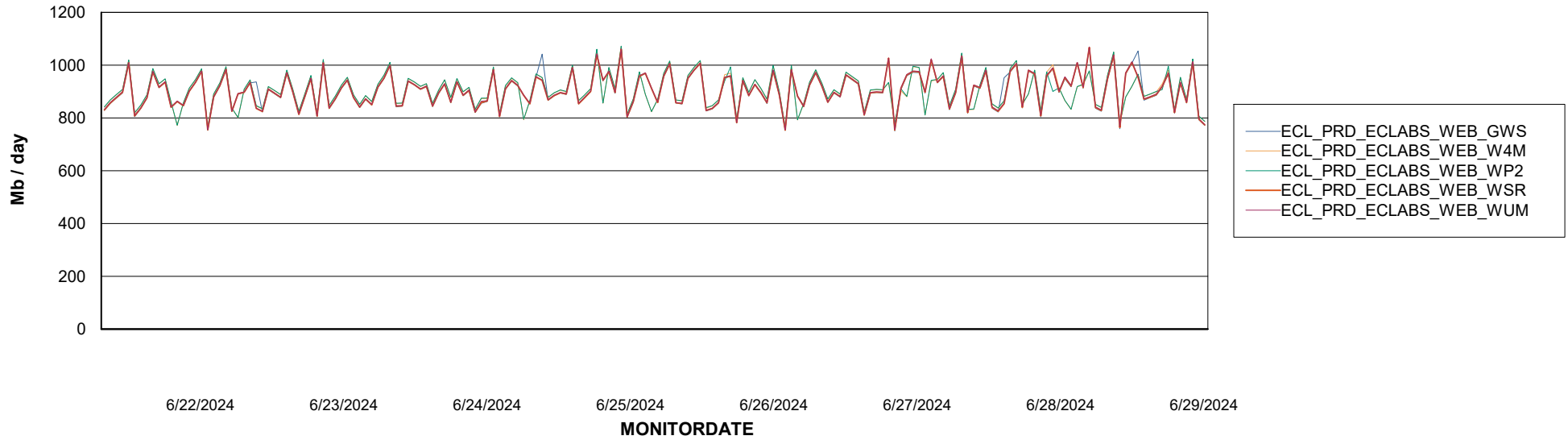
# Weekly SLA Customer Report

Customer ECL\_Production  
Database ID 156



## ABSolute Web Component Services

### Avg memory used per ABS Web component



# Weekly SLA Customer Report

Customer ECL\_Production  
Database ID 156



### Disaster per ABS component

