

# Weekly SLA Customer Report

Customer BNL\_Production  
Database ID 83



## Harddisk Usage BNL\_PRD\_BSNLP-VM-ABSD02

	Free disk space on C: (%)	Total disk space on C: (Gb)	Used disk space on C: (Gb)	Free disk space on D: (%)	Total disk space on D: (Gb)	Used disk space on D: (Gb)	Free disk space on E: (%)	Total disk space on E: (Gb)	Used disk space on E: (Gb)	Free disk space on F: (%)
6/29/2024	52	127	61	69	1,512	474	88	500	58	80
6/28/2024	52	127	61	69	1,512	462	87	500	63	80
6/27/2024	52	127	61	69	1,512	465	89	500	57	80
6/26/2024	52	127	61	70	1,512	459	88	500	58	80
6/25/2024	52	127	61	69	1,512	463	89	500	53	80
6/24/2024	52	127	61	69	1,512	462	88	500	62	80
6/23/2024	52	127	61	69	1,512	462	89	500	56	80

## Harddisk Usage BNL\_PRD\_BSNLP-VM-ABSD03

	Free disk space on C: (%)	Total disk space on C: (Gb)	Used disk space on C: (Gb)	Free disk space on D: (%)	Total disk space on D: (Gb)	Used disk space on D: (Gb)	Free disk space on E: (%)	Total disk space on E: (Gb)	Used disk space on E: (Gb)	Free disk space on F: (%)
6/29/2024	48	127	66	81	1,512	293	78	500	112	80
6/28/2024	48	127	66	81	1,512	292	77	500	117	80
6/27/2024	48	127	66	81	1,512	291	77	500	117	80
6/26/2024	48	127	66	81	1,512	289	77	500	116	80
6/25/2024	48	127	66	81	1,512	290	77	500	115	80
6/24/2024	48	127	66	81	1,512	292	77	500	114	80
6/23/2024	48	127	66	81	1,512	292	78	500	111	80

# Weekly SLA Customer Report

Customer BNL\_Production  
Database ID 83



Harddisk Usage BNL\_PRD\_bsnlp-vm-absw01

	Free disk space on C: (%)	Total disk space on C: (Gb)	Used disk space on C: (Gb)	Free disk space on D: (%)	Total disk space on D: (Gb)	Used disk space on D: (Gb)	Free disk space on E: (%)	Total disk space on E: (Gb)	Used disk space on E: (Gb)
6/29/2024	79	127	26	96	128	5	91	16	1
6/28/2024	79	127	26	96	128	5	91	16	1
6/27/2024	79	127	26	96	128	5	91	16	1
6/26/2024	79	127	26	96	128	5	91	16	1
6/25/2024	79	127	26	96	128	5	91	16	1
6/24/2024	79	127	26	96	128	5	91	16	1
6/23/2024	79	127	26	96	128	5	91	16	1

Harddisk Usage BNL\_PRD\_vm-absa01

	Free disk space on C: (%)	Total disk space on C: (Gb)	Used disk space on C: (Gb)	Free disk space on D: (%)	Total disk space on D: (Gb)	Used disk space on D: (Gb)	Free disk space on E: (%)	Total disk space on E: (Gb)	Used disk space on E: (Gb)
6/29/2024	71	127	37	90	127	13	92	64	5
6/28/2024	71	127	37	90	127	13	92	64	5
6/27/2024	71	127	37	90	127	13	92	64	5
6/26/2024	71	127	37	90	127	13	92	64	5
6/25/2024	71	127	37	90	127	13	92	64	5
6/24/2024	71	127	37	90	127	13	92	64	5
6/23/2024	71	127	37	90	127	13	92	64	5

# Weekly SLA Customer Report

Customer BNL\_Production  
Database ID 83



## Harddisk Usage BNL\_PRD\_vm-absa02

	Free disk space on C: (%)	Total disk space on C: (Gb)	Used disk space on C: (Gb)	Free disk space on D: (%)	Total disk space on D: (Gb)	Used disk space on D: (Gb)	Free disk space on E: (%)	Total disk space on E: (Gb)	Used disk space on E: (Gb)
6/29/2024	76	127	31	78	127	28	92	64	5
6/28/2024	76	127	31	78	127	28	92	64	5
6/27/2024	76	127	31	78	127	28	92	64	5
6/26/2024	76	127	31	78	127	28	92	64	5
6/25/2024	76	127	31	78	127	28	92	64	5
6/24/2024	76	127	31	78	127	28	92	64	5
6/23/2024	76	127	31	78	127	28	92	64	5

## Harddisk Usage BNL\_PRD\_vm-absa03

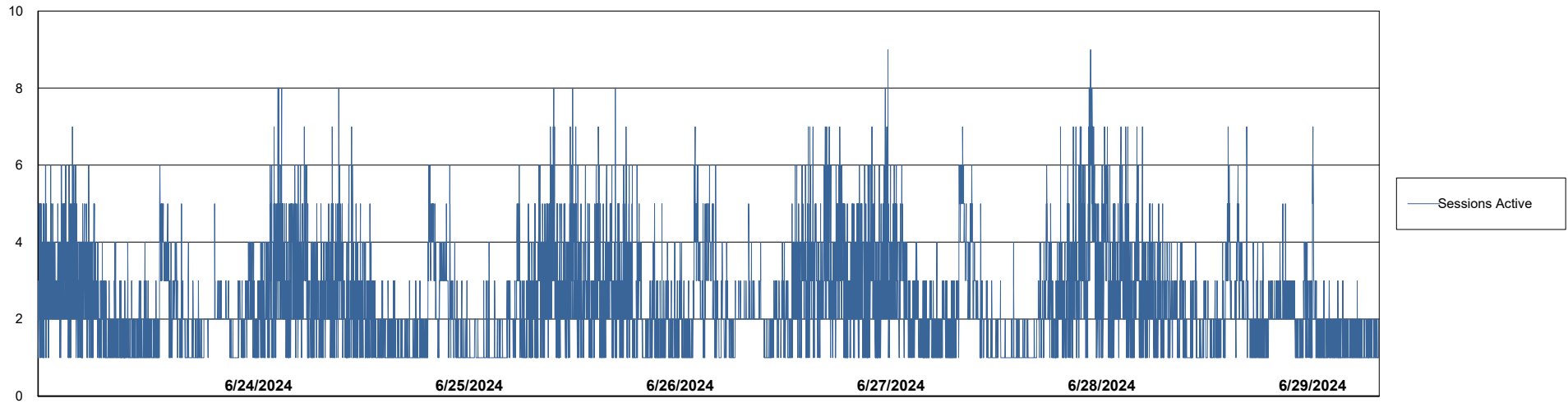
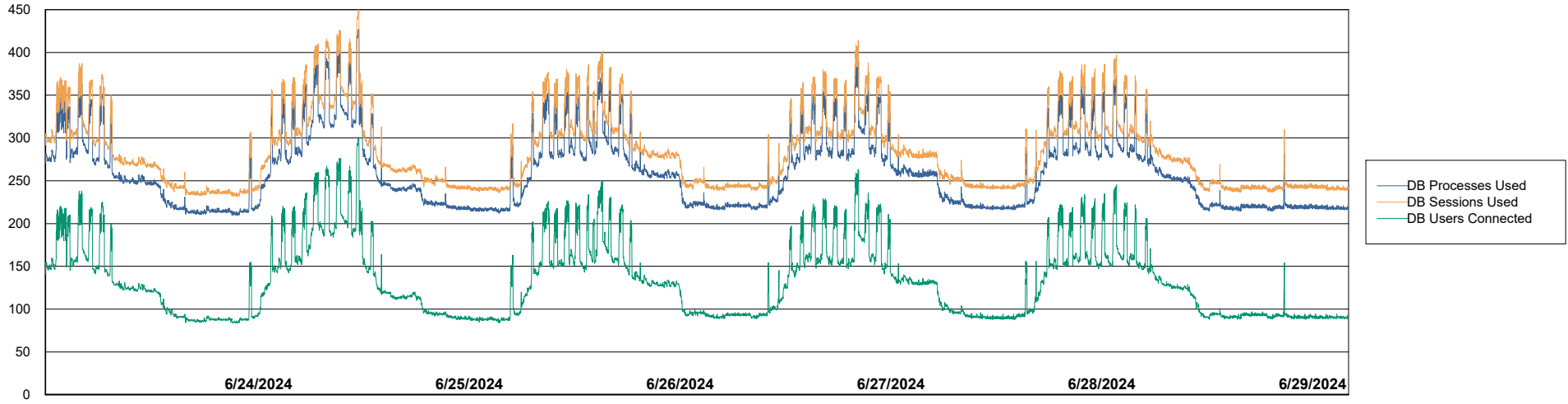
	Free disk space on C: (%)	Total disk space on C: (Gb)	Used disk space on C: (Gb)	Free disk space on D: (%)	Total disk space on D: (Gb)	Used disk space on D: (Gb)	Free disk space on E: (%)	Total disk space on E: (Gb)	Used disk space on E: (Gb)
6/29/2024	68	127	41	28	127	92	92	64	5
6/28/2024	68	127	41	28	127	92	92	64	5
6/27/2024	68	127	41	28	127	92	92	64	5
6/26/2024	68	127	41	28	127	92	92	64	5
6/25/2024	68	127	41	28	127	92	92	64	5
6/24/2024	68	127	41	28	127	92	92	64	5
6/23/2024	68	127	41	28	127	91	92	64	5

# Weekly SLA Customer Report

Customer BNL\_Production  
Database ID 83



## Database Performance BNLDB\_Production



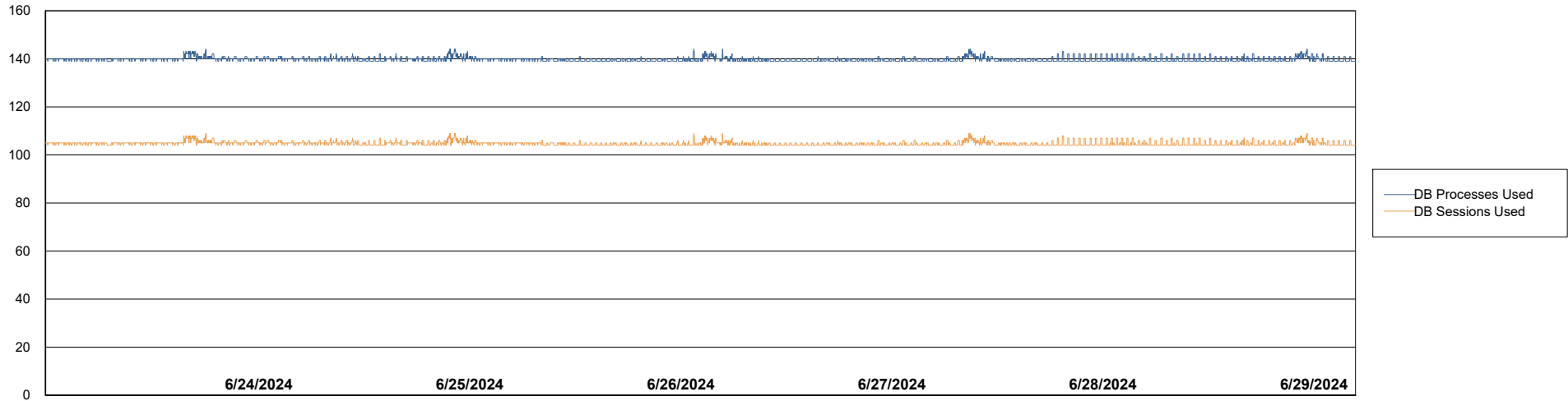
# Weekly SLA Customer Report

Customer BNL\_Production  
Database ID 83



## Database Performance BNLDB\_Standby

DB Processes Max 1,000  
DB Processes Max 0  
DB Processes Max 4



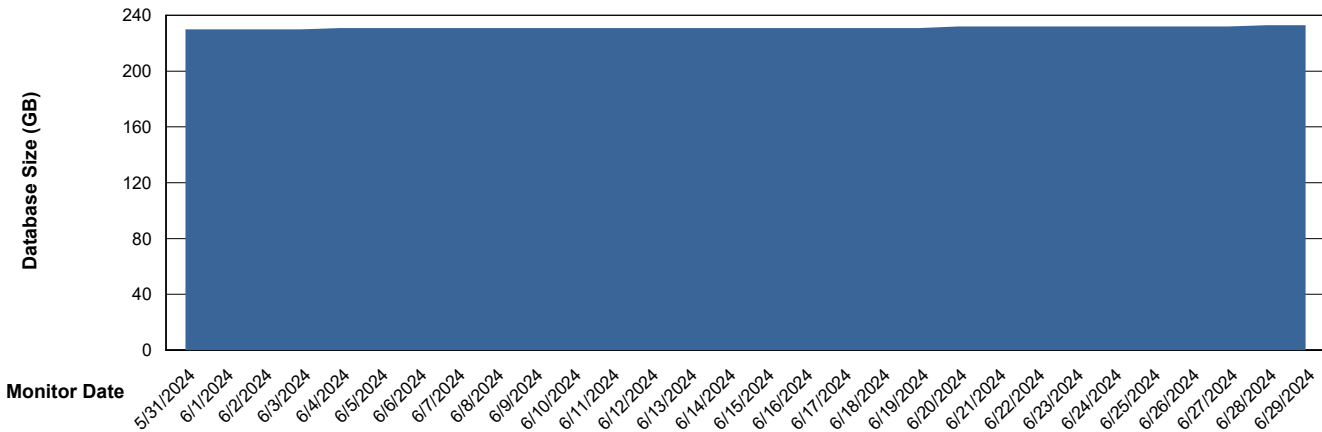
# Weekly SLA Customer Report

Customer BNL\_Production  
 Database ID 83



DATABASE SIZE BNLDB\_Production

Database growth over last month



Database Tablespace BNLDB\_Production

Date	Tablespace Name	Filesize (Gb)	Usedsize (Gb)	Percentage free
6/29/2024	ABSDATA	105	67	36
	INDX	200	156	22
6/28/2024	ABSDATA	105	67	36
	INDX	200	156	22
6/27/2024	ABSDATA	105	67	36
	INDX	200	156	22
6/26/2024	ABSDATA	105	67	36
	INDX	200	156	22
6/25/2024	ABSDATA	105	67	36
	INDX	200	155	22
6/24/2024	ABSDATA	105	67	36
	INDX	200	155	22
6/23/2024	ABSDATA	105	67	36
	INDX	200	155	22

# Weekly SLA Customer Report

Customer BNL\_Production  
Database ID 83



Standby Database Health BNL\_Production

### Recovery lag for last 7 days



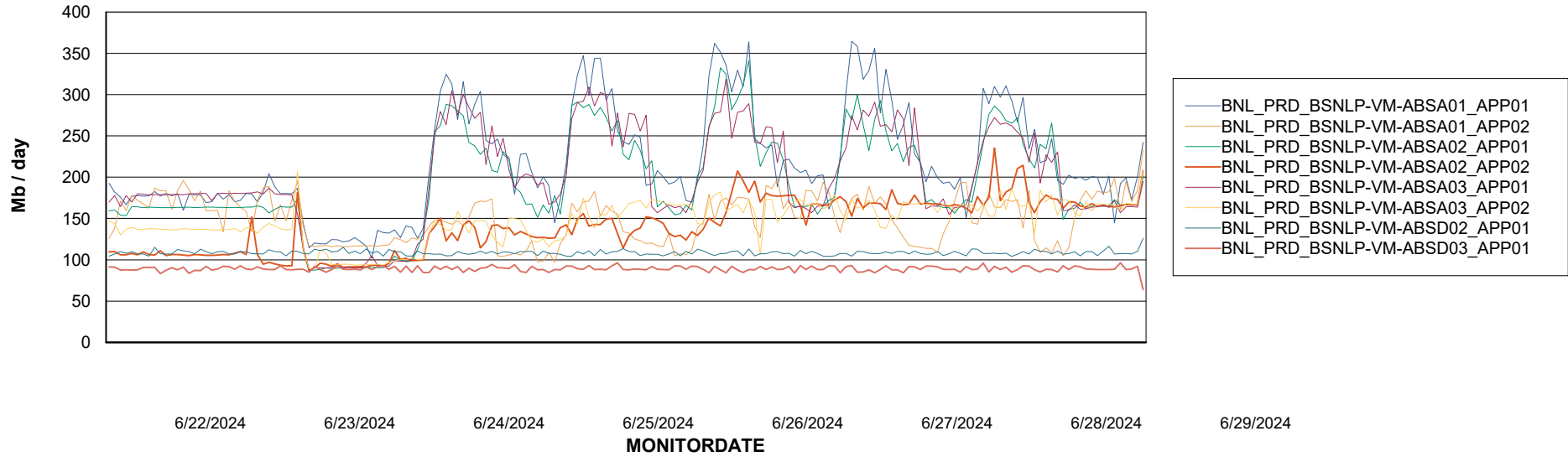
# Weekly SLA Customer Report

Customer BNL\_Production  
Database ID 83

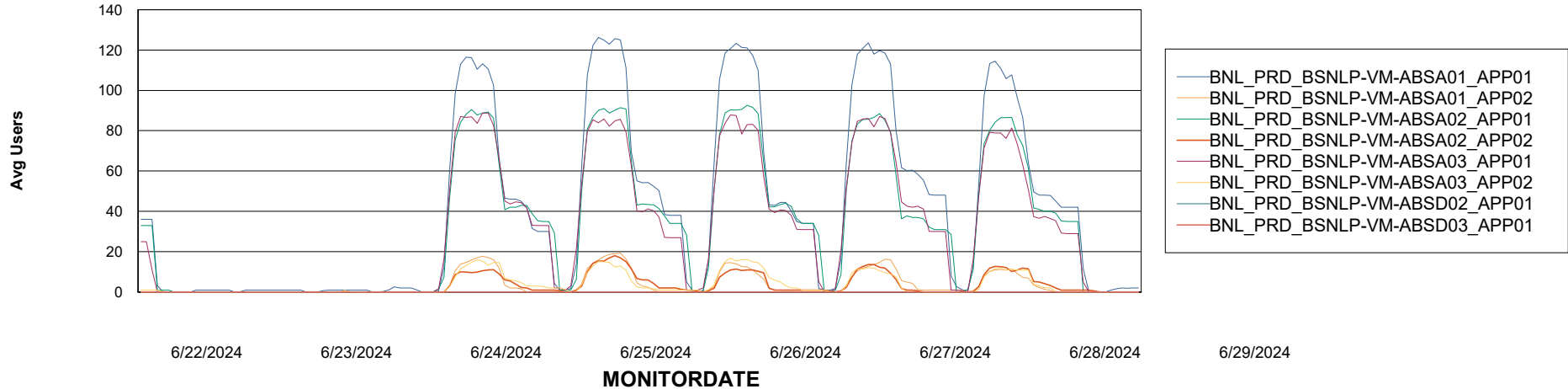


## ABSSolute Application Server Services

### Avg memory used per ABS Server Service



### Avg users per day per ABS server



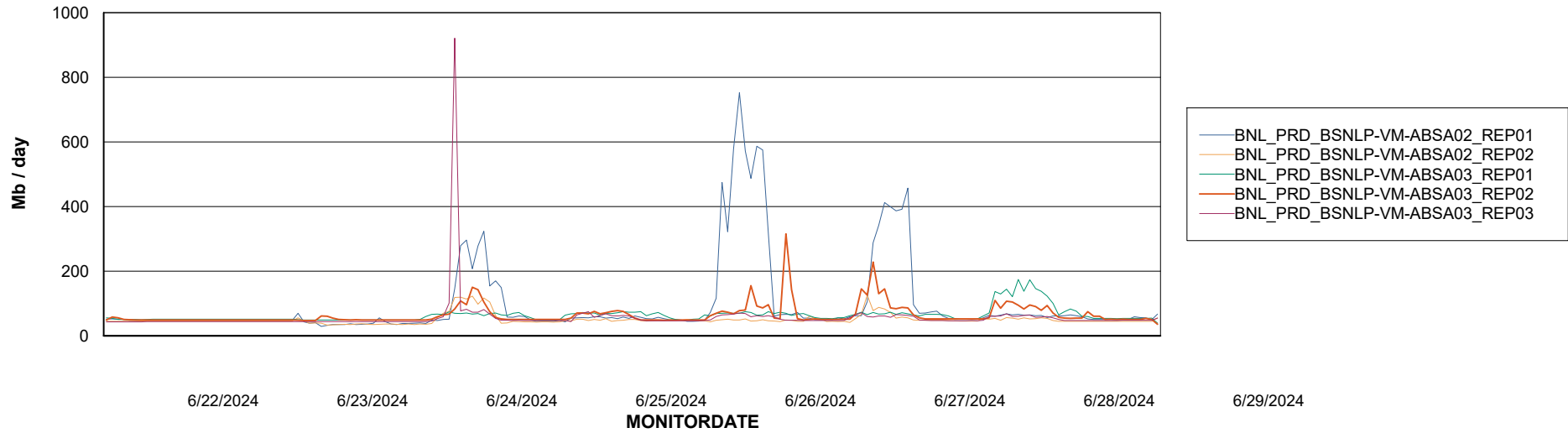
# Weekly SLA Customer Report

Customer BNL\_Production  
Database ID 83



## ABSSolute Application ReportServer Services

### Avg memory used per ReportServer Service



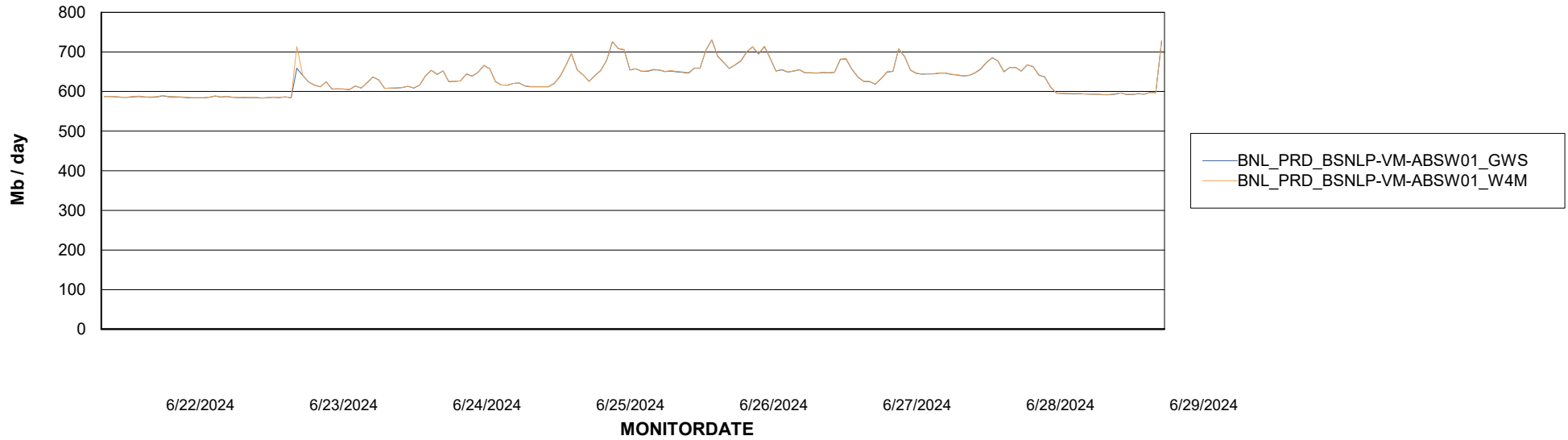
# Weekly SLA Customer Report

Customer BNL\_Production  
Database ID 83



## ABSolute Web Component Services

### Avg memory used per ABS Web component



# Weekly SLA Customer Report

Customer BNL\_Production  
Database ID 83



## Disaster per ABS component

