

# Weekly SLA Customer Report

Customer VEN\_Production  
Database ID 35



## Harddisk Usage VEN\_PRD\_VENABS06\_DB

	Free disk space on C: (%)	Total disk space on C: (Gb)	Used disk space on C: (Gb)	Free disk space on D: (%)	Total disk space on D: (Gb)	Used disk space on D: (Gb)	Free disk space on E: (%)	Total disk space on E: (Gb)	Used disk space on E: (Gb)
6/22/2024	42	102	59	21	821	648	78	400	87
6/21/2024	42	102	59	21	821	648	80	400	82
6/20/2024	42	102	59	21	821	648	78	400	88
6/19/2024	42	102	59	21	821	648	79	400	84
6/18/2024	42	102	59	21	821	648	79	400	83
6/17/2024	42	102	59	21	821	648	81	400	75
6/16/2024	42	102	59	21	821	648	82	400	73

## Harddisk Usage VEN\_PRD\_VENABS07\_SB-DB

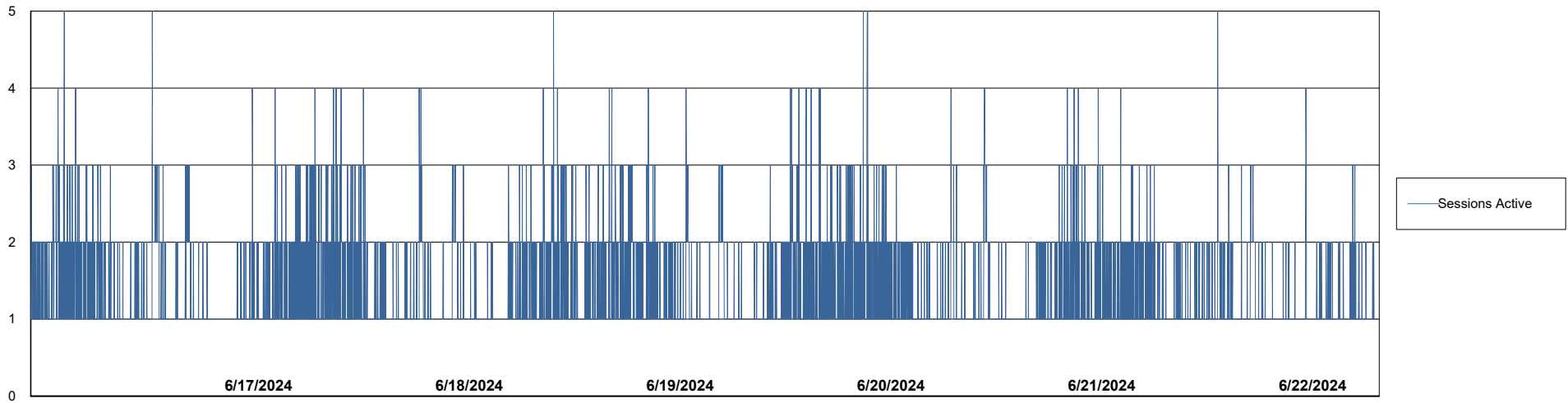
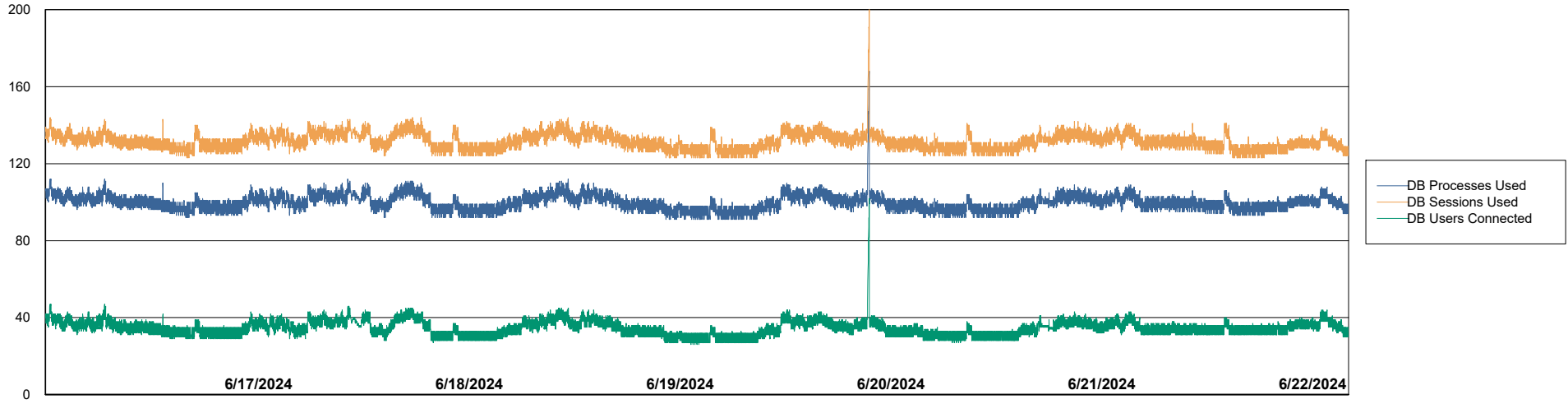
	Free disk space on C: (%)	Total disk space on C: (Gb)	Used disk space on C: (Gb)	Free disk space on D: (%)	Total disk space on D: (Gb)	Used disk space on D: (Gb)	Free disk space on E: (%)	Total disk space on E: (Gb)	Used disk space on E: (Gb)
6/22/2024	33	102	68	16	1,000	841	86	400	54
6/21/2024	33	102	68	16	1,000	841	86	400	56
6/20/2024	34	102	68	16	1,000	841	84	400	63
6/19/2024	34	102	67	16	1,000	841	85	400	59
6/18/2024	34	102	67	16	1,000	841	86	400	57
6/17/2024	34	102	67	16	1,000	841	88	400	49
6/16/2024	34	102	67	16	1,000	841	88	400	47

# Weekly SLA Customer Report

Customer VEN\_Production  
Database ID 35



## Database Performance VENDB\_Production\_ABS1



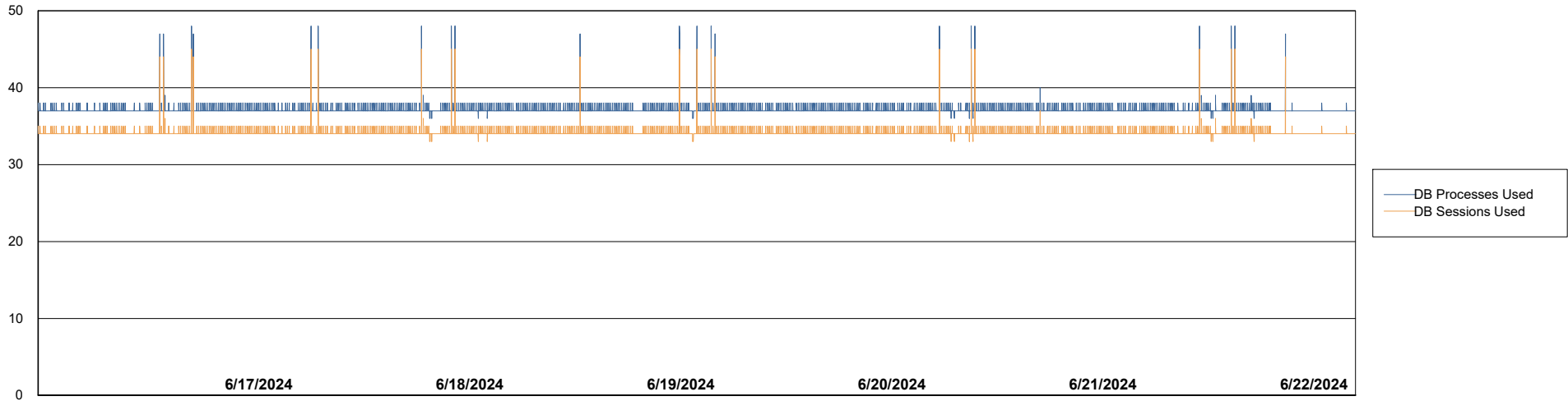
# Weekly SLA Customer Report

Customer VEN\_Production  
Database ID 35



Database Performance VENDB\_Standby\_ABS1\_SB

DB Processes Max 300



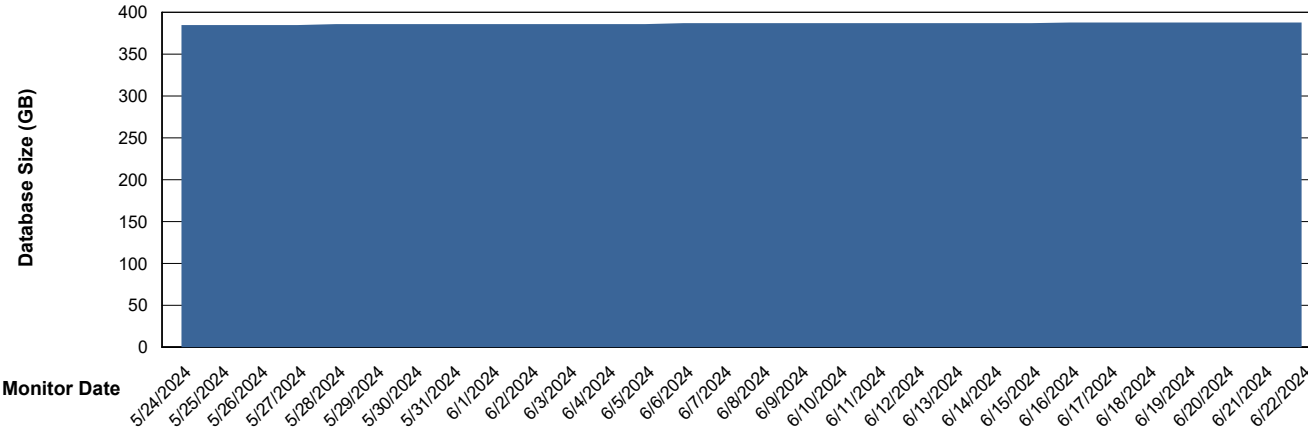
# Weekly SLA Customer Report

Customer VEN\_Production  
 Database ID 35



DATABASE SIZE VENABLE\_Production\_ABS1

## Database growth over last month



Database Tablespace VENABLE\_Production\_ABS1

Date	Tablespace Name	Filesize (Gb)	Usedsize (Gb)	Percentage free
6/22/2024	ABSDATA	233	194	17
	INDX	219	182	17
6/21/2024	ABSDATA	233	194	17
	INDX	219	182	17
6/20/2024	ABSDATA	233	194	17
	INDX	219	182	17
6/19/2024	ABSDATA	233	194	17
	INDX	219	182	17
6/18/2024	ABSDATA	233	194	17
	INDX	219	182	17
6/17/2024	ABSDATA	233	194	17
	INDX	219	182	17
6/16/2024	ABSDATA	233	194	17
	INDX	219	182	17

# Weekly SLA Customer Report

Customer VEN\_Production  
Database ID 35



Standby Database Health      VEN\_Production

### Recovery lag for last 7 days

