

Weekly SLA Customer Report

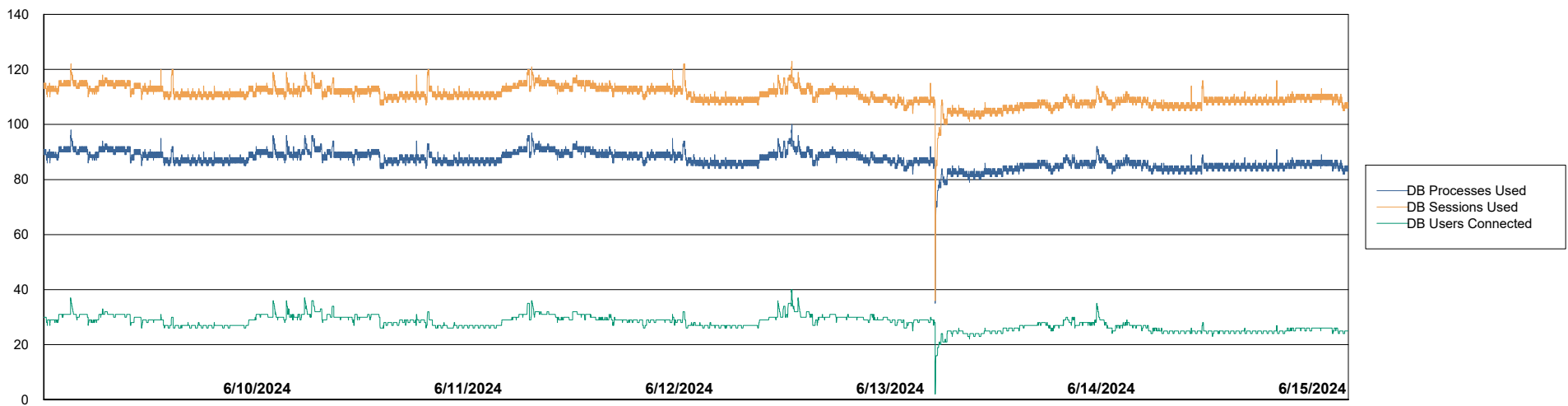
Customer RAS_Production
 Database ID 189



Harddisk Usage RAS_PRD_NEDLIN-ST-APP01

	Free disk space on C: (%)	Total disk space on C: (Gb)	Used disk space on C: (Gb)	Free disk space on D: (%)	Total disk space on D: (Gb)	Used disk space on D: (Gb)	Free disk space on E: (%)	Total disk space on E: (Gb)	Used disk space on E: (Gb)
6/15/2024	46	249	134	28	310	224	88	100	12
6/14/2024	46	249	134	28	310	223	88	100	12
6/13/2024	47	249	131	28	310	223	88	100	12
6/12/2024	48	249	129	28	310	223	88	100	12
6/11/2024	49	249	128	28	310	223	88	100	12
6/10/2024	49	249	127	28	310	223	88	100	12
6/9/2024	49	249	126	28	310	223	87	100	13

Database Performance RAS_PRD_NEDLIN-ST-APP01_ABS1



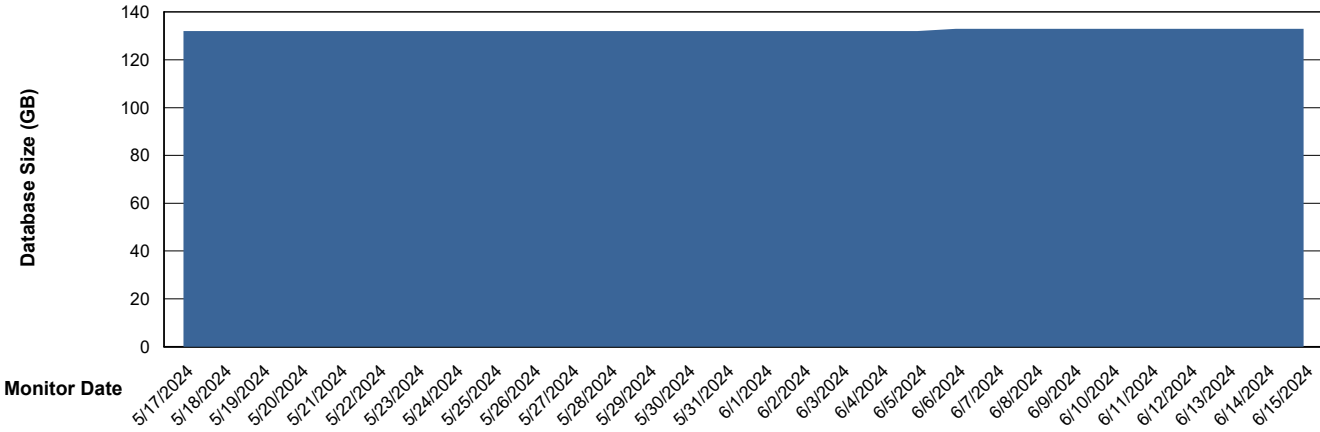
Weekly SLA Customer Report

Customer RAS_Production
 Database ID 189



DATABASE SIZE RAS_PRD_NEDLIN-ST-APP01_ABS1

Database growth over last month



Database Tablespace RAS_PRD_NEDLIN-ST-APP01_ABS1

Date	Tablespace Name	Filesize (Gb)	Usedsize (Gb)	Percentage free
6/15/2024	ABSDATA	60	35	42
	INDX	128	88	31
6/14/2024	ABSDATA	60	35	42
	INDX	128	88	31
6/13/2024	ABSDATA	60	35	42
	INDX	128	88	31
6/12/2024	ABSDATA	60	35	42
	INDX	128	88	31
6/11/2024	ABSDATA	60	35	42
	INDX	128	88	31
6/10/2024	ABSDATA	60	35	42
	INDX	128	88	31
6/9/2024	ABSDATA	60	35	42
	INDX	128	88	31

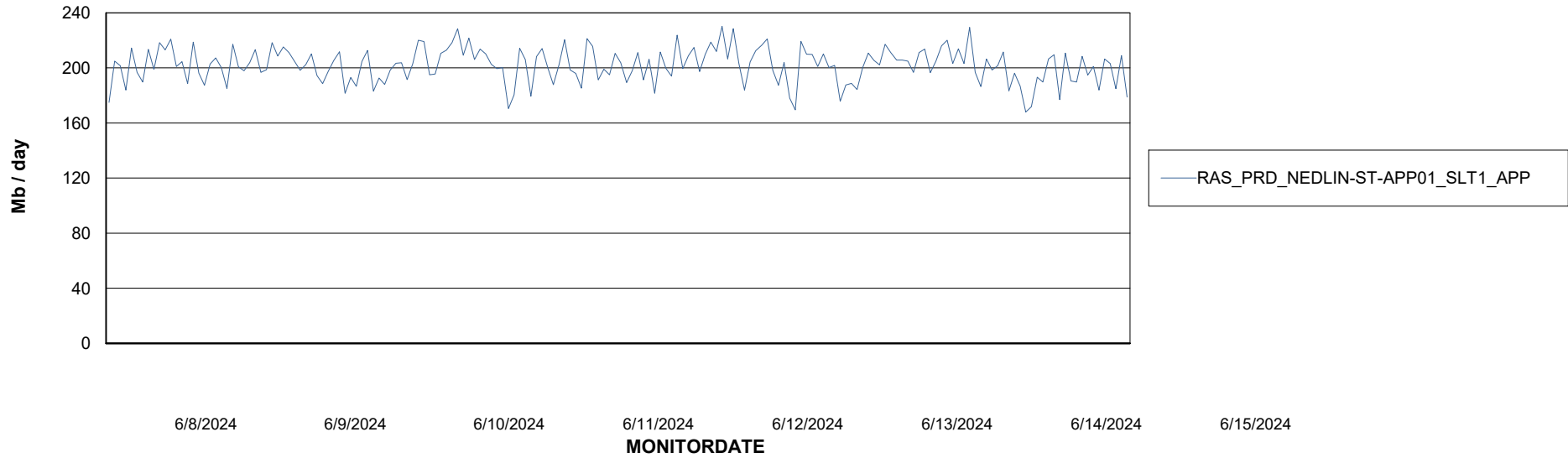
Weekly SLA Customer Report

Customer RAS_Production
Database ID 189

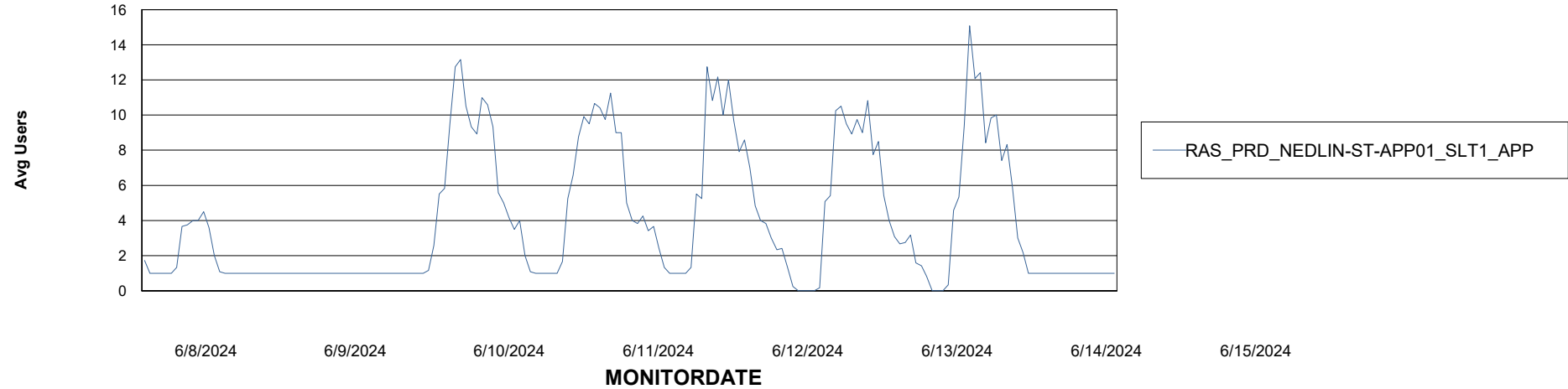


ABSSolute Application Server Services

Avg memory used per ABS Server Service



Avg users per day per ABS server



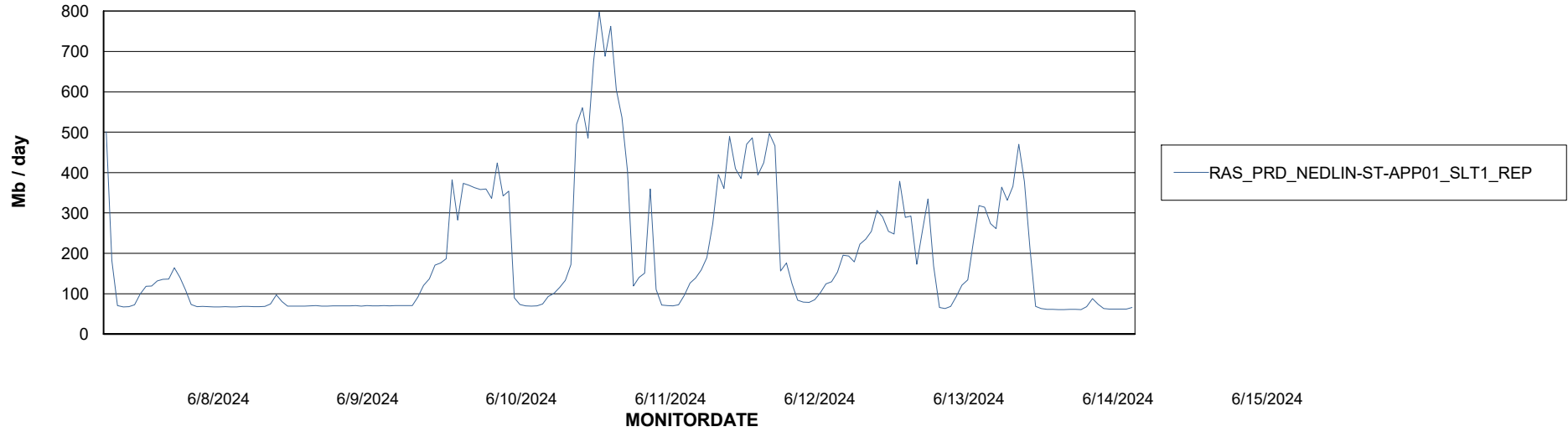
Weekly SLA Customer Report

Customer RAS_Production
Database ID 189



ABSSolute Application ReportServer Services

Avg memory used per ReportServer Service



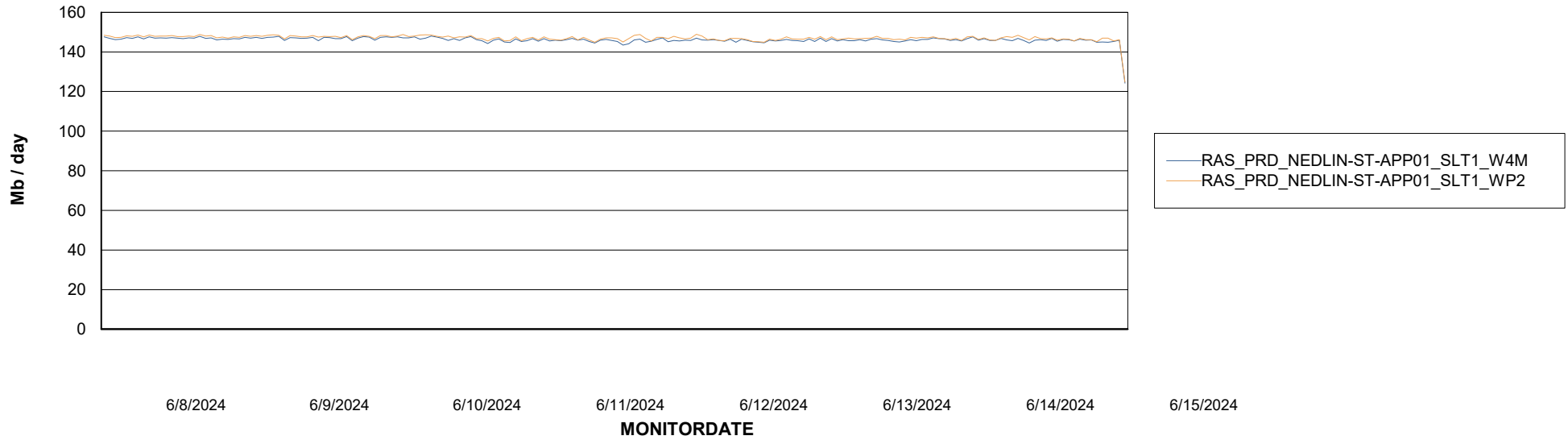
Weekly SLA Customer Report

Customer RAS_Production
Database ID 189



ABSSolute Web Component Services

Avg memory used per ABS Web component



Weekly SLA Customer Report

Customer RAS_Production
Database ID 189



Disaster per ABS component

