

# Weekly SLA Customer Report

Customer LLG\_Production  
 Database ID 148



Harddisk Usage LLG\_ABSAPPS01

	Free disk space on C: (%)	Total disk space on C: (Gb)	Used disk space on C: (Gb)	Free disk space on D: (%)	Total disk space on D: (Gb)	Used disk space on D: (Gb)
6/15/2024	77	500	114	98	393	7
6/14/2024	77	500	114	98	393	7
6/13/2024	77	500	113	98	393	7
6/12/2024	78	500	112	98	393	7
6/11/2024	78	500	112	98	393	7
6/10/2024	78	500	112	98	393	7
6/9/2024	77	500	113	98	393	7

Harddisk Usage LLG\_ABSApps02

	Free disk space on C: (%)	Total disk space on C: (Gb)	Used disk space on C: (Gb)	Free disk space on D: (%)	Total disk space on D: (Gb)	Used disk space on D: (Gb)
6/15/2024	93	500	36	96	393	14
6/14/2024	93	500	36	96	393	14
6/13/2024	93	500	35	96	393	14
6/12/2024	93	500	34	96	393	14
6/11/2024	93	500	34	96	393	14
6/10/2024	93	500	34	96	393	14
6/9/2024	93	500	34	96	393	14

# Weekly SLA Customer Report

Customer LLG\_Production  
Database ID 148



## Harddisk Usage LLG\_ABSBI01

	Free disk space on C: (%)	Total disk space on C: (Gb)	Used disk space on C: (Gb)	Free disk space on D: (%)	Total disk space on D: (Gb)	Used disk space on D: (Gb)
6/15/2024	84	446	71	91	2,681	235
6/14/2024	84	446	71	91	2,681	235
6/13/2024	84	446	71	91	2,681	235
6/12/2024	84	446	71	91	2,681	235
6/11/2024	84	446	71	91	2,681	235
6/10/2024	84	446	70	91	2,681	235
6/9/2024	84	446	70	91	2,681	237

## Harddisk Usage LLG\_ABSDB01

	Free disk space on C: (%)	Total disk space on C: (Gb)	Used disk space on C: (Gb)	Free disk space on D: (%)	Total disk space on D: (Gb)	Used disk space on D: (Gb)	Free disk space on E: (%)	Total disk space on E: (Gb)	Used disk space on E: (Gb)
6/15/2024	88	446	52	72	1,605	450	70	1,077	325
6/14/2024	88	446	52	72	1,605	450	70	1,077	324
6/13/2024	89	446	51	72	1,605	450	70	1,077	323
6/12/2024	89	446	50	72	1,605	450	70	1,077	321
6/11/2024	89	446	50	72	1,605	450	70	1,077	319
6/10/2024	88	446	52	72	1,605	450	71	1,077	318
6/9/2024	88	446	52	72	1,605	450	84	1,077	177

# Weekly SLA Customer Report

Customer LLG\_Production  
 Database ID 148



Harddisk Usage LLG\_ABSDB02

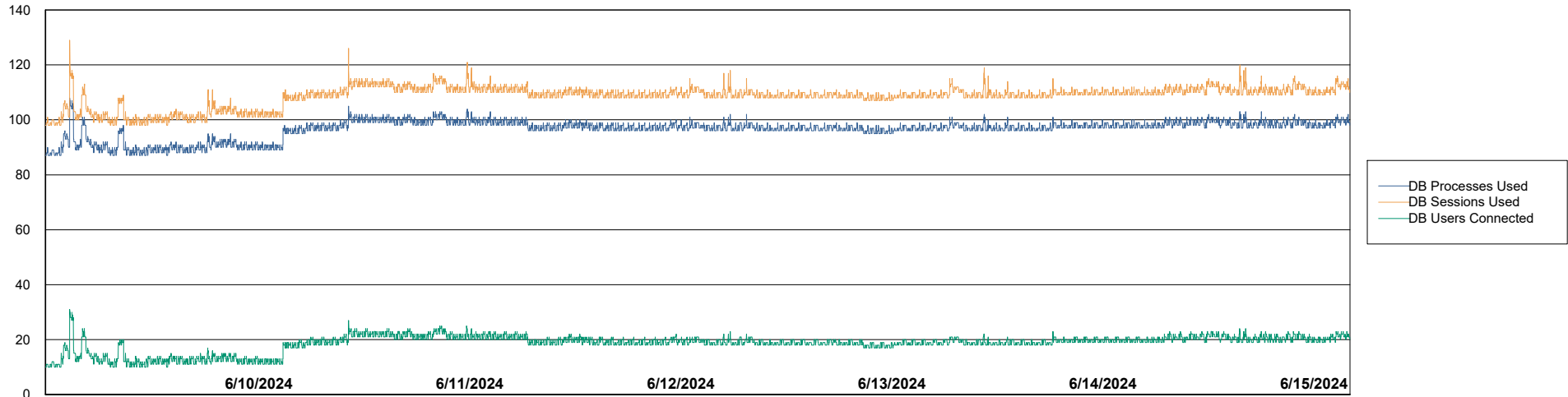
	Free disk space on C: (%)	Total disk space on C: (Gb)	Used disk space on C: (Gb)	Free disk space on D: (%)	Total disk space on D: (Gb)	Used disk space on D: (Gb)	Free disk space on E: (%)	Total disk space on E: (Gb)	Used disk space on E: (Gb)
6/15/2024	79	446	93	64	1,605	576	91	1,077	94
6/14/2024	79	446	93	64	1,605	576	84	1,077	175
6/13/2024	79	446	92	64	1,605	576	84	1,077	174
6/12/2024	80	446	91	64	1,605	576	84	1,077	172
6/11/2024	80	446	91	64	1,605	576	84	1,077	170
6/10/2024	80	446	87	64	1,605	576	84	1,077	169
6/9/2024	82	446	80	64	1,605	576	97	1,077	29

# Weekly SLA Customer Report

Customer LLG\_Production  
Database ID 148



Database Performance LLG\_ABSBI01\_BI\_PROD\_ABS1



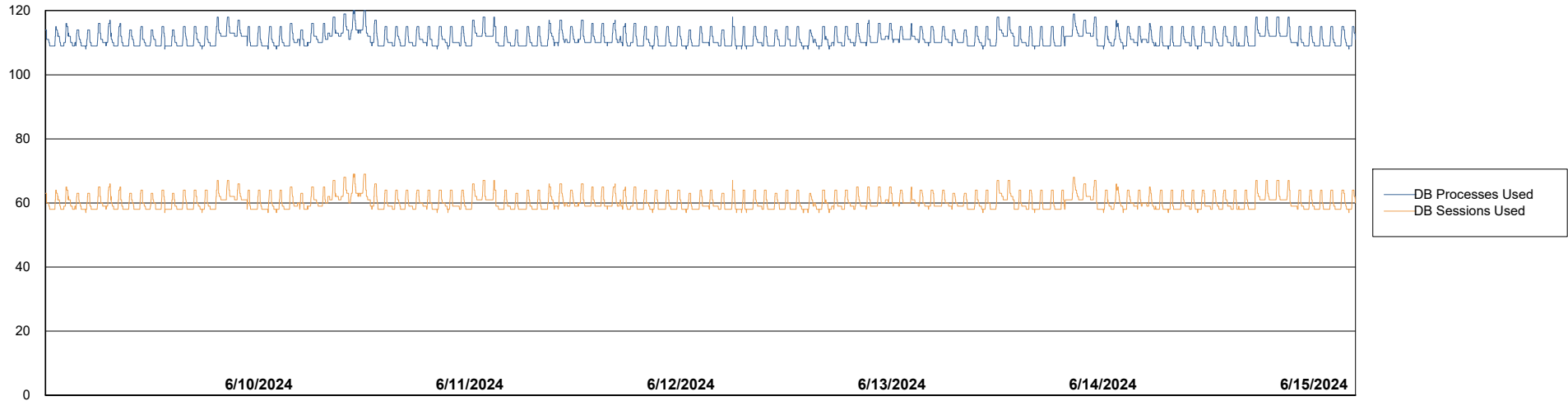
# Weekly SLA Customer Report

Customer LLG\_Production  
Database ID 148



Database Performance LLG\_ABSDB02\_PROD\_HSBABS1

DB Processes Max 300  
DB Processes Max 4  
DB Processes Max 0

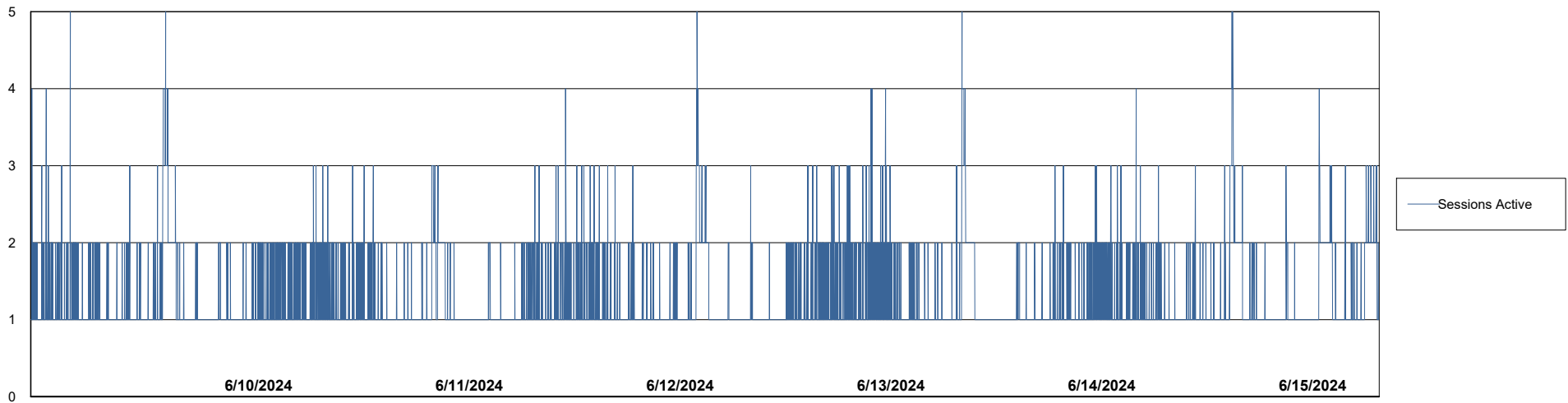
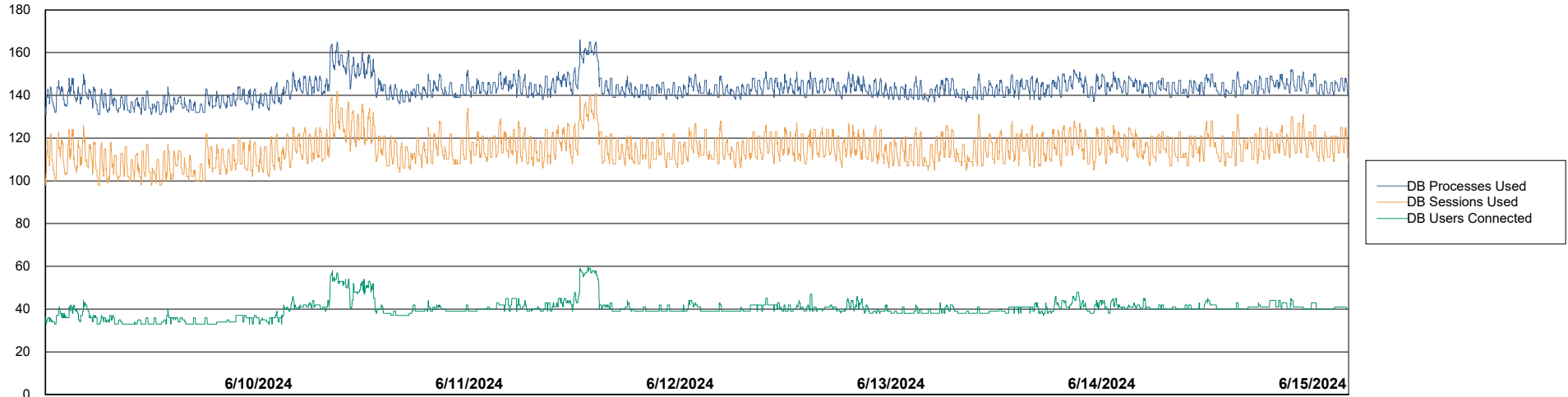


# Weekly SLA Customer Report

Customer LLG\_Production  
Database ID 148



## Database Performance LLG\_ABSDB1\_PROD\_ABS1



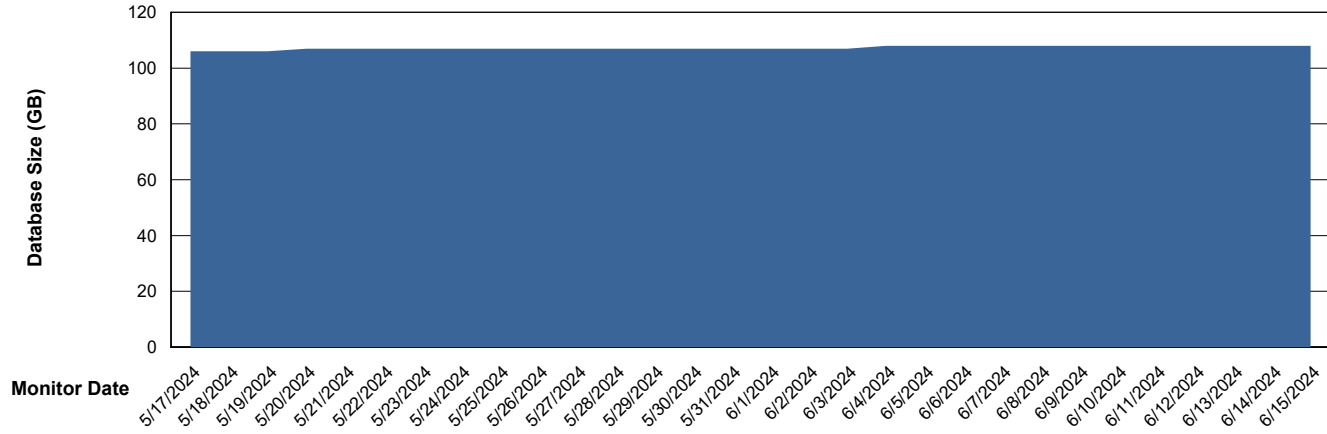
# Weekly SLA Customer Report

Customer LLG\_Production  
Database ID 148



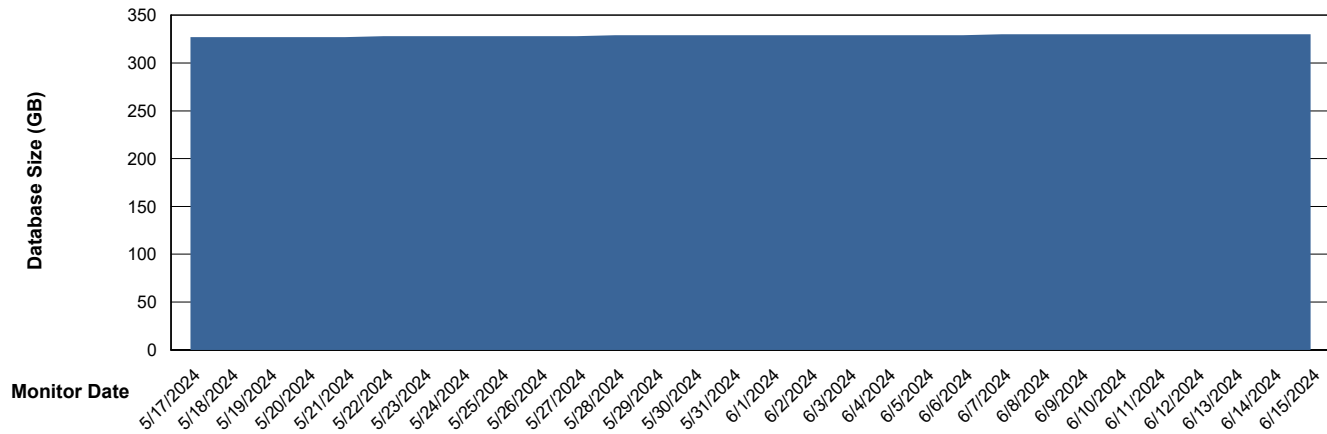
DATABASE SIZE LLG\_ABSBI01\_BI\_PROD\_ABS1

### Database growth over last month



DATABASE SIZE LLG\_ABSDB1\_PROD\_ABS1

### Database growth over last month



# Weekly SLA Customer Report

Customer     LLG\_Production  
Database ID    148



Database Tablespace                      LLG\_ABSBI01\_BI\_PROD\_ABS1

Date	Tablespace Name	Filesize (Gb)	Usedsize (Gb)	Percentage free
6/15/2024	ABSDATA	64	45	30
	INDX	72	56	23
6/14/2024	ABSDATA	64	45	30
	INDX	72	56	23
6/13/2024	ABSDATA	64	45	30
	INDX	72	56	23
6/12/2024	ABSDATA	64	45	30
	INDX	72	56	23
6/11/2024	ABSDATA	64	45	30
	INDX	72	56	23
6/10/2024	ABSDATA	64	45	30
	INDX	72	56	23
6/9/2024	ABSDATA	64	45	30
	INDX	72	56	23

# Weekly SLA Customer Report

Customer LLG\_Production  
 Database ID 148



Database Tablespace LLG\_ABSDB1\_PROD\_ABS1

Date	Tablespace Name	Filesize (Gb)	Usedsize (Gb)	Percentage free
6/15/2024	ABSDATA	178	136	23
	INDX	224	182	19
6/14/2024	ABSDATA	178	136	23
	INDX	224	182	19
6/13/2024	ABSDATA	178	136	23
	INDX	224	182	19
6/12/2024	ABSDATA	178	136	23
	INDX	224	182	19
6/11/2024	ABSDATA	178	136	23
	INDX	224	182	19
6/10/2024	ABSDATA	178	136	23
	INDX	224	182	19
6/9/2024	ABSDATA	178	136	23
	INDX	224	182	19

BI Status and last ETL error for LLG\_ABSBI01\_BI\_PROD\_ABS1

	Mon 10/6/2024	Tue 11/6/2024	Wed 12/6/2024	Thu 13/6/2024	Fri 14/6/2024	Sat 15/6/2024
<b>ABS DataWarehouse ETL Health</b>	OK	OK	OK	OK	OK	OK
<b>ABS DWHStaging ETL Health</b>	OK	OK	OK	OK	OK	OK

# Weekly SLA Customer Report

Customer LLG\_Production  
Database ID 148



BI last ETL error for	LLG_ABSBI01_BI_PROD_ABS1
-----------------------	--------------------------

Thu, 13-06-2024	None
Thu, 13-06-2024	None
Wed, 12-06-2024	None
Mon, 10-06-2024	None
Tue, 11-06-2024	None
Sat, 15-06-2024	None
Fri, 14-06-2024	None
Mon, 10-06-2024	None
Sat, 15-06-2024	None
Fri, 14-06-2024	None
Sun, 9-06-2024	None
Tue, 11-06-2024	None
Sun, 9-06-2024	None
Wed, 12-06-2024	None

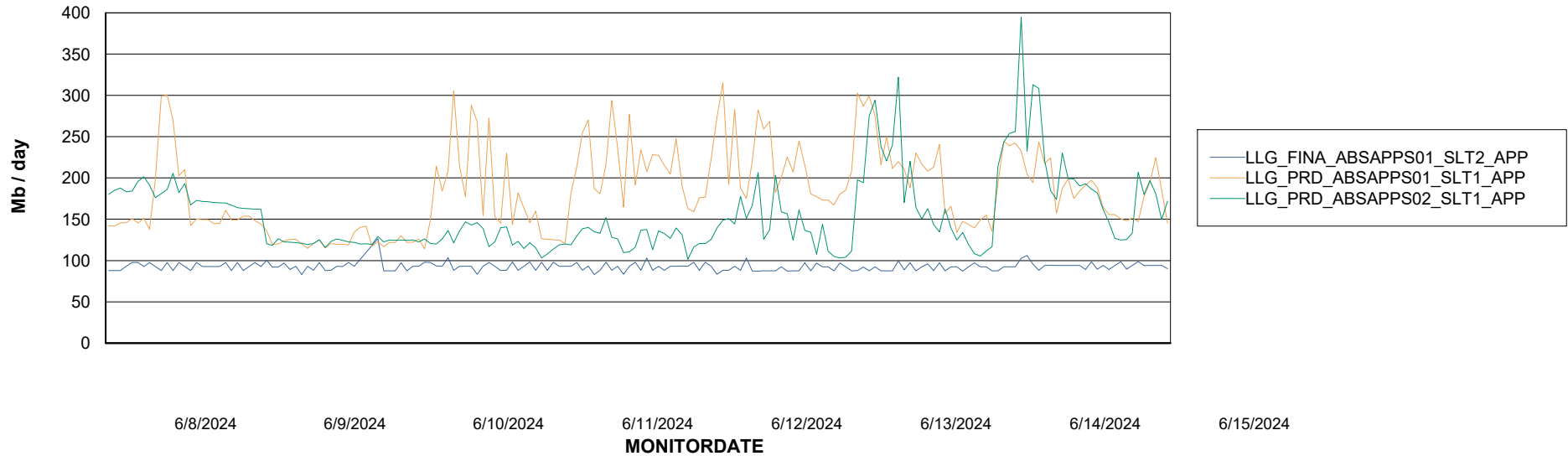
# Weekly SLA Customer Report

Customer LLG\_Production  
Database ID 148

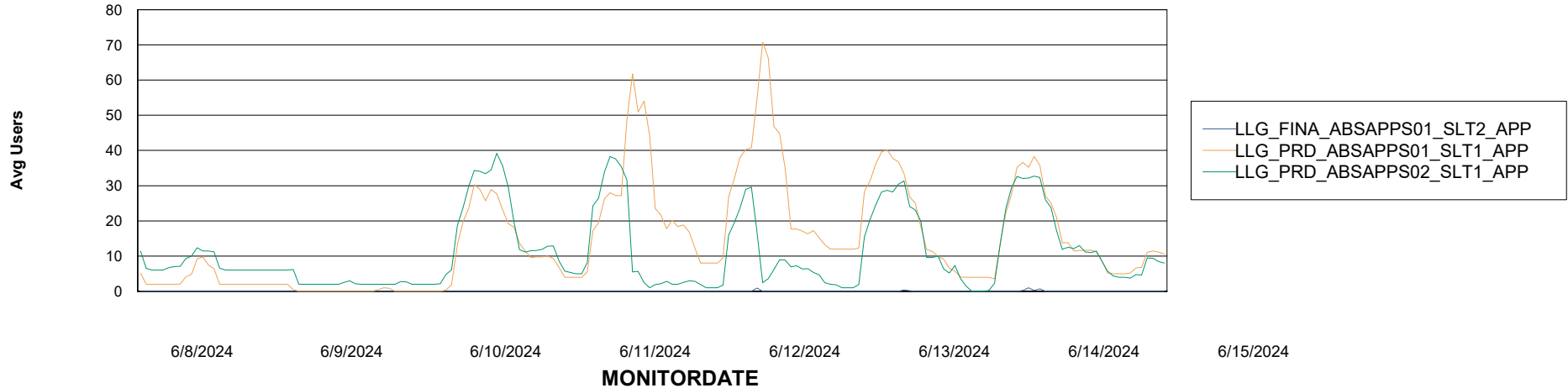


## ABSSolute Application Server Services

### Avg memory used per ABS Server Service



### Avg users per day per ABS server



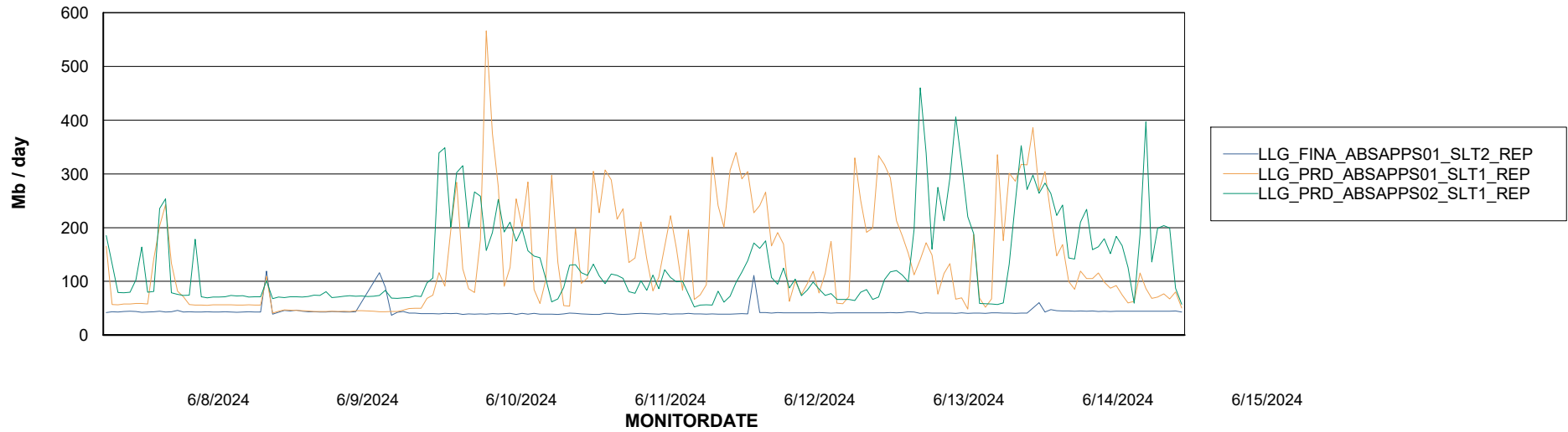
# Weekly SLA Customer Report

Customer LLG\_Production  
Database ID 148



## ABSSolute Application ReportServer Services

### Avg memory used per ReportServer Service



### Disaster per ABS component

