

Weekly SLA Customer Report

Customer BNL_Production
Database ID 83



Harddisk Usage BNL_PRD_BSNLP-VM-ABSD02

	Free disk space on C: (%)	Total disk space on C: (Gb)	Used disk space on C: (Gb)	Free disk space on D: (%)	Total disk space on D: (Gb)	Used disk space on D: (Gb)	Free disk space on E: (%)	Total disk space on E: (Gb)	Used disk space on E: (Gb)	Free disk space on F: (%)
6/15/2024	52	127	61	68	1,512	490	87	500	64	80
6/14/2024	52	127	61	69	1,512	472	84	500	79	80
6/13/2024	52	127	61	69	1,512	466	86	500	68	80
6/12/2024	52	127	61	70	1,512	459	89	500	57	80
6/11/2024	52	127	61	70	1,512	456	90	500	52	80
6/10/2024	52	127	61	73	1,512	412	88	500	61	80
6/9/2024	52	127	61	70	1,512	455	89	500	53	80

Harddisk Usage BNL_PRD_BSNLP-VM-ABSD03

	Free disk space on C: (%)	Total disk space on C: (Gb)	Used disk space on C: (Gb)	Free disk space on D: (%)	Total disk space on D: (Gb)	Used disk space on D: (Gb)	Free disk space on E: (%)	Total disk space on E: (Gb)	Used disk space on E: (Gb)	Free disk space on F: (%)
6/15/2024	48	127	66	79	1,512	320	79	500	107	80
6/14/2024	48	127	66	76	1,512	358	78	500	109	80
6/13/2024	48	127	66	77	1,512	343	78	500	111	80
6/12/2024	48	127	66	81	1,512	290	78	500	112	80
6/11/2024	48	127	66	81	1,512	290	78	500	111	80
6/10/2024	48	127	66	81	1,512	292	78	500	111	80
6/9/2024	48	127	66	81	1,512	292	79	500	106	80

Weekly SLA Customer Report

Customer BNL_Production
Database ID 83



Harddisk Usage BNL_PRD_bsnlp-vm-absw01

	Free disk space on C: (%)	Total disk space on C: (Gb)	Used disk space on C: (Gb)	Free disk space on D: (%)	Total disk space on D: (Gb)	Used disk space on D: (Gb)	Free disk space on E: (%)	Total disk space on E: (Gb)	Used disk space on E: (Gb)
6/15/2024	80	127	26	96	128	5	91	16	1
6/14/2024	79	127	26	96	128	5	91	16	1
6/13/2024	79	127	26	96	128	5	91	16	1
6/12/2024	79	127	26	96	128	5	91	16	1
6/11/2024	79	127	26	96	128	5	91	16	1
6/10/2024	79	127	26	96	128	5	91	16	1
6/9/2024	79	127	26	96	128	5	91	16	1

Harddisk Usage BNL_PRD_vm-absa01

	Free disk space on C: (%)	Total disk space on C: (Gb)	Used disk space on C: (Gb)	Free disk space on D: (%)	Total disk space on D: (Gb)	Used disk space on D: (Gb)	Free disk space on E: (%)	Total disk space on E: (Gb)	Used disk space on E: (Gb)
6/15/2024	71	127	36	90	127	13	92	64	5
6/14/2024	71	127	37	90	127	13	92	64	5
6/13/2024	71	127	37	90	127	13	92	64	5
6/12/2024	71	127	37	90	127	13	92	64	5
6/11/2024	71	127	37	90	127	13	92	64	5
6/10/2024	71	127	37	90	127	13	92	64	5
6/9/2024	71	127	37	90	127	13	92	64	5

Weekly SLA Customer Report

Customer BNL_Production
Database ID 83



Harddisk Usage BNL_PRD_vm-absa02

	Free disk space on C: (%)	Total disk space on C: (Gb)	Used disk space on C: (Gb)	Free disk space on D: (%)	Total disk space on D: (Gb)	Used disk space on D: (Gb)	Free disk space on E: (%)	Total disk space on E: (Gb)	Used disk space on E: (Gb)
6/15/2024	75	127	31	78	127	28	92	64	5
6/14/2024	75	127	31	78	127	28	92	64	5
6/13/2024	75	127	31	78	127	28	92	64	5
6/12/2024	75	127	31	78	127	28	92	64	5
6/11/2024	75	127	31	78	127	28	92	64	5
6/10/2024	75	127	31	78	127	28	92	64	5
6/9/2024	75	127	31	78	127	28	92	64	5

Harddisk Usage BNL_PRD_vm-absa03

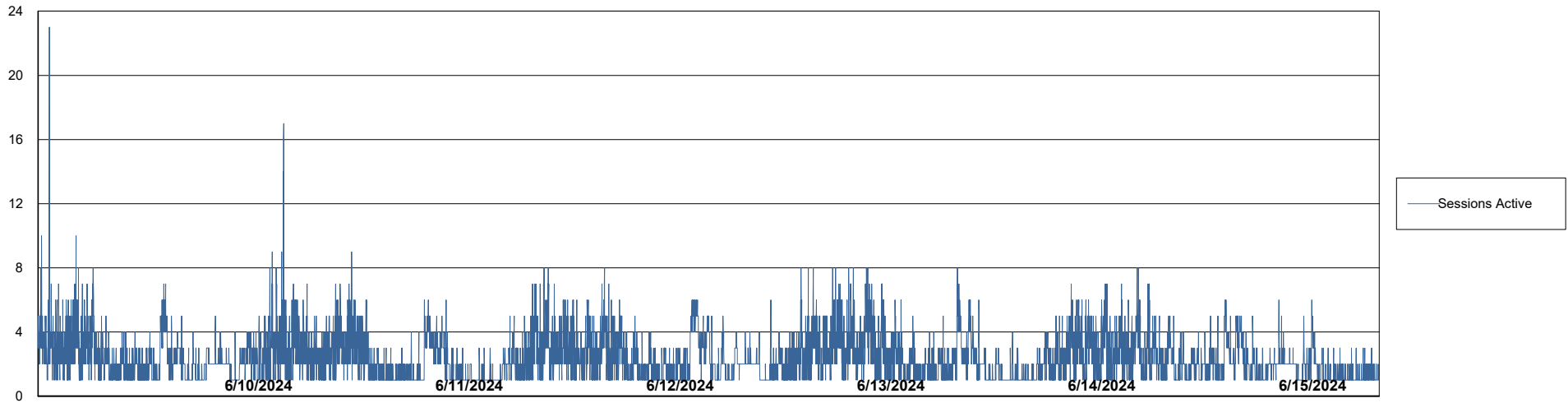
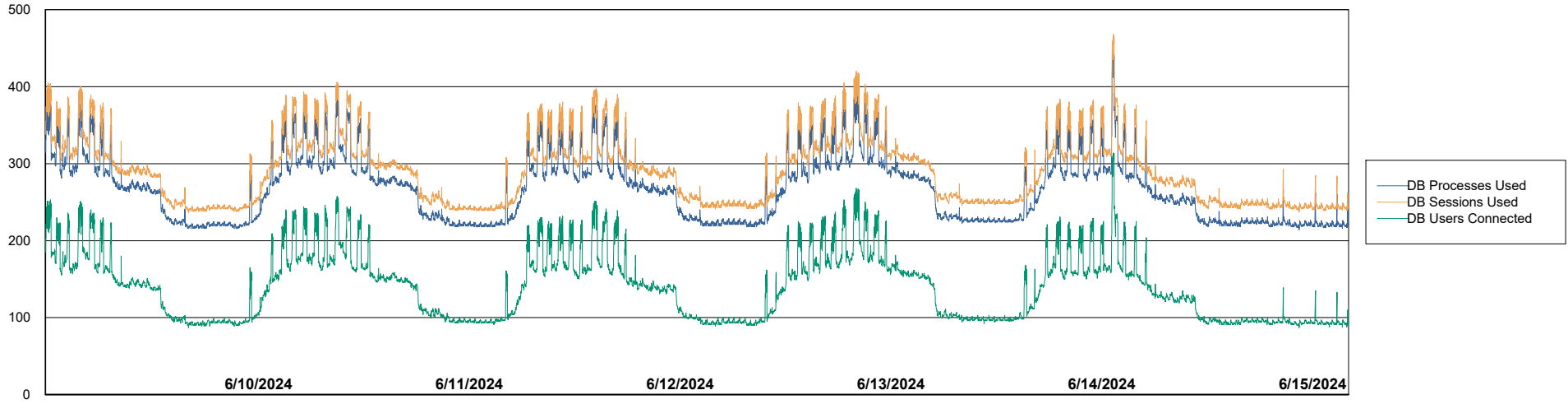
	Free disk space on C: (%)	Total disk space on C: (Gb)	Used disk space on C: (Gb)	Free disk space on D: (%)	Total disk space on D: (Gb)	Used disk space on D: (Gb)	Free disk space on E: (%)	Total disk space on E: (Gb)	Used disk space on E: (Gb)
6/15/2024	67	127	42	28	127	91	92	64	5
6/14/2024	67	127	42	28	127	91	92	64	5
6/13/2024	67	127	42	28	127	91	92	64	5
6/12/2024	67	127	42	29	127	91	92	64	5
6/11/2024	67	127	42	29	127	91	92	64	5
6/10/2024	67	127	42	29	127	91	92	64	5
6/9/2024	67	127	42	29	127	91	92	64	5

Weekly SLA Customer Report

Customer BNL_Production
Database ID 83



Database Performance BNLDB_Production



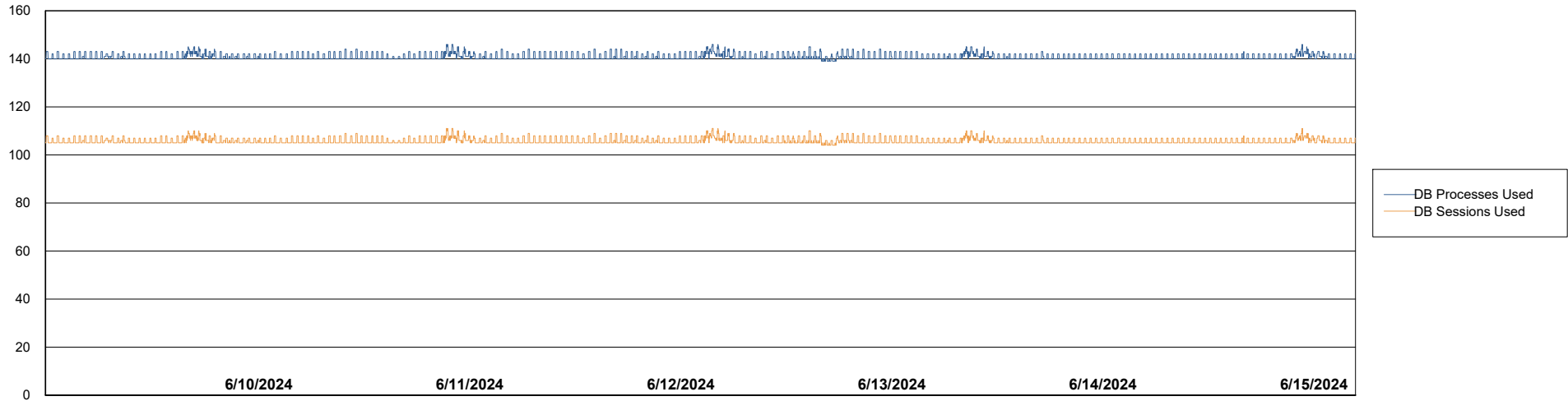
Weekly SLA Customer Report

Customer BNL_Production
Database ID 83



Database Performance BNLDB_Standby

DB Processes Max 0
DB Processes Max 4
DB Processes Max 1,000



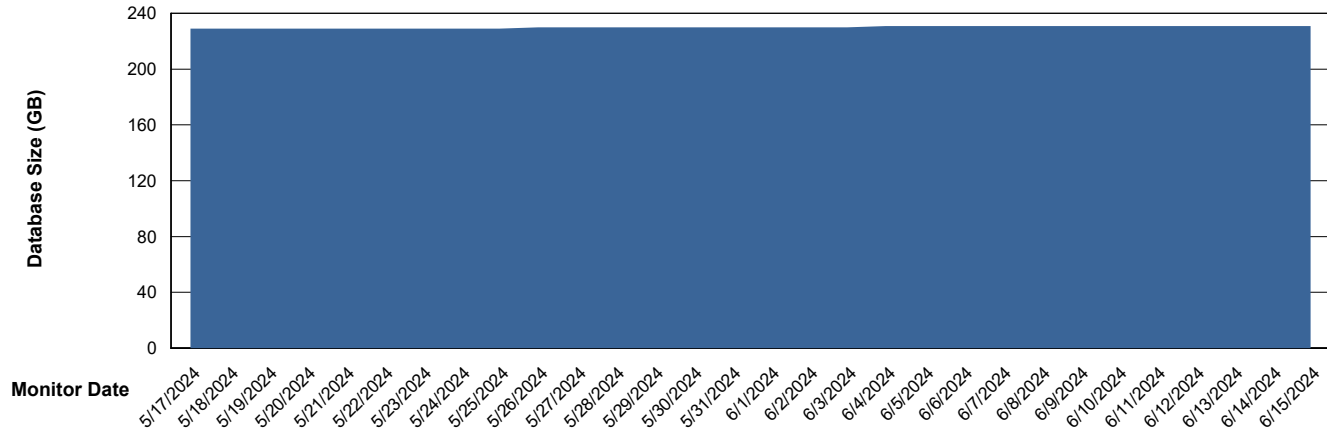
Weekly SLA Customer Report

Customer BNL_Production
 Database ID 83



DATABASE SIZE BNLDB_Production

Database growth over last month



Database Tablespace BNLDB_Production

Date	Tablespace Name	Filesize (Gb)	Usedsize (Gb)	Percentage free
6/15/2024	ABSDATA	105	67	37
	INDX	200	155	22
6/14/2024	ABSDATA	105	67	37
	INDX	200	155	22
6/13/2024	ABSDATA	105	67	37
	INDX	200	155	22
6/12/2024	ABSDATA	105	67	37
	INDX	200	155	23
6/11/2024	ABSDATA	105	67	37
	INDX	200	155	23
6/10/2024	ABSDATA	105	67	37
	INDX	200	155	23
6/9/2024	ABSDATA	105	67	37
	INDX	200	155	23

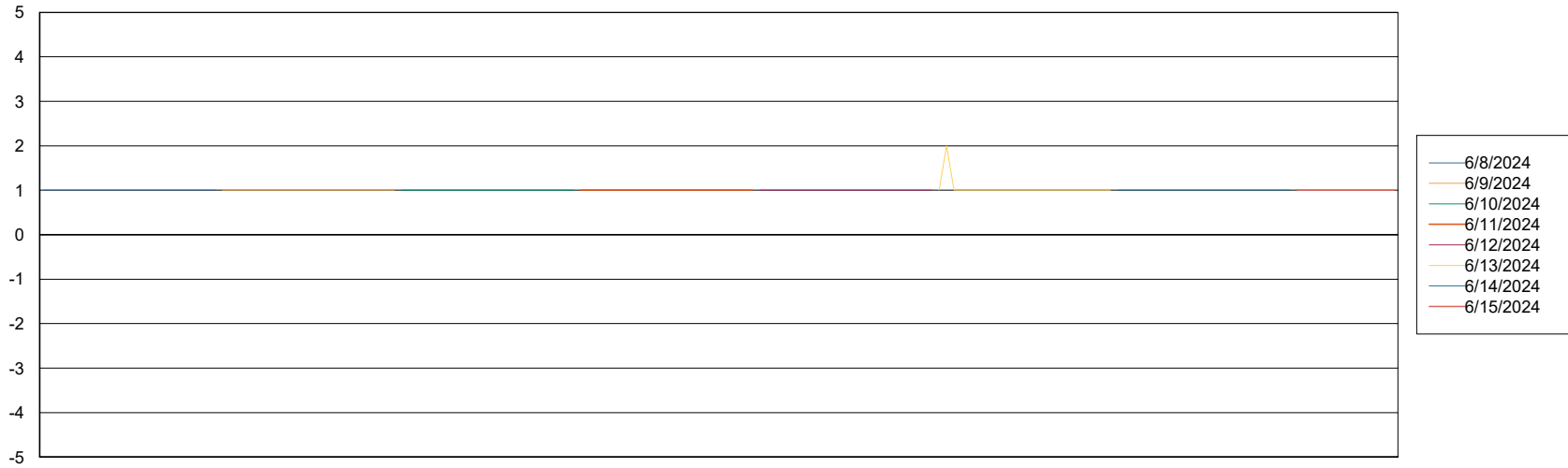
Weekly SLA Customer Report

Customer BNL_Production
Database ID 83



Standby Database Health BNL_Production

Recovery lag for last 7 days



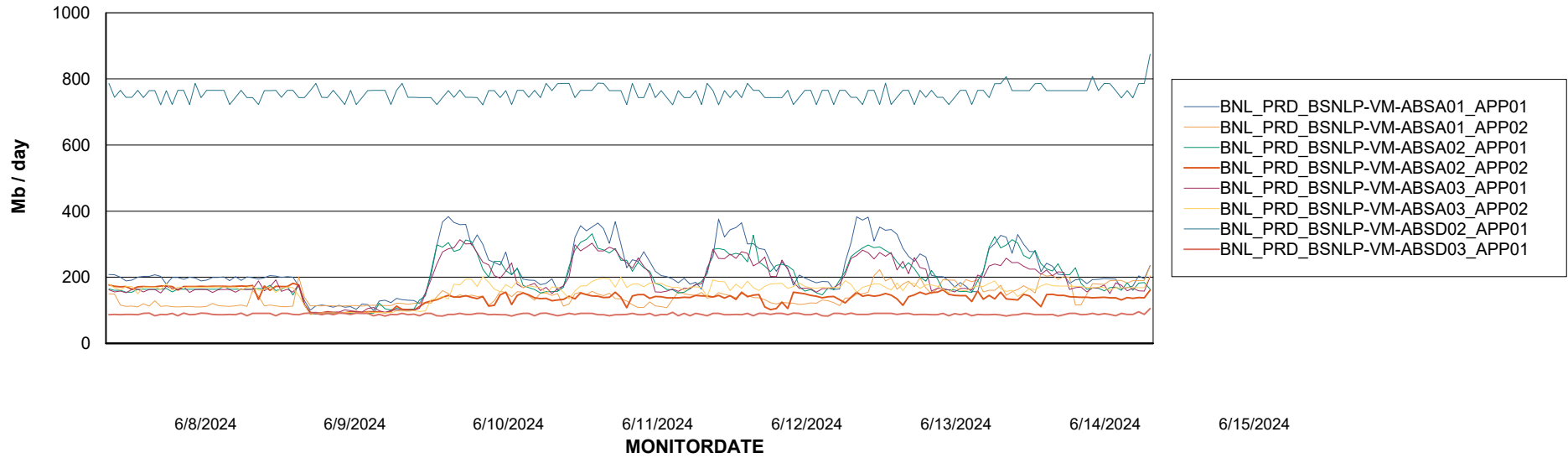
Weekly SLA Customer Report

Customer BNL_Production
Database ID 83

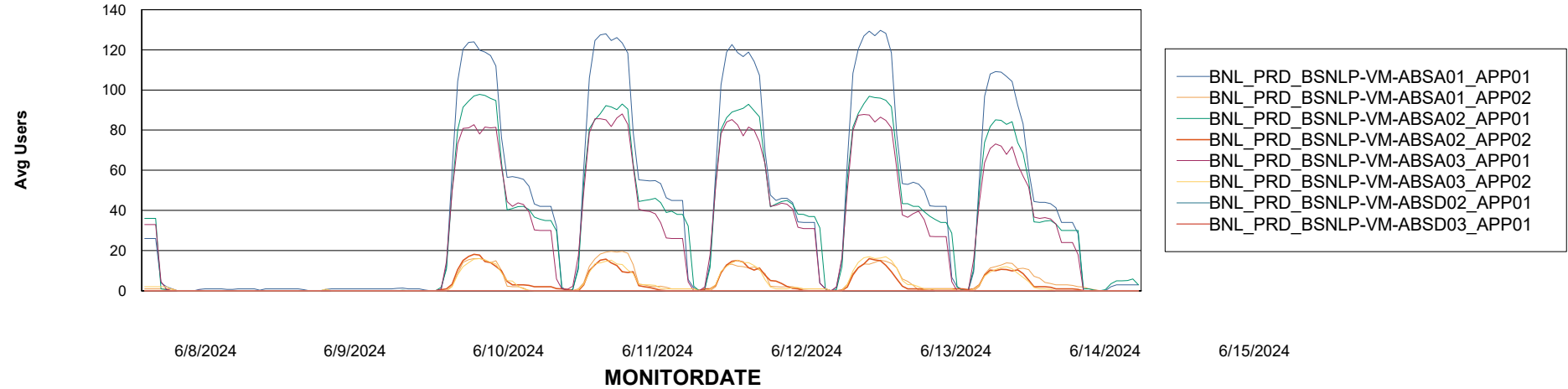


ABSSolute Application Server Services

Avg memory used per ABS Server Service



Avg users per day per ABS server



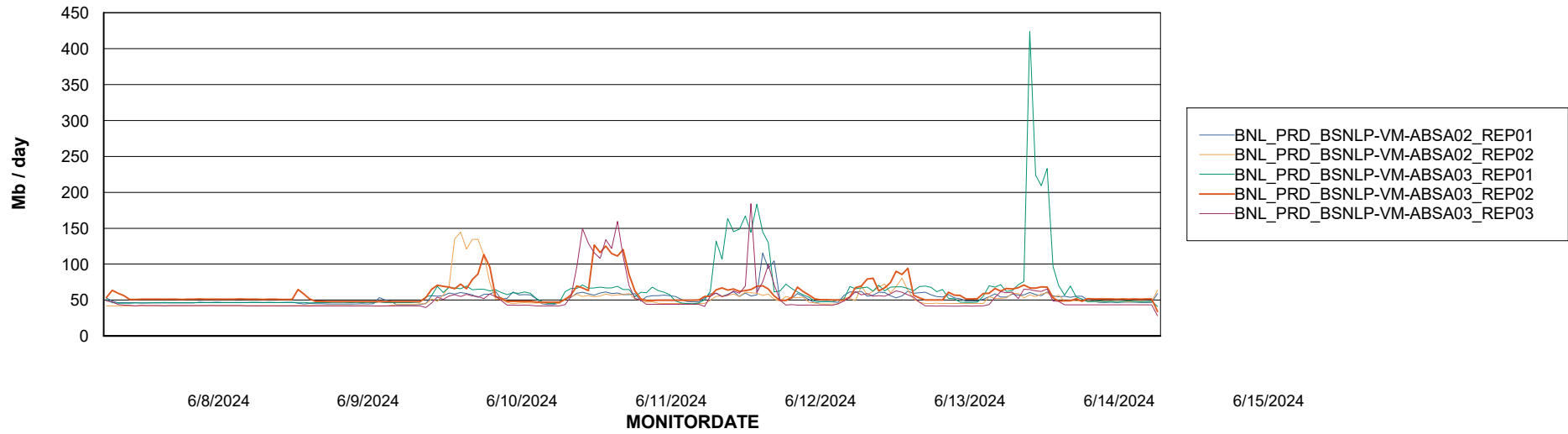
Weekly SLA Customer Report

Customer BNL_Production
Database ID 83



ABSSolute Application ReportServer Services

Avg memory used per ReportServer Service



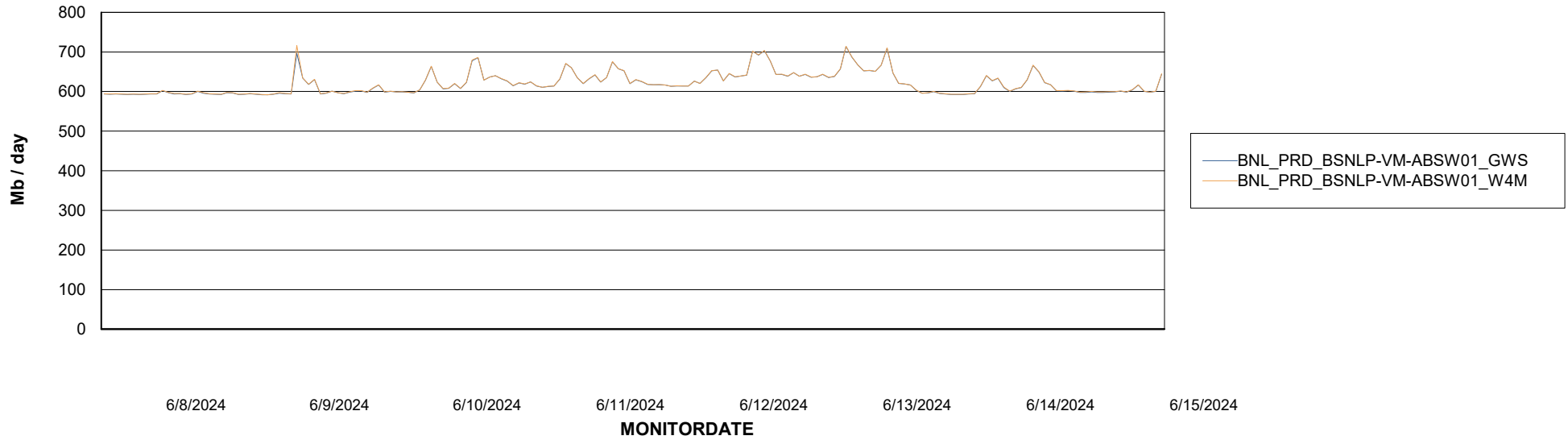
Weekly SLA Customer Report

Customer BNL_Production
Database ID 83



ABSSolute Web Component Services

Avg memory used per ABS Web component



Weekly SLA Customer Report

Customer BNL_Production
Database ID 83



Disaster per ABS component

