

Weekly SLA Customer Report

Customer LLG_Production
Database ID 148



Harddisk Usage LLG_ABSAPPS01

	Free disk space on C: (%)	Total disk space on C: (Gb)	Used disk space on C: (Gb)	Free disk space on D: (%)	Total disk space on D: (Gb)	Used disk space on D: (Gb)
6/8/2024	77	500	113	98	393	7
6/7/2024	77	500	113	98	393	7
6/6/2024	77	500	113	98	393	7
6/5/2024	77	500	113	98	393	7
6/4/2024	78	500	112	98	393	7
6/3/2024	78	500	112	98	393	7
6/2/2024	77	500	113	98	393	7

Harddisk Usage LLG_ABSApps02

	Free disk space on C: (%)	Total disk space on C: (Gb)	Used disk space on C: (Gb)	Free disk space on D: (%)	Total disk space on D: (Gb)	Used disk space on D: (Gb)
6/8/2024	93	500	34	96	393	14
6/7/2024	93	500	34	96	393	14
6/6/2024	93	500	34	96	393	14
6/5/2024	93	500	34	96	393	14
6/4/2024	93	500	34	96	393	14
6/3/2024	93	500	34	96	393	14
6/2/2024	93	500	34	96	393	14

Weekly SLA Customer Report

Customer LLG_Production
 Database ID 148



Harddisk Usage LLG_ABSBI01

	Free disk space on C: (%)	Total disk space on C: (Gb)	Used disk space on C: (Gb)	Free disk space on D: (%)	Total disk space on D: (Gb)	Used disk space on D: (Gb)
6/8/2024	84	446	72	91	2,681	238
6/7/2024	84	446	72	91	2,681	237
6/6/2024	84	446	72	91	2,681	237
6/5/2024	84	446	72	91	2,681	237
6/4/2024	84	446	71	91	2,681	237
6/3/2024	84	446	72	91	2,681	237
6/2/2024	84	446	72	91	2,681	237

Harddisk Usage LLG_ABSDB01

	Free disk space on C: (%)	Total disk space on C: (Gb)	Used disk space on C: (Gb)	Free disk space on D: (%)	Total disk space on D: (Gb)	Used disk space on D: (Gb)	Free disk space on E: (%)	Total disk space on E: (Gb)	Used disk space on E: (Gb)
6/8/2024	88	446	51	72	1,605	450	86	1,077	156
6/7/2024	88	446	51	72	1,605	450	84	1,077	176
6/6/2024	89	446	51	72	1,605	450	86	1,077	152
6/5/2024	89	446	51	72	1,605	450	69	1,077	329
6/4/2024	89	446	51	72	1,605	450	53	1,077	502
6/3/2024	89	446	51	72	1,605	450	53	1,077	502
6/2/2024	89	446	51	72	1,605	450	66	1,077	362

Weekly SLA Customer Report

Customer LLG_Production
 Database ID 148



Harddisk Usage LLG_ABSDB02

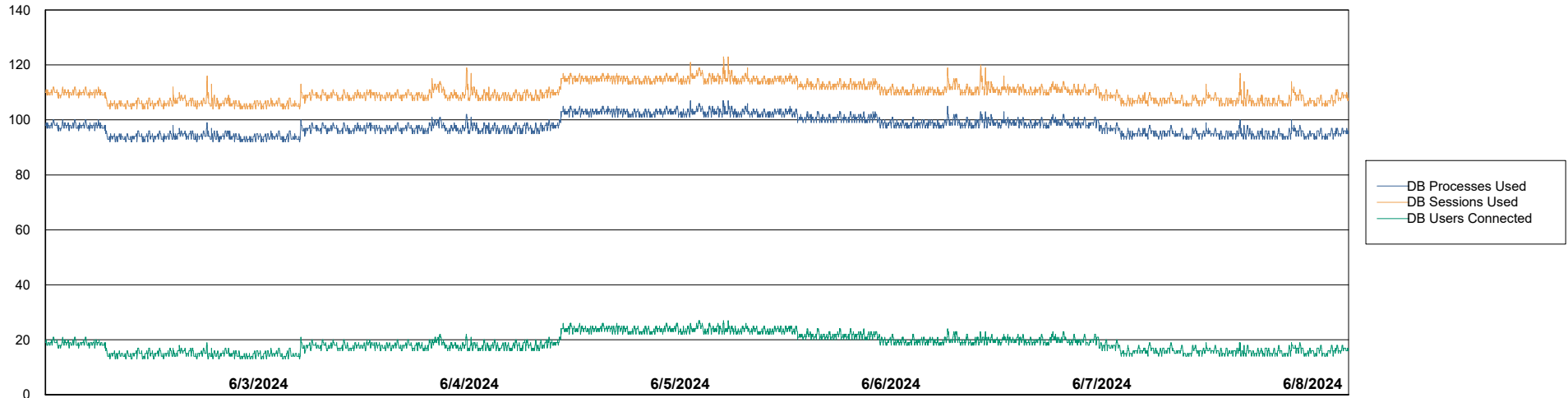
	Free disk space on C: (%)	Total disk space on C: (Gb)	Used disk space on C: (Gb)	Free disk space on D: (%)	Total disk space on D: (Gb)	Used disk space on D: (Gb)	Free disk space on E: (%)	Total disk space on E: (Gb)	Used disk space on E: (Gb)
6/8/2024	82	446	80	64	1,605	576	100	1,077	4
6/7/2024	82	446	80	64	1,605	576	62	1,077	413
6/6/2024	82	446	80	64	1,605	576	37	1,077	683
6/5/2024	82	446	80	64	1,605	576	36	1,077	687
6/4/2024	82	446	80	64	1,605	576	36	1,077	685
6/3/2024	82	446	80	64	1,605	576	37	1,077	682
6/2/2024	82	446	80	64	1,605	576	50	1,077	541

Weekly SLA Customer Report

Customer LLG_Production
Database ID 148



Database Performance LLG_ABSBI01_BI_PROD_ABS1



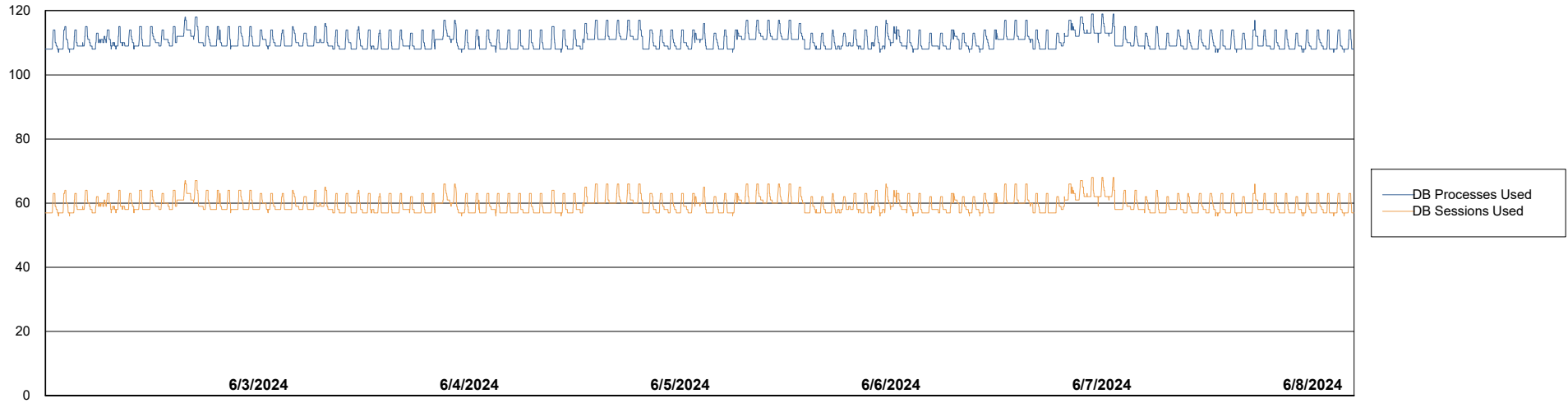
Weekly SLA Customer Report

Customer LLG_Production
Database ID 148



Database Performance LLG_ABSD02_PROD_HSBABS1

DB Processes Max 300
DB Processes Max 0
DB Processes Max 4

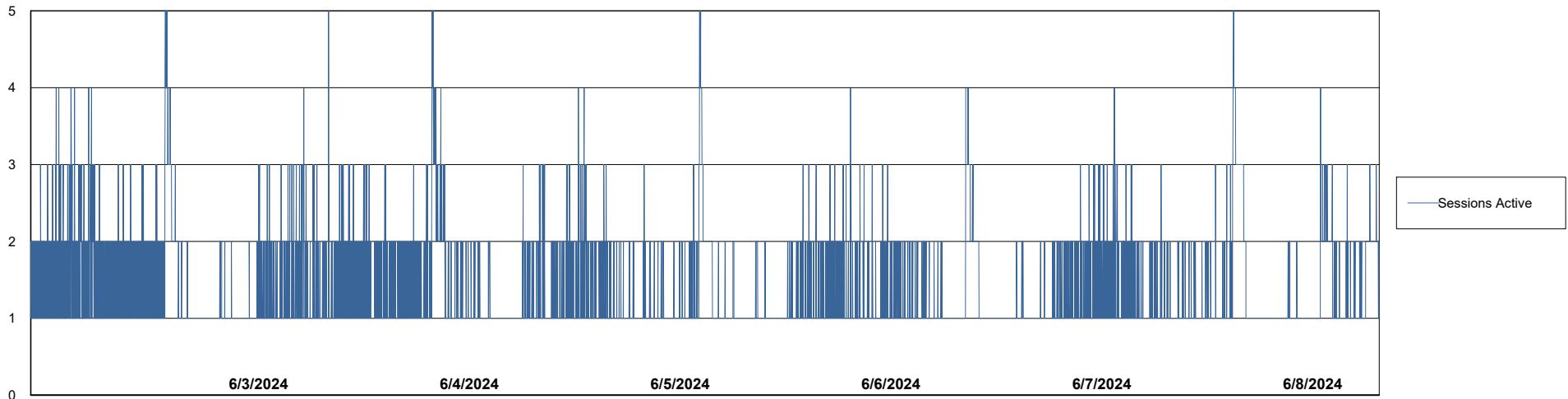
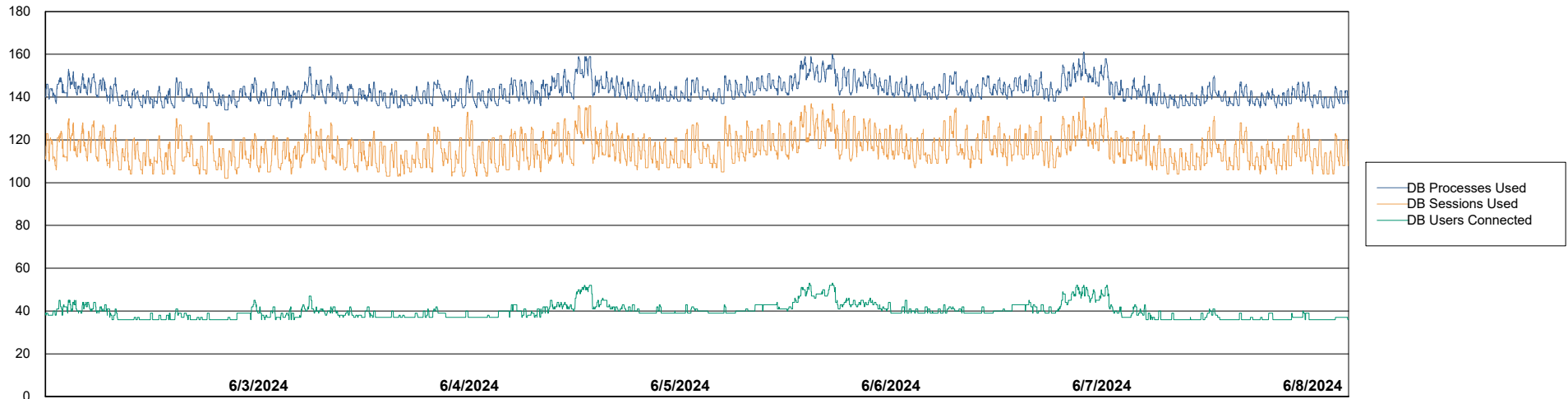


Weekly SLA Customer Report

Customer LLG_Production
Database ID 148



Database Performance LLG_ABSDB1_PROD_ABS1



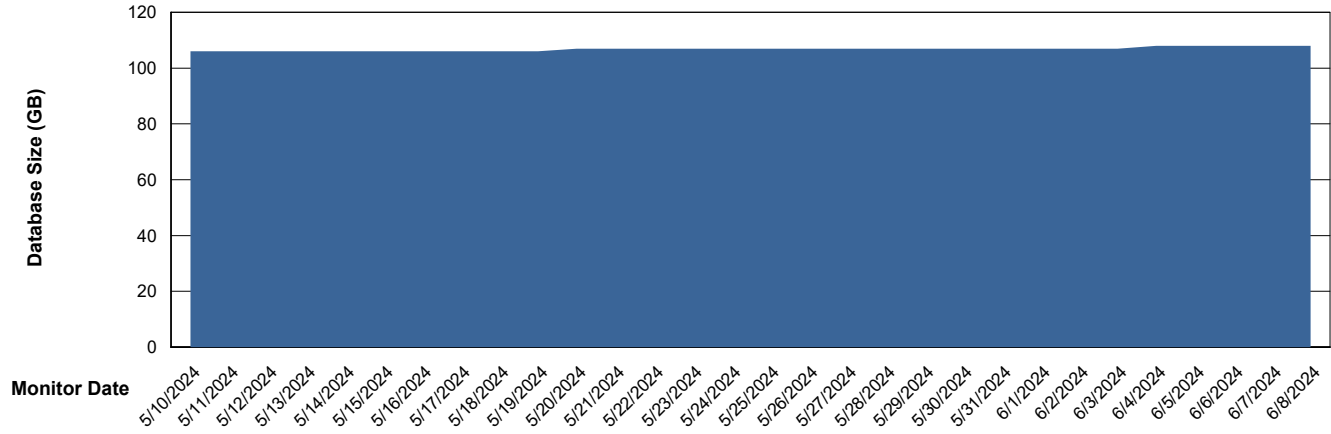
Weekly SLA Customer Report

Customer LLG_Production
Database ID 148



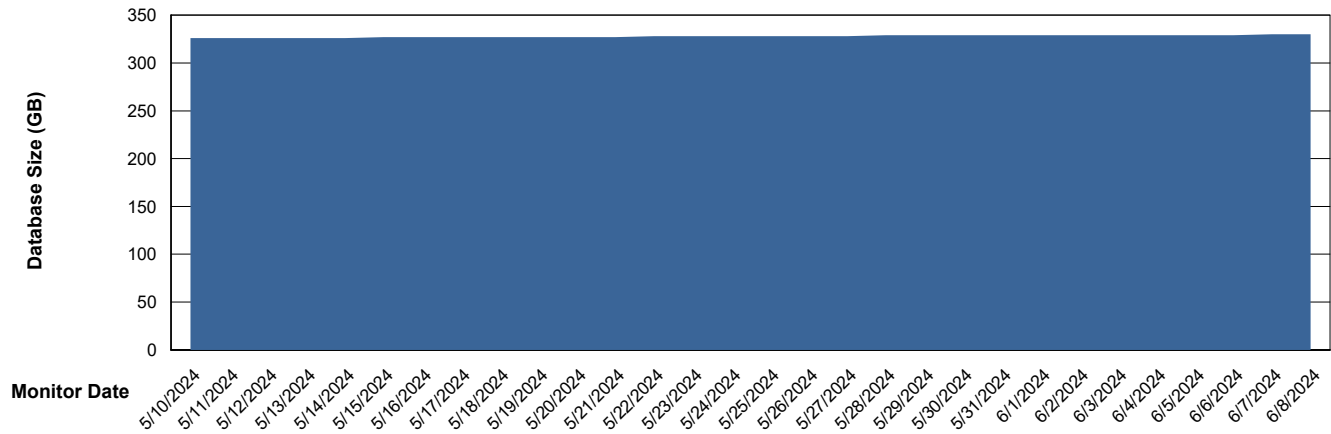
DATABASE SIZE LLG_ABSBI01_BI_PROD_ABS1

Database growth over last month



DATABASE SIZE LLG_ABSDB1_PROD_ABS1

Database growth over last month



Weekly SLA Customer Report

Customer LLG_Production
Database ID 148



Database Tablespace LLG_ABSBI01_BI_PROD_ABS1

Date	Tablespace Name	Filesize (Gb)	Usedsize (Gb)	Percentage free
6/8/2024	ABSDATA	64	45	30
	INDX	72	56	23
6/7/2024	ABSDATA	64	45	30
	INDX	72	56	23
6/6/2024	ABSDATA	64	44	30
	INDX	72	56	23
6/5/2024	ABSDATA	64	44	30
	INDX	72	56	23
6/4/2024	ABSDATA	64	44	30
	INDX	72	56	23
6/3/2024	ABSDATA	64	44	31
	INDX	72	55	23
6/2/2024	ABSDATA	64	44	31
	INDX	72	55	23

Weekly SLA Customer Report

Customer LLG_Production
 Database ID 148



Database Tablespace LLG_ABSDB1_PROD_ABS1

Date	Tablespace Name	Filesize (Gb)	Usedsize (Gb)	Percentage free
6/8/2024	ABSDATA	178	136	24
	INDX	224	182	19
6/7/2024	ABSDATA	178	136	24
	INDX	224	182	19
6/6/2024	ABSDATA	178	136	24
	INDX	224	181	19
6/5/2024	ABSDATA	178	136	24
	INDX	224	181	19
6/4/2024	ABSDATA	178	136	24
	INDX	224	181	19
6/3/2024	ABSDATA	178	136	24
	INDX	224	181	19
6/2/2024	ABSDATA	178	136	24
	INDX	224	181	19

BI Status and last ETL error for LLG_ABSBI01_BI_PROD_ABS1

	Mon 3/6/2024	Tue 4/6/2024	Wed 5/6/2024	Thu 6/6/2024	Fri 7/6/2024	Sat 8/6/2024
ABS DataWarehouse ETL Health	OK	OK	OK	OK	OK	OK
ABS DWHStaging ETL Health	OK	OK	OK	OK	OK	OK

Weekly SLA Customer Report

Customer LLG_Production
Database ID 148



BI last ETL error for	LLG_ABSBI01_BI_PROD_ABS1
-----------------------	--------------------------

Fri, 7-06-2024	None
Thu, 6-06-2024	None
Sun, 2-06-2024	None
Thu, 6-06-2024	None
Mon, 3-06-2024	None
Tue, 4-06-2024	None
Wed, 5-06-2024	None
Wed, 5-06-2024	None
Sun, 2-06-2024	None
Fri, 7-06-2024	None
Tue, 4-06-2024	None
Sat, 8-06-2024	None
Mon, 3-06-2024	None
Sat, 8-06-2024	None

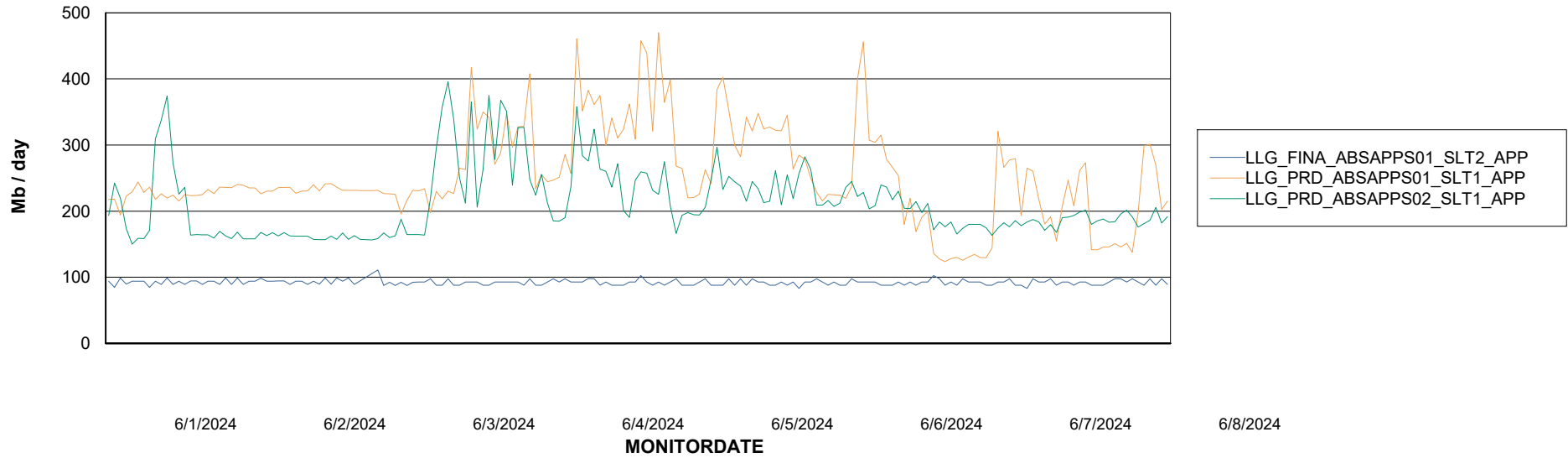
Weekly SLA Customer Report

Customer LLG_Production
Database ID 148

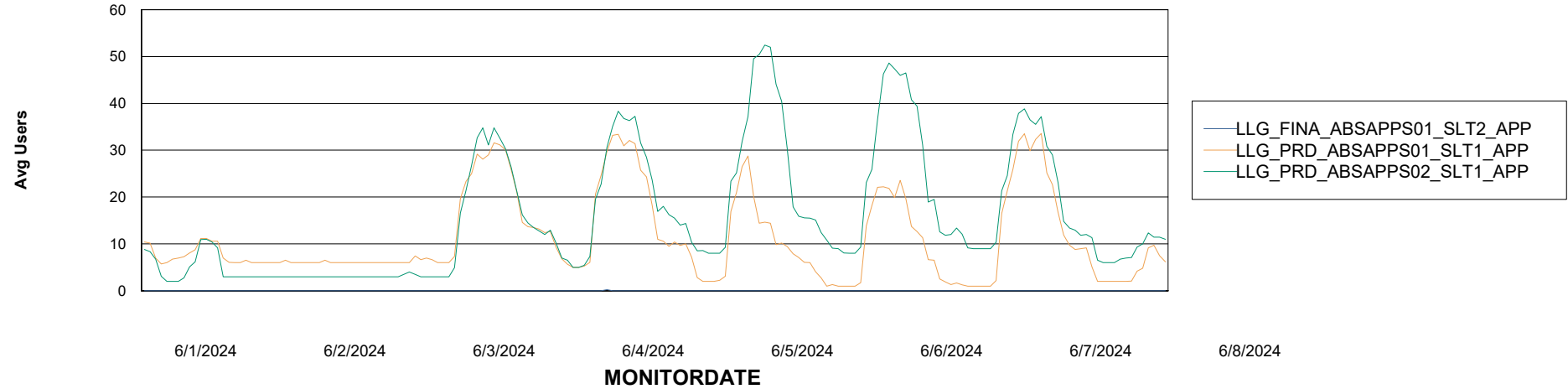


ABSSolute Application Server Services

Avg memory used per ABS Server Service



Avg users per day per ABS server



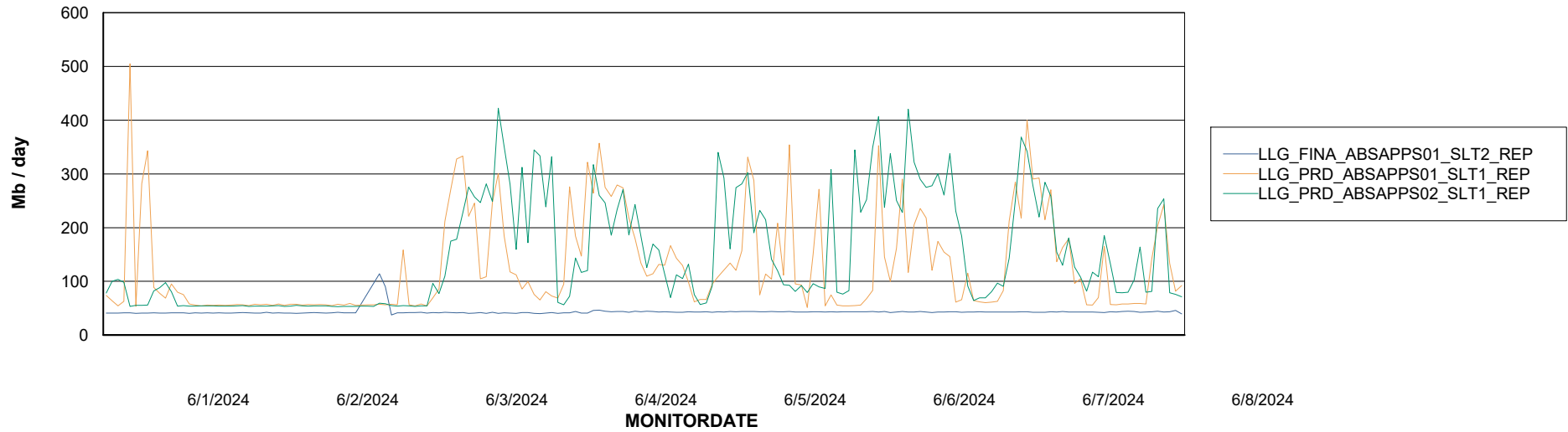
Weekly SLA Customer Report

Customer LLG_Production
Database ID 148



ABSSolute Application ReportServer Services

Avg memory used per ReportServer Service



Disaster per ABS component

