

Weekly SLA Customer Report

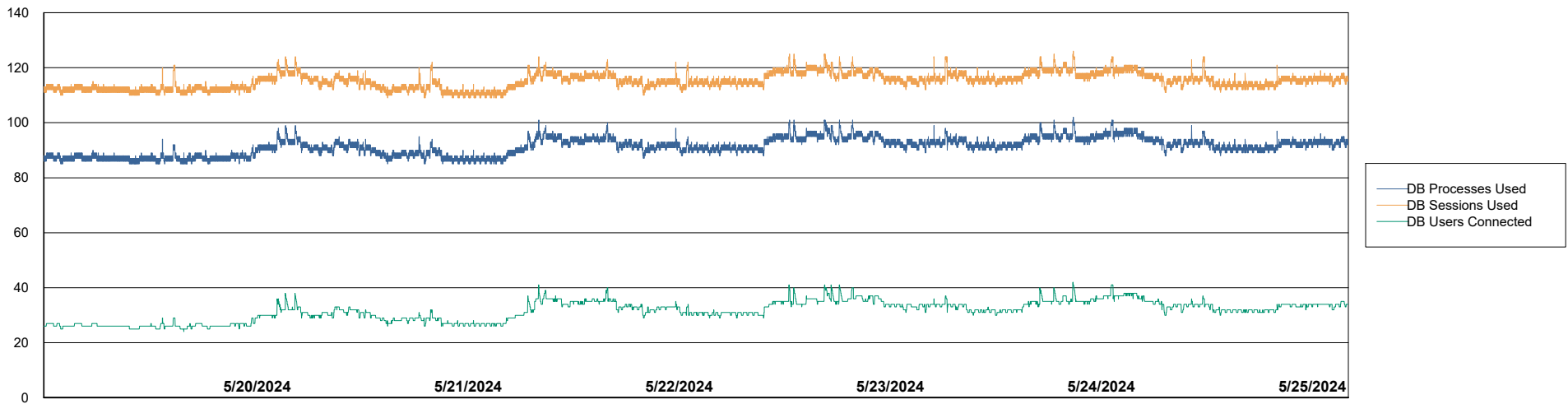
Customer RAS_Production
 Database ID 189



Harddisk Usage RAS_PRD_NEDLIN-ST-APP01

	Free disk space on C: (%)	Total disk space on C: (Gb)	Used disk space on C: (Gb)	Free disk space on D: (%)	Total disk space on D: (Gb)	Used disk space on D: (Gb)	Free disk space on E: (%)	Total disk space on E: (Gb)	Used disk space on E: (Gb)
5/25/2024	51	249	123	28	310	224	91	100	9
5/24/2024	51	249	122	28	310	223	91	100	9
5/23/2024	51	249	122	28	310	223	90	100	10
5/22/2024	51	249	122	28	310	223	90	100	10
5/21/2024	52	249	120	28	310	223	90	100	10
5/20/2024	52	249	120	28	310	223	90	100	10
5/19/2024	52	249	120	28	310	223	89	100	10

Database Performance RAS_PRD_NEDLIN-ST-APP01_ABS1



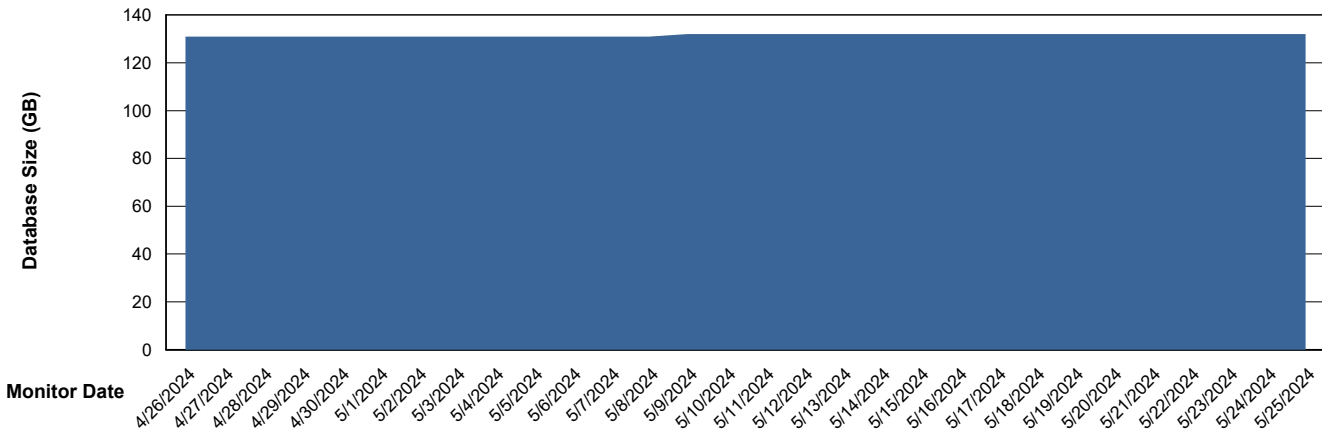
Weekly SLA Customer Report

Customer RAS_Production
 Database ID 189



DATABASE SIZE RAS_PRD_NEDLIN-ST-APP01_ABS1

Database growth over last month



Database Tablespace RAS_PRD_NEDLIN-ST-APP01_ABS1

Date	Tablespace Name	Filesize (Gb)	Usedsize (Gb)	Percentage free
5/25/2024	ABSDATA	60	35	42
	INDX	128	88	31
5/24/2024	ABSDATA	60	35	42
	INDX	128	88	31
5/23/2024	ABSDATA	60	35	42
	INDX	128	88	31
5/22/2024	ABSDATA	60	35	42
	INDX	128	88	31
5/21/2024	ABSDATA	60	35	42
	INDX	128	88	32
5/20/2024	ABSDATA	60	35	42
	INDX	128	88	32
5/19/2024	ABSDATA	60	35	42
	INDX	128	88	32

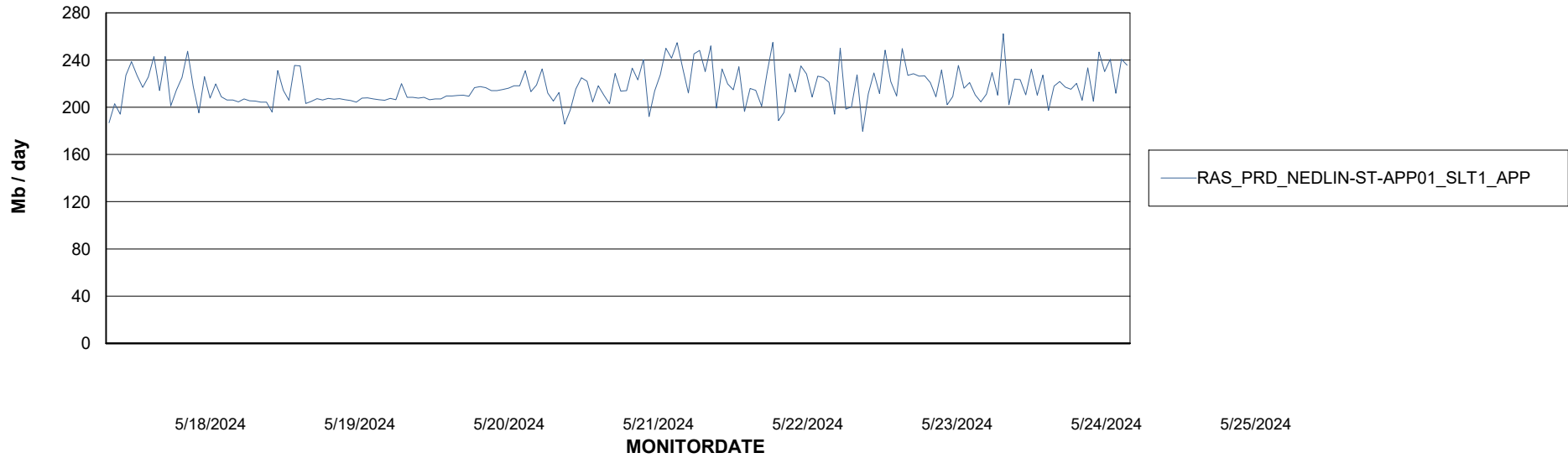
Weekly SLA Customer Report

Customer RAS_Production
Database ID 189

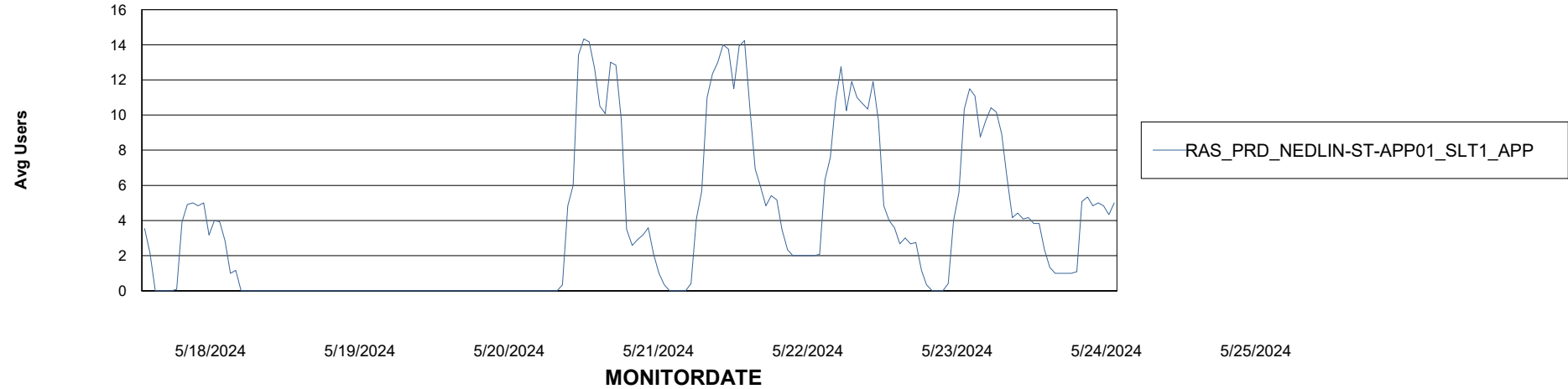


ABSSolute Application Server Services

Avg memory used per ABS Server Service



Avg users per day per ABS server



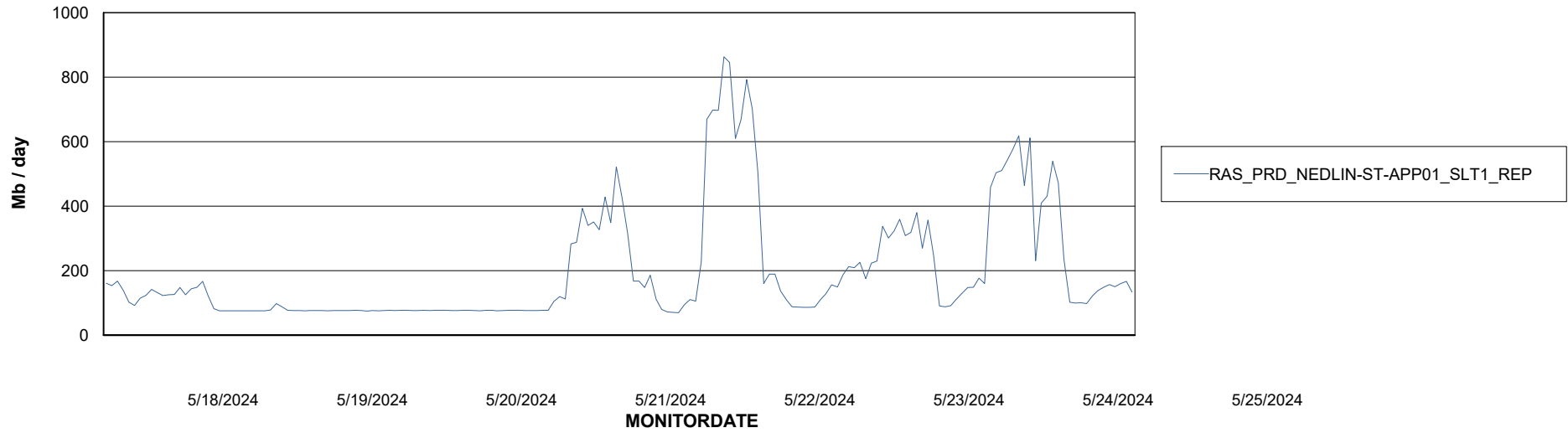
Weekly SLA Customer Report

Customer RAS_Production
Database ID 189



ABSSolute Application ReportServer Services

Avg memory used per ReportServer Service



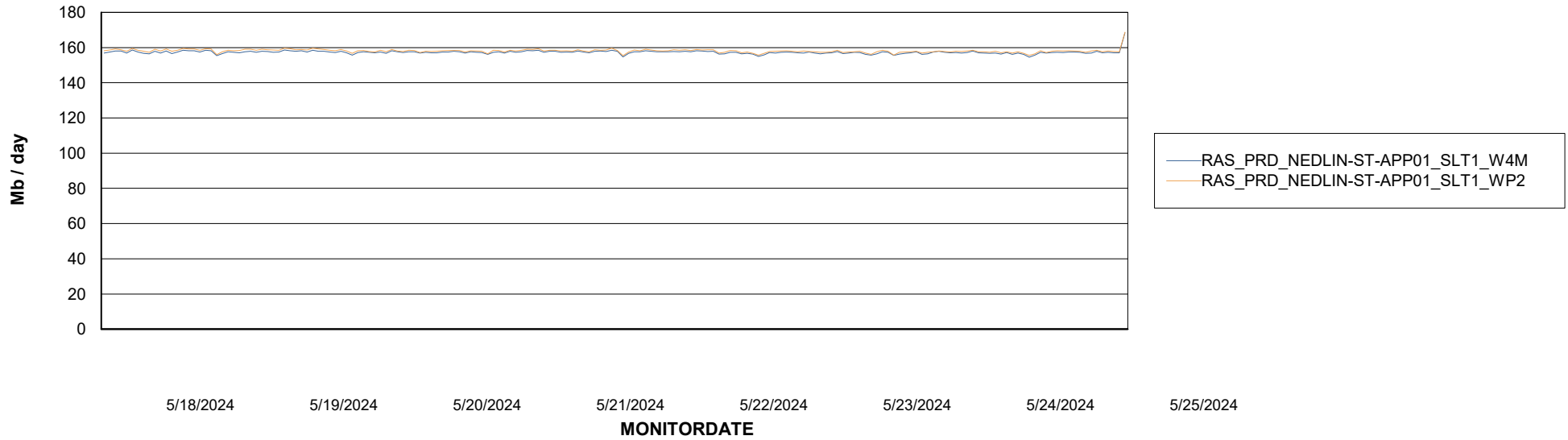
Weekly SLA Customer Report

Customer RAS_Production
Database ID 189



ABSolute Web Component Services

Avg memory used per ABS Web component



Weekly SLA Customer Report

Customer RAS_Production
Database ID 189



Disaster per ABS component

