

Weekly SLA Customer Report

Customer LLG_Production
Database ID 148



Harddisk Usage LLG_ABSAPPS01

	Free disk space on C: (%)	Total disk space on C: (Gb)	Used disk space on C: (Gb)	Free disk space on D: (%)	Total disk space on D: (Gb)	Used disk space on D: (Gb)
5/25/2024	78	500	112	98	393	7
5/24/2024	78	500	112	98	393	7
5/23/2024	78	500	112	98	393	7
5/22/2024	78	500	112	98	393	7
5/21/2024	78	500	112	98	393	7
5/20/2024	78	500	112	98	393	7
5/19/2024	77	500	113	98	393	7

Harddisk Usage LLG_ABSApps02

	Free disk space on C: (%)	Total disk space on C: (Gb)	Used disk space on C: (Gb)	Free disk space on D: (%)	Total disk space on D: (Gb)	Used disk space on D: (Gb)
5/25/2024	93	500	35	96	393	14
5/24/2024	93	500	35	96	393	14
5/23/2024	93	500	35	96	393	14
5/22/2024	93	500	35	96	393	14
5/21/2024	93	500	35	96	393	14
5/20/2024	93	500	35	96	393	14
5/19/2024	93	500	35	96	393	14

Weekly SLA Customer Report

Customer LLG_Production
Database ID 148



Harddisk Usage LLG_ABSBI01

	Free disk space on C: (%)	Total disk space on C: (Gb)	Used disk space on C: (Gb)	Free disk space on D: (%)	Total disk space on D: (Gb)	Used disk space on D: (Gb)
5/25/2024	84	446	71	91	2,681	238
5/24/2024	84	446	71	91	2,681	237
5/23/2024	84	446	71	91	2,681	237
5/22/2024	84	446	71	91	2,681	237
5/21/2024	84	446	70	91	2,681	237
5/20/2024	84	446	70	91	2,681	237
5/19/2024	84	446	70	91	2,681	237

Harddisk Usage LLG_ABSDB01

	Free disk space on C: (%)	Total disk space on C: (Gb)	Used disk space on C: (Gb)	Free disk space on D: (%)	Total disk space on D: (Gb)	Used disk space on D: (Gb)	Free disk space on E: (%)	Total disk space on E: (Gb)	Used disk space on E: (Gb)
5/25/2024	89	446	50	72	1,605	450	53	1,077	502
5/24/2024	89	446	50	72	1,605	450	54	1,077	500
5/23/2024	89	446	50	72	1,605	450	54	1,077	500
5/22/2024	89	446	50	72	1,605	450	54	1,077	500
5/21/2024	89	446	50	72	1,605	450	54	1,077	499
5/20/2024	89	446	50	72	1,605	450	54	1,077	499
5/19/2024	89	446	50	72	1,605	450	67	1,077	359

Weekly SLA Customer Report

Customer LLG_Production
 Database ID 148



Harddisk Usage LLG_ABSDB02

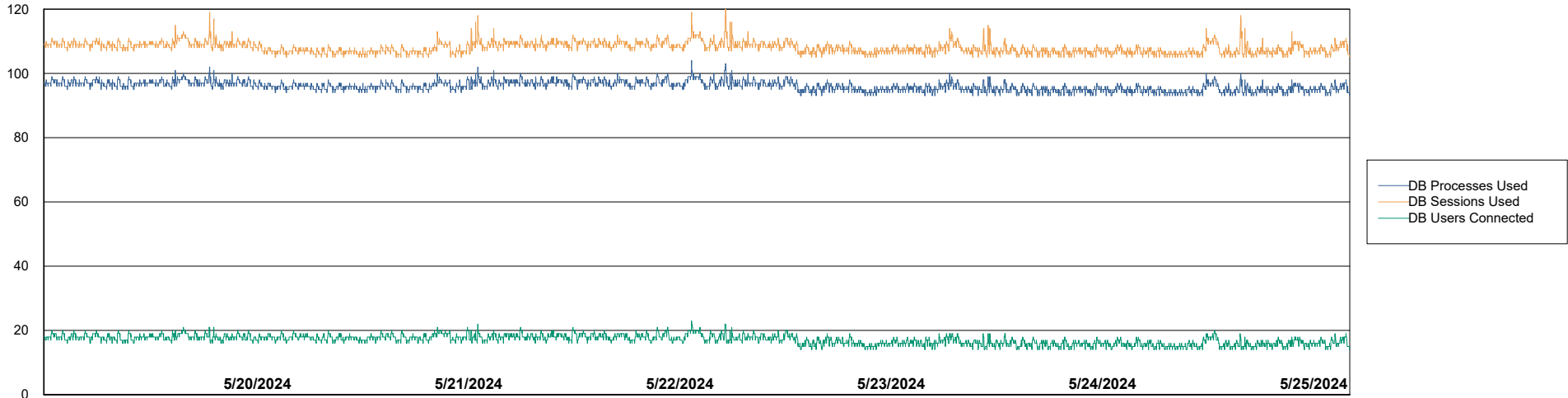
	Free disk space on C: (%)	Total disk space on C: (Gb)	Used disk space on C: (Gb)	Free disk space on D: (%)	Total disk space on D: (Gb)	Used disk space on D: (Gb)	Free disk space on E: (%)	Total disk space on E: (Gb)	Used disk space on E: (Gb)
5/25/2024	82	446	81	64	1,605	576	68	1,077	348
5/24/2024	82	446	81	64	1,605	576	68	1,077	348
5/23/2024	82	446	81	64	1,605	576	67	1,077	351
5/22/2024	82	446	81	64	1,605	576	68	1,077	349
5/21/2024	82	446	81	64	1,605	576	68	1,077	346
5/20/2024	82	446	81	64	1,605	576	68	1,077	346
5/19/2024	82	446	81	64	1,605	576	81	1,077	207

Weekly SLA Customer Report

Customer LLG_Production
Database ID 148



Database Performance LLG_ABSBI01_BI_PROD_ABS1



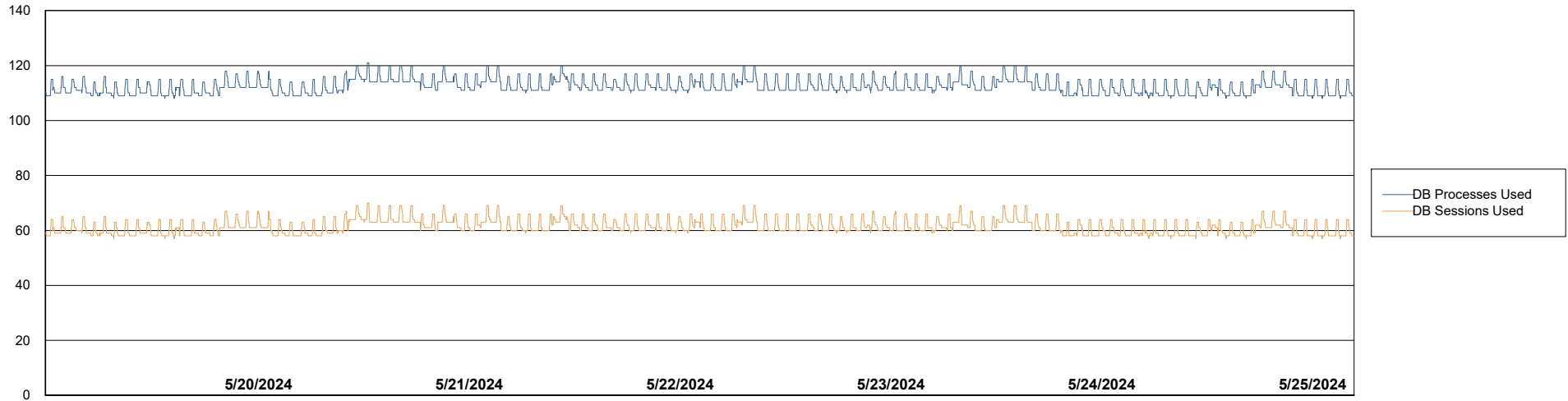
Weekly SLA Customer Report

Customer LLG_Production
Database ID 148



Database Performance LLG_ABSDB02_PROD_HSBABS1

DB Processes Max 300
DB Processes Max 4
DB Processes Max 0

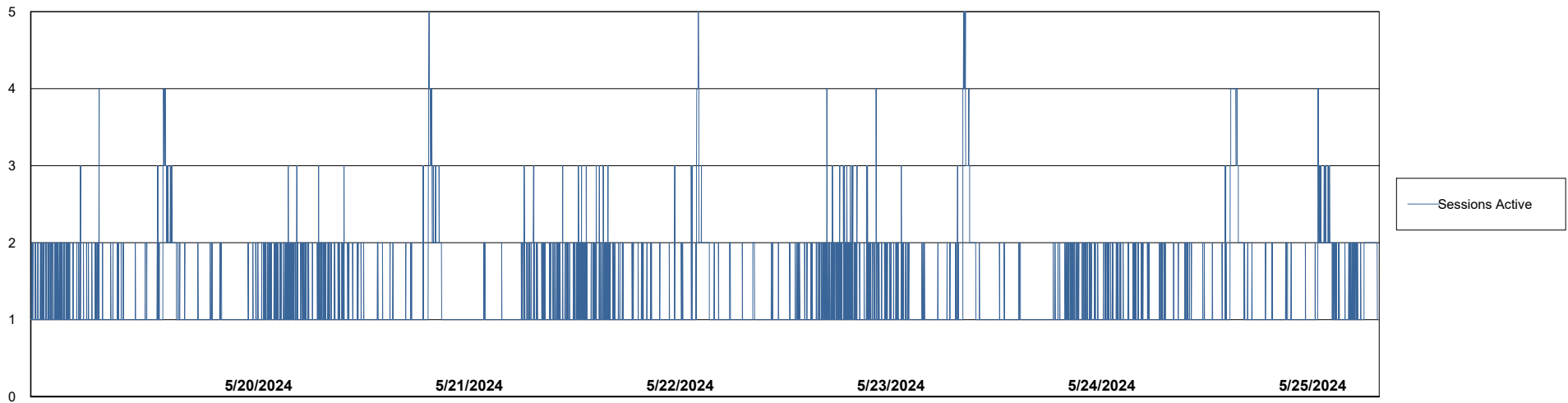
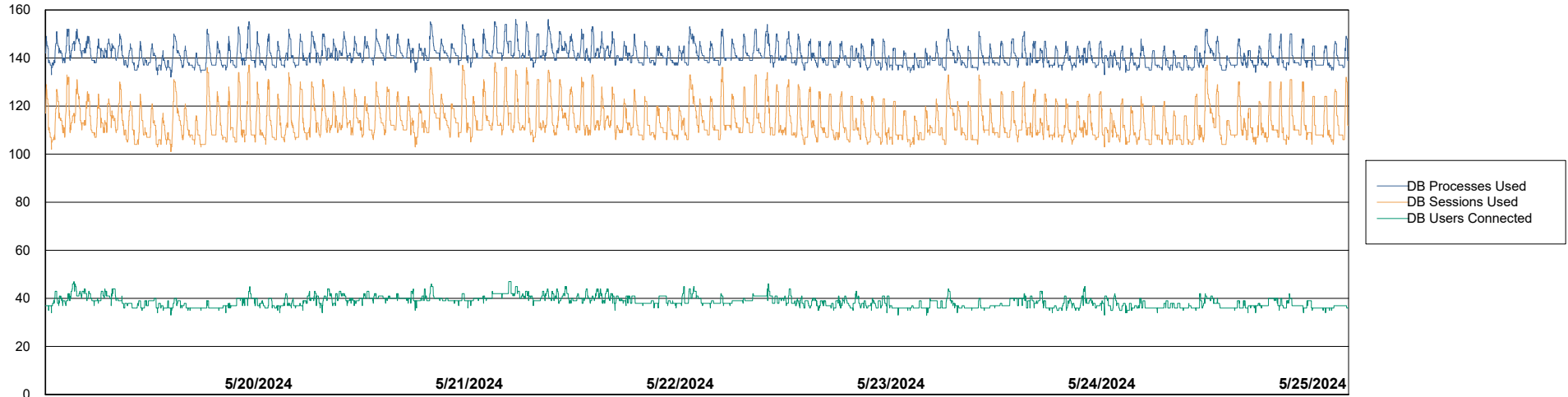


Weekly SLA Customer Report

Customer LLG_Production
Database ID 148



Database Performance LLG_ABSDB1_PROD_ABS1



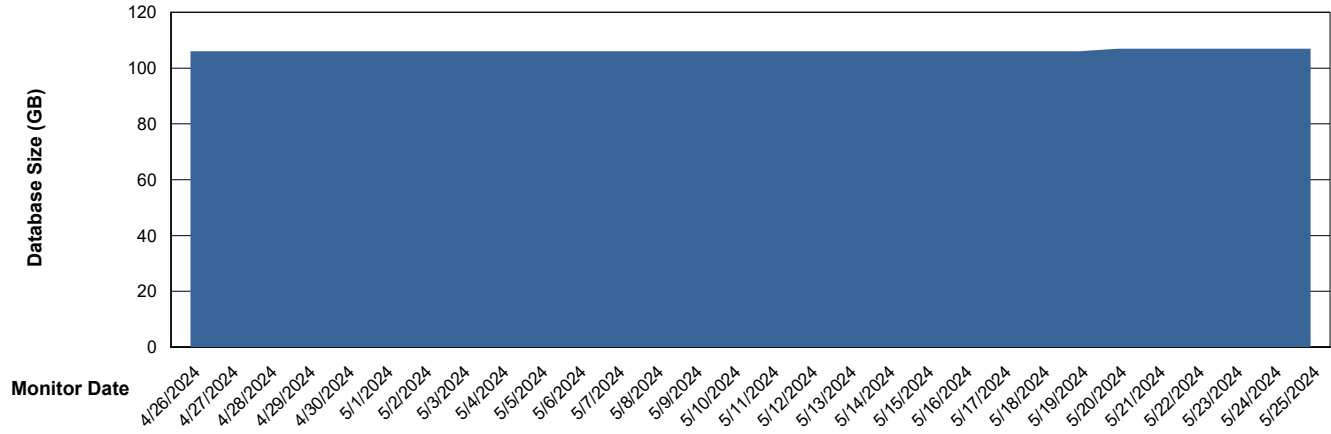
Weekly SLA Customer Report

Customer LLG_Production
Database ID 148



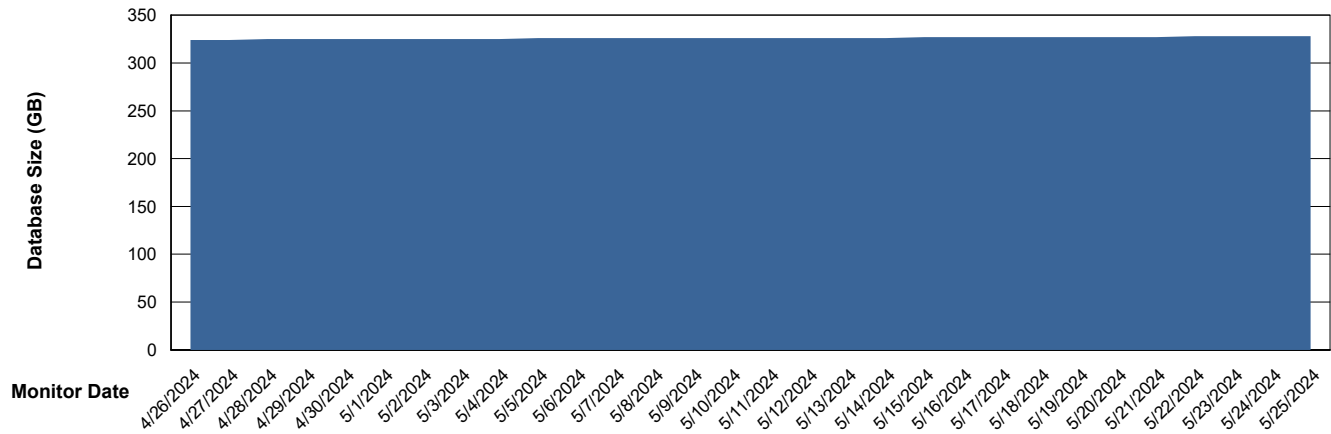
DATABASE SIZE LLG_ABSBI01_BI_PROD_ABS1

Database growth over last month



DATABASE SIZE LLG_ABSDB1_PROD_ABS1

Database growth over last month



Weekly SLA Customer Report

Customer LLG_Production
 Database ID 148



Database Tablespace LLG_ABSBI01_BI_PROD_ABS1

Date	Tablespace Name	Filesize (Gb)	Usedsize (Gb)	Percentage free
5/25/2024	ABSDATA	64	44	31
	INDX	72	55	23
5/24/2024	ABSDATA	64	44	31
	INDX	72	55	23
5/23/2024	ABSDATA	64	44	31
	INDX	72	55	24
5/22/2024	ABSDATA	64	44	31
	INDX	72	55	24
5/21/2024	ABSDATA	64	44	31
	INDX	72	55	24
5/20/2024	ABSDATA	64	44	31
	INDX	72	55	24
5/19/2024	ABSDATA	64	44	31
	INDX	72	55	24

Weekly SLA Customer Report

Customer LLG_Production
 Database ID 148



Database Tablespace LLG_ABSDB1_PROD_ABS1

Date	Tablespace Name	Filesize (Gb)	Usedsize (Gb)	Percentage free
5/25/2024	ABSDATA	178	136	24
	INDX	224	181	19
5/24/2024	ABSDATA	178	136	24
	INDX	224	181	19
5/23/2024	ABSDATA	178	135	24
	INDX	224	181	19
5/22/2024	ABSDATA	178	135	24
	INDX	224	181	19
5/21/2024	ABSDATA	178	135	24
	INDX	224	181	19
5/20/2024	ABSDATA	178	135	24
	INDX	224	181	19
5/19/2024	ABSDATA	178	135	24
	INDX	224	181	19

BI Status and last ETL error for LLG_ABSBI01_BI_PROD_ABS1

	Mon 20/5/2024	Tue 21/5/2024	Wed 22/5/2024	Thu 23/5/2024	Fri 24/5/2024	Sat 25/5/2024
ABS DataWarehouse ETL Health	OK	OK	OK	OK	OK	OK
ABS DWHStaging ETL Health	OK	OK	OK	OK	OK	OK

Weekly SLA Customer Report

Customer LLG_Production
Database ID 148



BI last ETL error for	LLG_ABSBI01_BI_PROD_ABS1
-----------------------	--------------------------

Thu, 23-05-2024	None
Sun, 19-05-2024	None
Mon, 20-05-2024	None
Wed, 22-05-2024	None
Sun, 19-05-2024	None
Tue, 21-05-2024	None
Thu, 23-05-2024	None
Sat, 25-05-2024	None
Sat, 25-05-2024	None
Tue, 21-05-2024	None
Fri, 24-05-2024	None
Mon, 20-05-2024	None
Wed, 22-05-2024	None
Fri, 24-05-2024	None

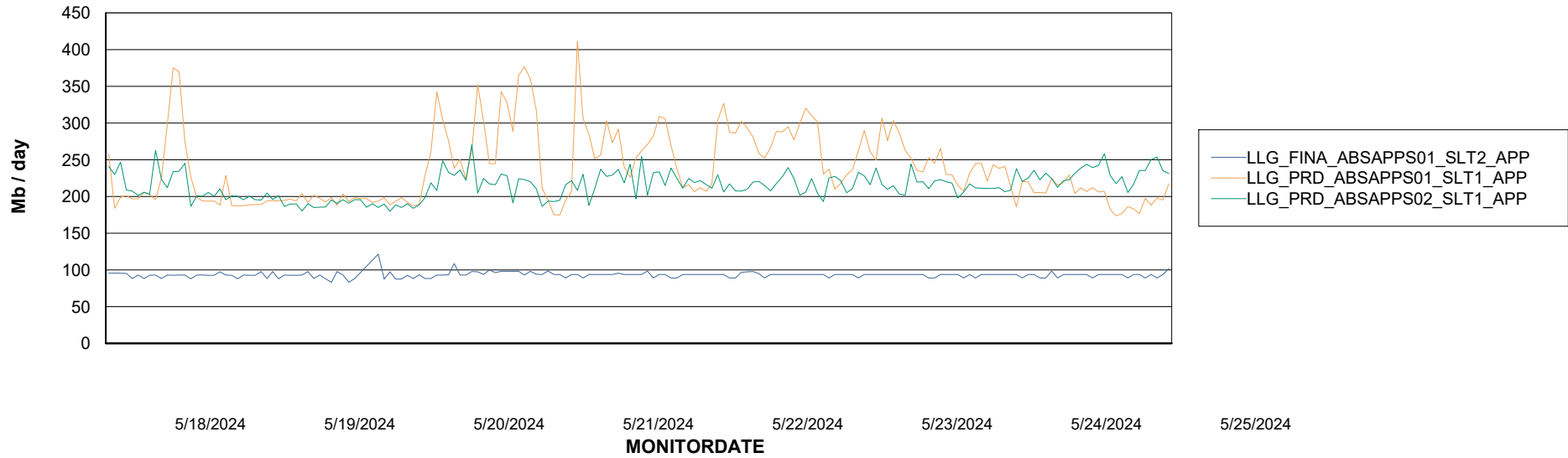
Weekly SLA Customer Report

Customer LLG_Production
Database ID 148

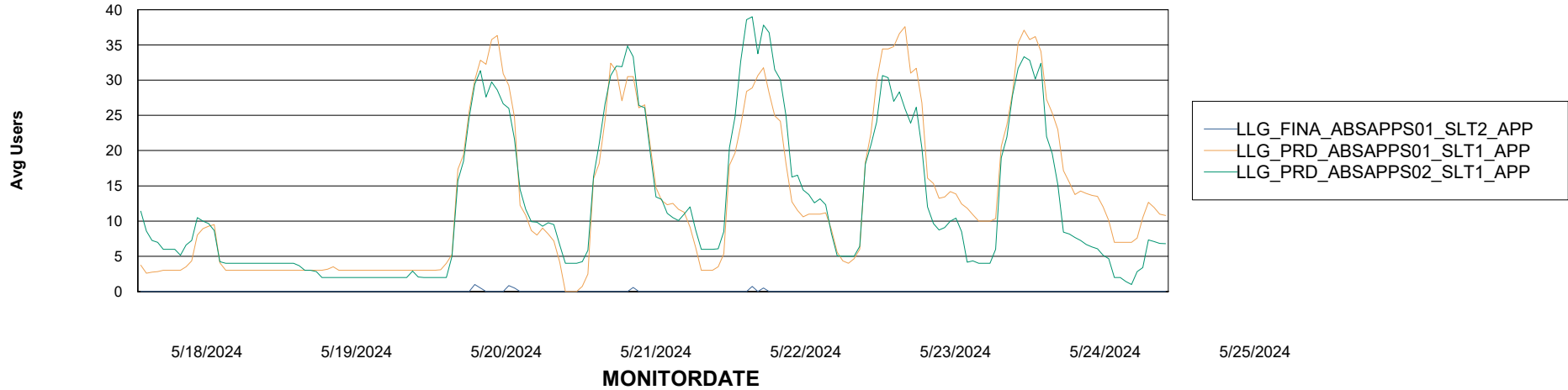


ABSSolute Application Server Services

Avg memory used per ABS Server Service



Avg users per day per ABS server



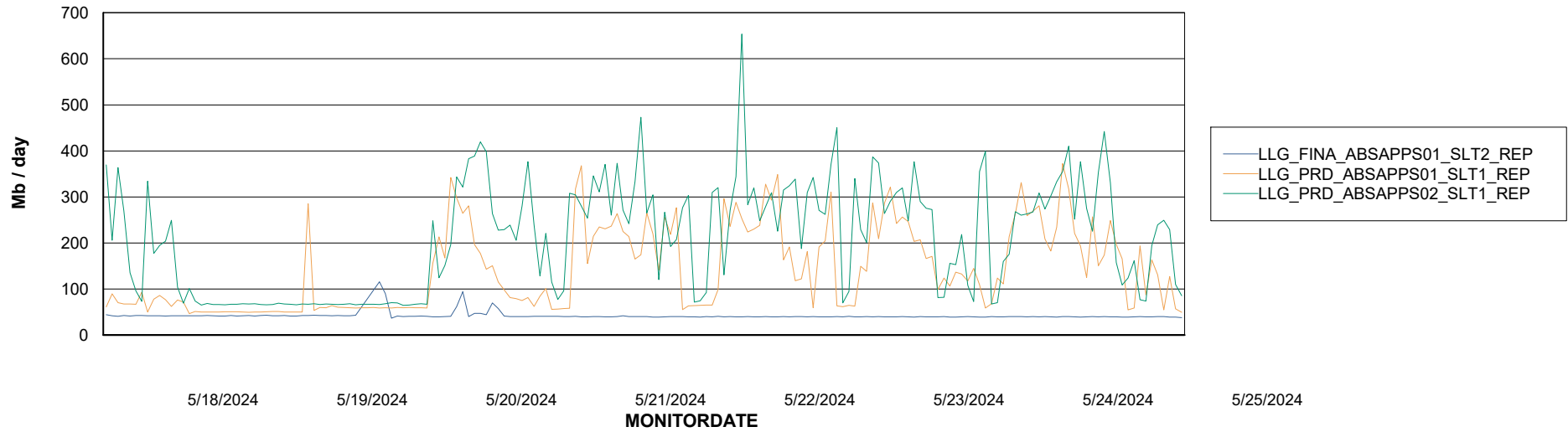
Weekly SLA Customer Report

Customer LLG_Production
Database ID 148



ABSSolute Application ReportServer Services

Avg memory used per ReportServer Service



Disaster per ABS component

