

# Weekly SLA Customer Report

Customer ECL\_Production  
 Database ID 156



Harddisk Usage ECL\_PRD\_ECLABS

	Free disk space on C: (%)	Total disk space on C: (Gb)	Used disk space on C: (Gb)	Free disk space on E: (%)	Total disk space on E: (Gb)	Used disk space on E: (Gb)
5/25/2024	62	199	76	62	500	191
5/24/2024	62	199	76	62	500	191
5/23/2024	62	199	76	62	500	191
5/22/2024	62	199	76	62	500	190
5/21/2024	62	199	76	62	500	190
5/20/2024	62	199	76	62	500	191
5/19/2024	62	199	76	62	500	191

Harddisk Usage ECL\_PRD\_ECLABS-TEST

	Free disk space on C: (%)	Total disk space on C: (Gb)	Used disk space on C: (Gb)	Free disk space on E: (%)	Total disk space on E: (Gb)	Used disk space on E: (Gb)
5/25/2024	64	199	72	48	500	258
5/24/2024	64	199	72	48	500	259
5/23/2024	64	199	72	48	500	259
5/22/2024	64	199	71	48	500	259
5/21/2024	64	199	71	48	500	259
5/20/2024	64	199	71	48	500	259
5/19/2024	64	199	71	48	500	259

# Weekly SLA Customer Report

Customer ECL\_Production  
Database ID 156



Harddisk Usage ECL\_PRD\_ECLABS-WEB

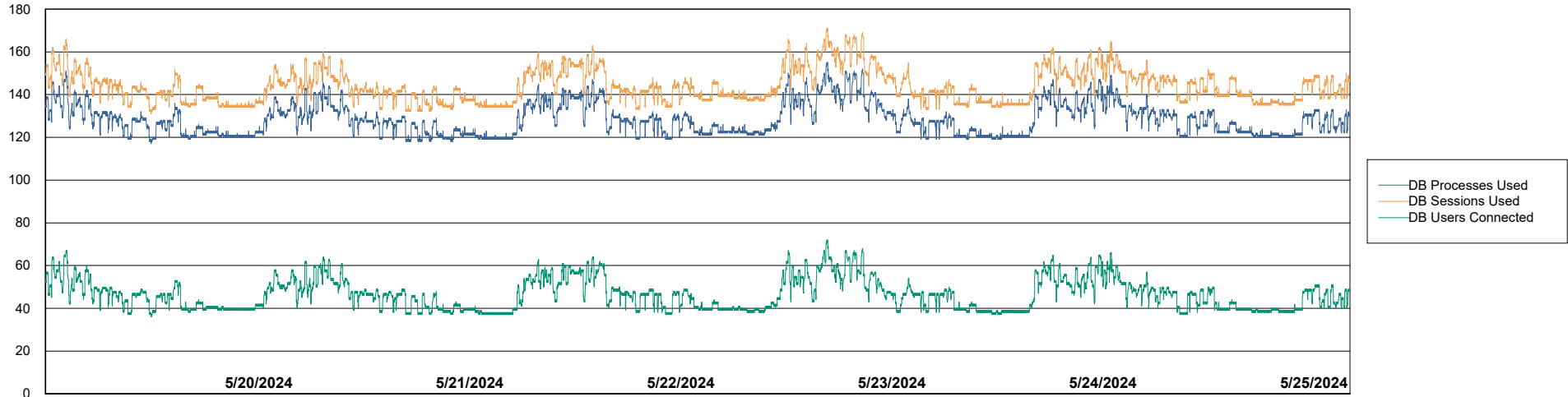
	Free disk space on C: (%)	Total disk space on C: (Gb)	Used disk space on C: (Gb)
5/25/2024	39	99	60
5/24/2024	40	99	60
5/23/2024	39	99	60
5/22/2024	39	99	60
5/21/2024	39	99	60
5/20/2024	39	99	60
5/19/2024	39	99	60

# Weekly SLA Customer Report

Customer ECL\_Production  
Database ID 156



Database Performance ECL\_PRD\_ECLABS\_ABS1



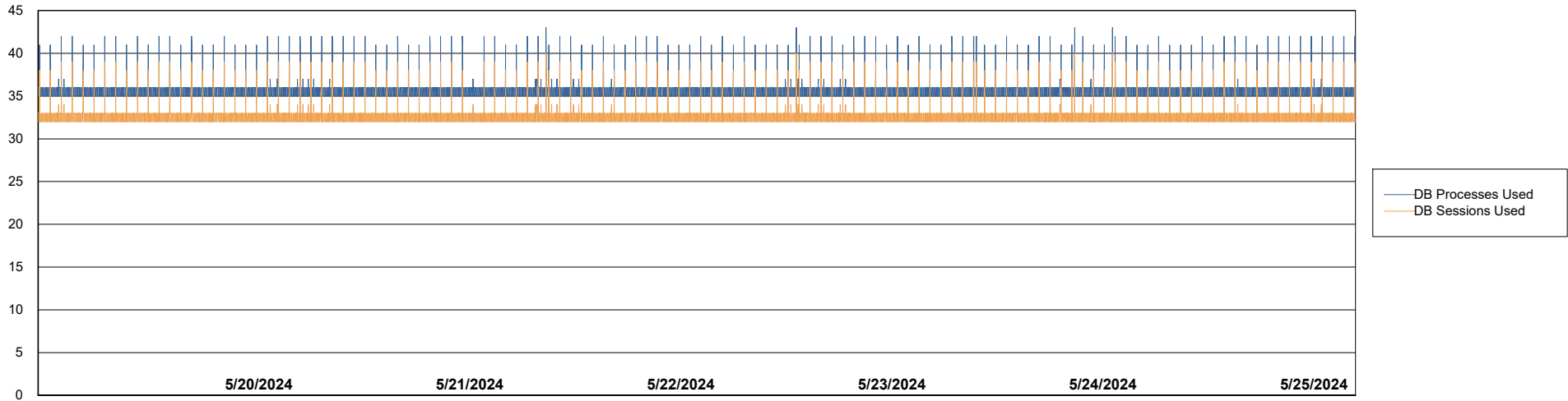
# Weekly SLA Customer Report

Customer ECL\_Production  
Database ID 156



Database Performance ECL\_PRD\_ECLABS-TEST\_HSBABS1

DB Processes Max 1,000



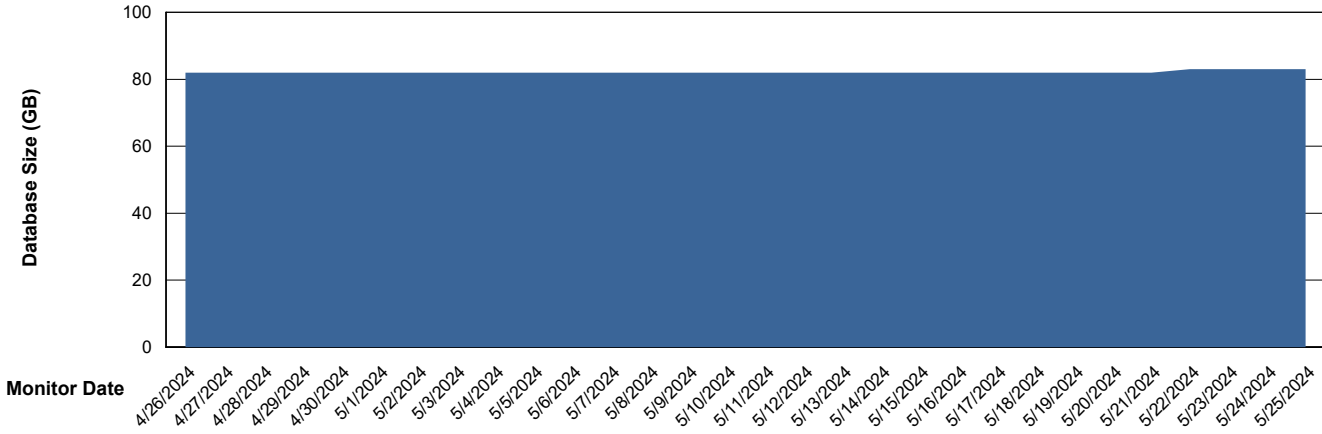
# Weekly SLA Customer Report

Customer ECL\_Production  
 Database ID 156



DATABASE SIZE ECL\_PRD\_ECLABS\_ABS1

Database growth over last month



Database Tablespace ECL\_PRD\_ECLABS\_ABS1

Date	Tablespace Name	Filesize (Gb)	Usedsize (Gb)	Percentage free
5/25/2024	ABSDATA	81	59	27
	INDX	10	7	33
5/24/2024	ABSDATA	81	59	27
	INDX	10	7	33
5/23/2024	ABSDATA	81	59	27
	INDX	10	7	33
5/22/2024	ABSDATA	81	59	27
	INDX	10	7	33
5/21/2024	ABSDATA	81	59	27
	INDX	10	7	33
5/20/2024	ABSDATA	81	59	27
	INDX	10	7	33
5/19/2024	ABSDATA	81	59	27
	INDX	10	7	34

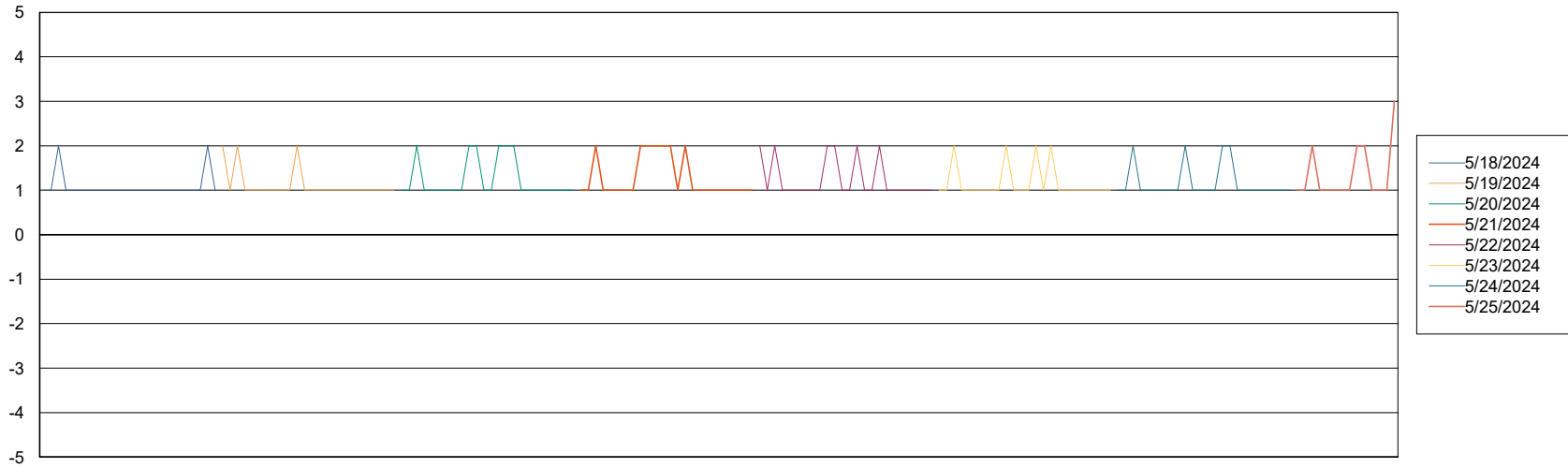
# Weekly SLA Customer Report

Customer ECL\_Production  
Database ID 156



Standby Database Health ECL\_Production

## Recovery lag for last 7 days



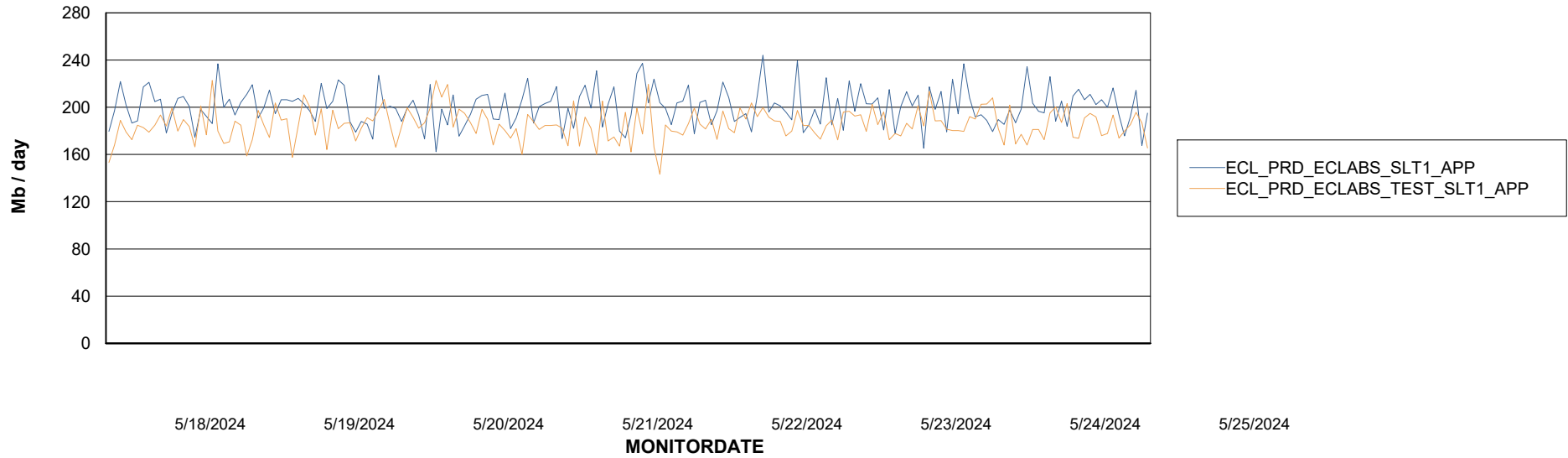
# Weekly SLA Customer Report

Customer ECL\_Production  
Database ID 156

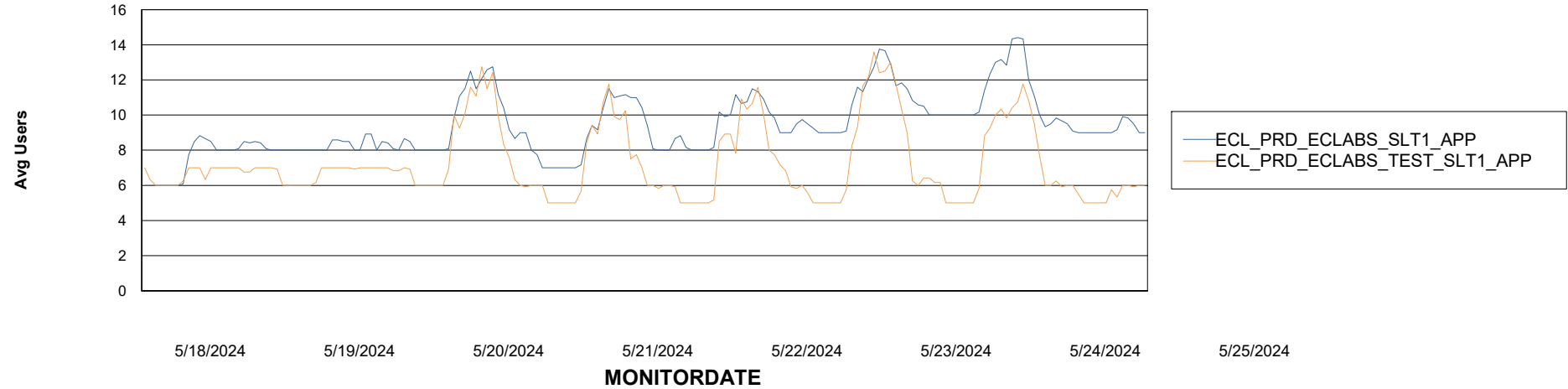


## ABSSolute Application Server Services

### Avg memory used per ABS Server Service



### Avg users per day per ABS server



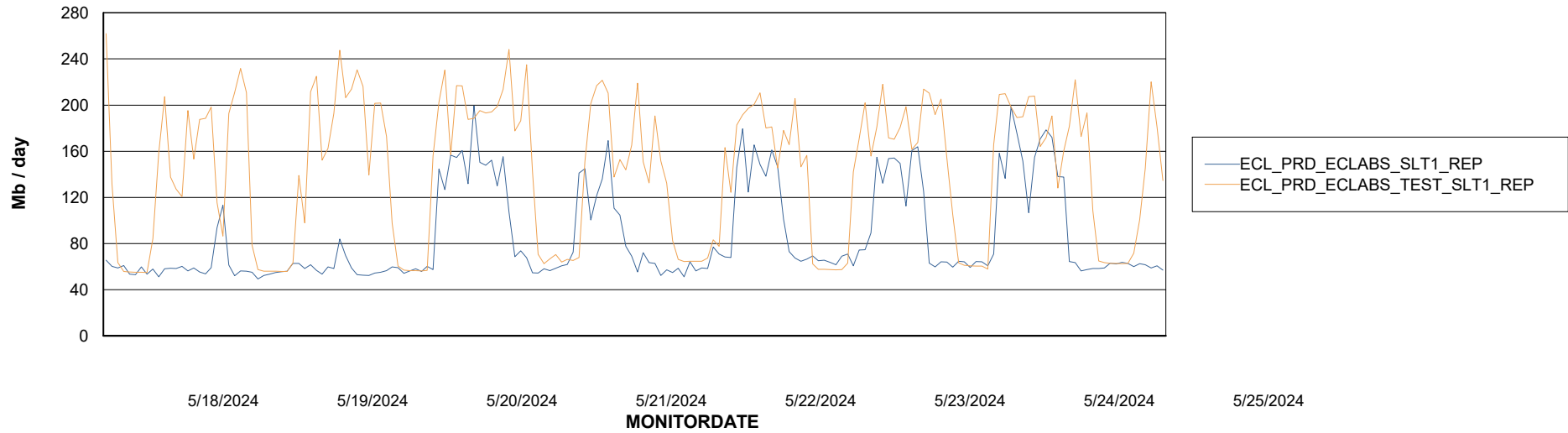
# Weekly SLA Customer Report

Customer ECL\_Production  
Database ID 156



## ABSSolute Application ReportServer Services

### Avg memory used per ReportServer Service



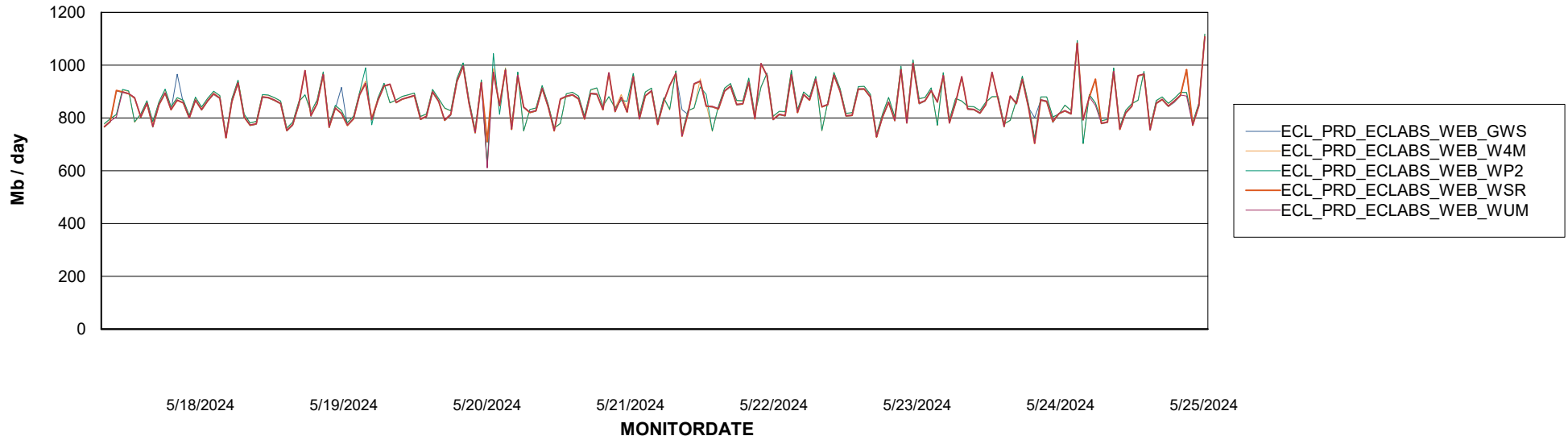
# Weekly SLA Customer Report

Customer ECL\_Production  
Database ID 156



## ABSSolute Web Component Services

### Avg memory used per ABS Web component



# Weekly SLA Customer Report

Customer ECL\_Production  
Database ID 156



### Disaster per ABS component

