

# Weekly SLA Customer Report

Customer LLG\_Production  
Database ID 148



## Harddisk Usage LLG\_ABSAPPS01

	Free disk space on C: (%)	Total disk space on C: (Gb)	Used disk space on C: (Gb)	Free disk space on D: (%)	Total disk space on D: (Gb)	Used disk space on D: (Gb)
5/18/2024	77	500	113	98	393	7
5/17/2024	78	500	112	98	393	7
5/16/2024	78	500	112	98	393	7
5/15/2024	78	500	111	98	393	7
5/14/2024	78	500	111	98	393	7
5/13/2024	78	500	111	98	393	7
5/12/2024	78	500	111	98	393	7

## Harddisk Usage LLG\_ABSApps02

	Free disk space on C: (%)	Total disk space on C: (Gb)	Used disk space on C: (Gb)	Free disk space on D: (%)	Total disk space on D: (Gb)	Used disk space on D: (Gb)
5/18/2024	93	500	35	96	393	14
5/17/2024	93	500	35	96	393	14
5/16/2024	93	500	34	96	393	14
5/15/2024	93	500	33	96	393	14
5/14/2024	93	500	33	96	393	14
5/13/2024	93	500	33	97	393	14
5/12/2024	93	500	33	97	393	14

# Weekly SLA Customer Report

Customer LLG\_Production  
Database ID 148



## Harddisk Usage LLG\_ABSBI01

	Free disk space on C: (%)	Total disk space on C: (Gb)	Used disk space on C: (Gb)	Free disk space on D: (%)	Total disk space on D: (Gb)	Used disk space on D: (Gb)
5/18/2024	84	446	70	91	2,681	238
5/17/2024	84	446	70	91	2,681	237
5/16/2024	84	446	70	91	2,681	237
5/15/2024	84	446	69	91	2,681	237
5/14/2024	85	446	69	91	2,681	237
5/13/2024	85	446	69	91	2,681	237
5/12/2024	85	446	69	91	2,681	237

## Harddisk Usage LLG\_ABSDB01

	Free disk space on C: (%)	Total disk space on C: (Gb)	Used disk space on C: (Gb)	Free disk space on D: (%)	Total disk space on D: (Gb)	Used disk space on D: (Gb)	Free disk space on E: (%)	Total disk space on E: (Gb)	Used disk space on E: (Gb)
5/18/2024	89	446	51	72	1,605	450	54	1,077	499
5/17/2024	89	446	50	72	1,605	450	54	1,077	498
5/16/2024	89	446	50	72	1,605	450	54	1,077	498
5/15/2024	89	446	49	72	1,605	450	54	1,077	498
5/14/2024	89	446	49	72	1,605	450	54	1,077	498
5/13/2024	89	446	49	72	1,605	450	54	1,077	498
5/12/2024	89	446	49	72	1,605	450	67	1,077	359

# Weekly SLA Customer Report

Customer LLG\_Production  
 Database ID 148



Harddisk Usage LLG\_ABSDB02

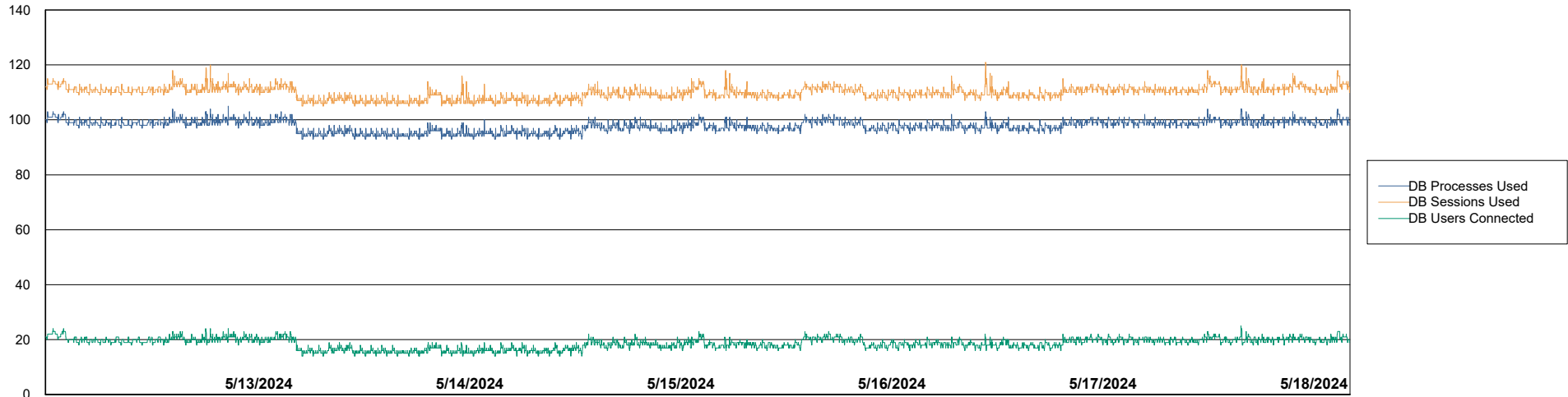
	Free disk space on C: (%)	Total disk space on C: (Gb)	Used disk space on C: (Gb)	Free disk space on D: (%)	Total disk space on D: (Gb)	Used disk space on D: (Gb)	Free disk space on E: (%)	Total disk space on E: (Gb)	Used disk space on E: (Gb)
5/18/2024	82	446	81	64	1,605	576	83	1,077	183
5/17/2024	82	446	81	64	1,605	576	83	1,077	182
5/16/2024	82	446	81	64	1,605	576	83	1,077	180
5/15/2024	82	446	80	64	1,605	576	83	1,077	178
5/14/2024	82	446	79	64	1,605	576	78	1,077	240
5/13/2024	82	446	79	64	1,605	576	68	1,077	341
5/12/2024	82	446	79	64	1,605	576	81	1,077	200

# Weekly SLA Customer Report

Customer LLG\_Production  
Database ID 148



Database Performance LLG\_ABSBI01\_BI\_PROD\_ABS1



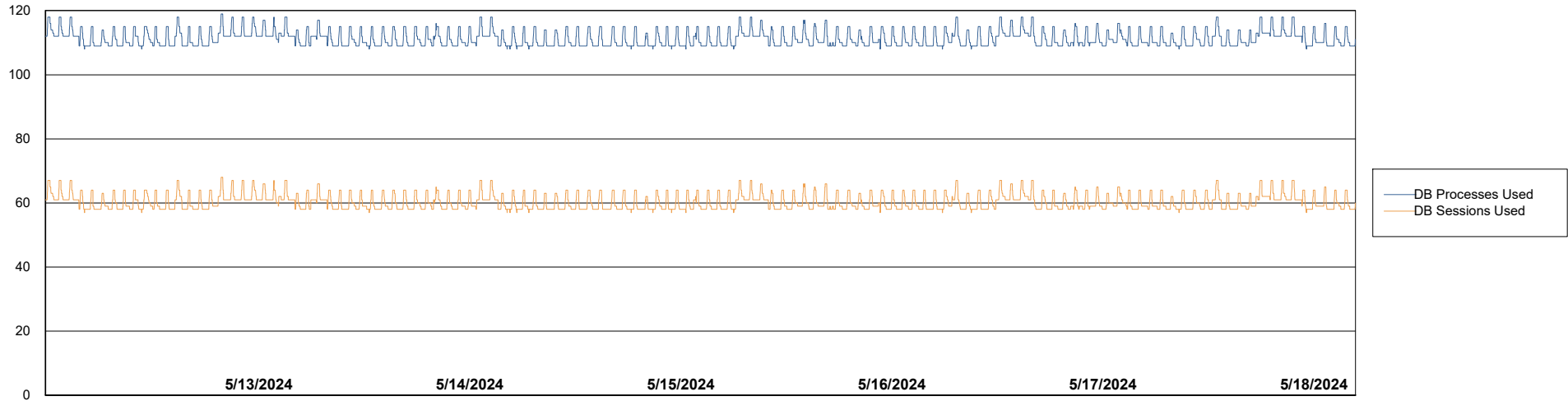
# Weekly SLA Customer Report

Customer LLG\_Production  
Database ID 148



Database Performance LLG\_ABSDB02\_PROD\_HSBABS1

DB Processes Max 300  
DB Processes Max 4  
DB Processes Max 0

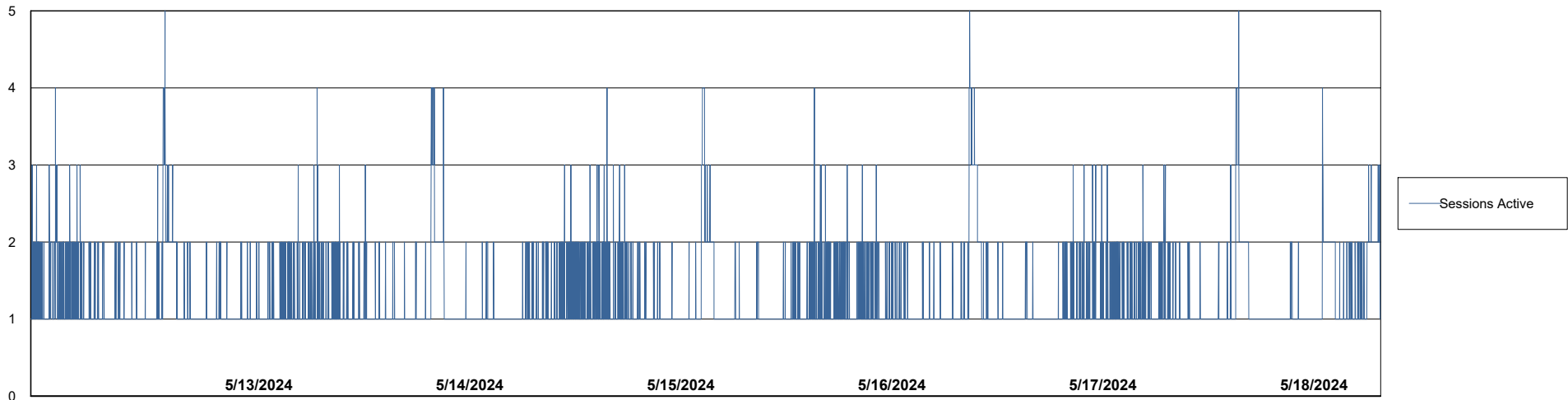
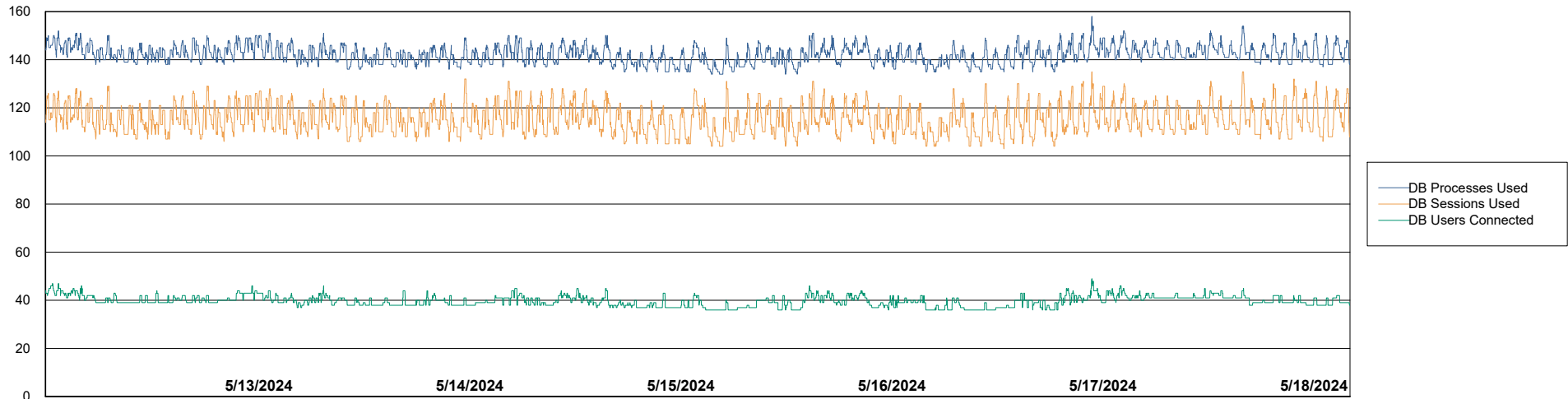


# Weekly SLA Customer Report

Customer LLG\_Production  
Database ID 148



## Database Performance LLG\_ABSDB1\_PROD\_ABS1



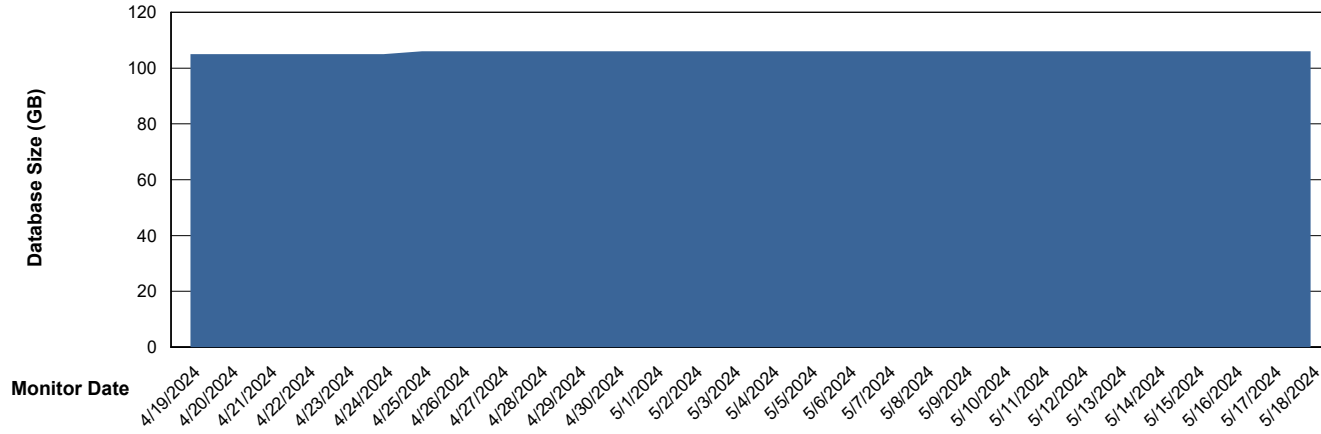
# Weekly SLA Customer Report

Customer LLG\_Production  
Database ID 148



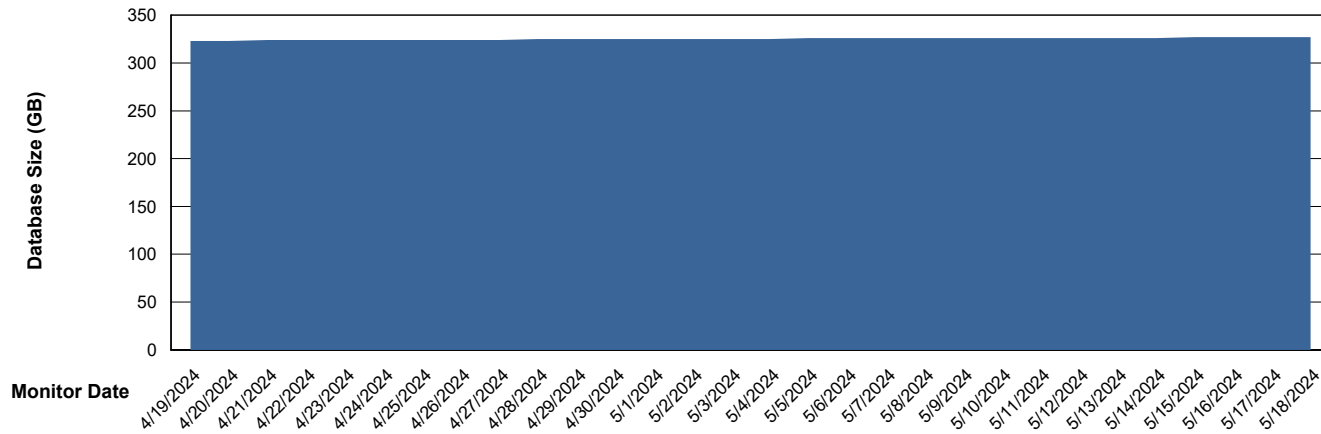
DATABASE SIZE LLG\_ABSBI01\_BI\_PROD\_ABS1

### Database growth over last month



DATABASE SIZE LLG\_ABSDB1\_PROD\_ABS1

### Database growth over last month



# Weekly SLA Customer Report

Customer      LLG\_Production  
Database ID    148



Database Tablespace      LLG\_ABSBI01\_BI\_PROD\_ABS1

Date	Tablespace Name	Filesize (Gb)	Usedsize (Gb)	Percentage free
5/18/2024	ABSDATA	64	44	31
	INDX	72	55	24
5/17/2024	ABSDATA	64	44	31
	INDX	72	55	24
5/16/2024	ABSDATA	64	44	31
	INDX	72	55	24
5/15/2024	ABSDATA	64	44	31
	INDX	72	55	24
5/14/2024	ABSDATA	64	44	31
	INDX	72	55	24
5/13/2024	ABSDATA	64	44	31
	INDX	72	55	24
5/12/2024	ABSDATA	64	44	31
	INDX	72	55	24

# Weekly SLA Customer Report

Customer LLG\_Production  
 Database ID 148



Database Tablespace LLG\_ABSDB1\_PROD\_ABS1

Date	Tablespace Name	Filesize (Gb)	Usedsize (Gb)	Percentage free
5/18/2024	ABSDATA	178	135	24
	INDX	224	180	20
5/17/2024	ABSDATA	178	135	24
	INDX	224	180	20
5/16/2024	ABSDATA	178	135	24
	INDX	224	180	20
5/15/2024	ABSDATA	178	135	24
	INDX	224	180	20
5/14/2024	ABSDATA	178	135	24
	INDX	224	180	20
5/13/2024	ABSDATA	178	135	24
	INDX	224	180	20
5/12/2024	ABSDATA	178	135	24
	INDX	224	180	20

BI Status and last ETL error for LLG\_ABSBI01\_BI\_PROD\_ABS1

	Mon 13/5/2024	Tue 14/5/2024	Wed 15/5/2024	Thu 16/5/2024	Fri 17/5/2024	Sat 18/5/2024
<b>ABS DataWarehouse ETL Health</b>	OK	OK	OK	OK	OK	OK
<b>ABS DWHStaging ETL Health</b>	OK	OK	OK	OK	OK	OK

# Weekly SLA Customer Report

Customer LLG\_Production  
Database ID 148



BI last ETL error for	LLG_ABSBI01_BI_PROD_ABS1
-----------------------	--------------------------

Fri, 17-05-2024	None
Wed, 15-05-2024	None
Thu, 16-05-2024	None
Fri, 17-05-2024	None
Sat, 18-05-2024	None
Sun, 12-05-2024	None
Mon, 13-05-2024	None
Tue, 14-05-2024	None
Mon, 13-05-2024	None
Wed, 15-05-2024	None
Thu, 16-05-2024	None
Tue, 14-05-2024	None
Sat, 18-05-2024	None
Sun, 12-05-2024	None

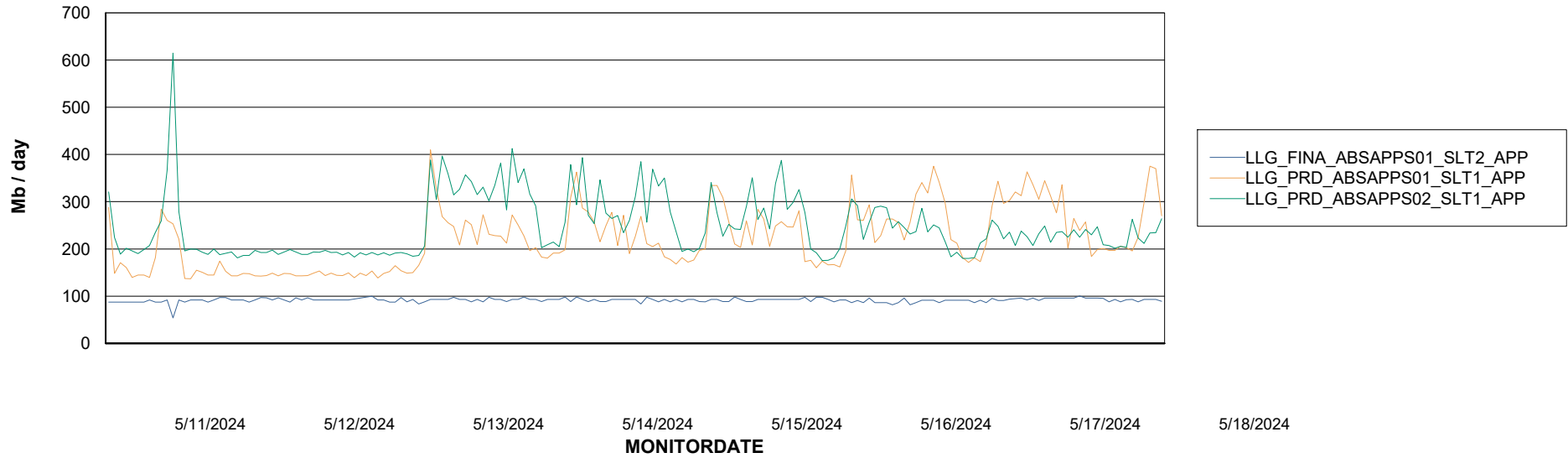
# Weekly SLA Customer Report

Customer LLG\_Production  
Database ID 148

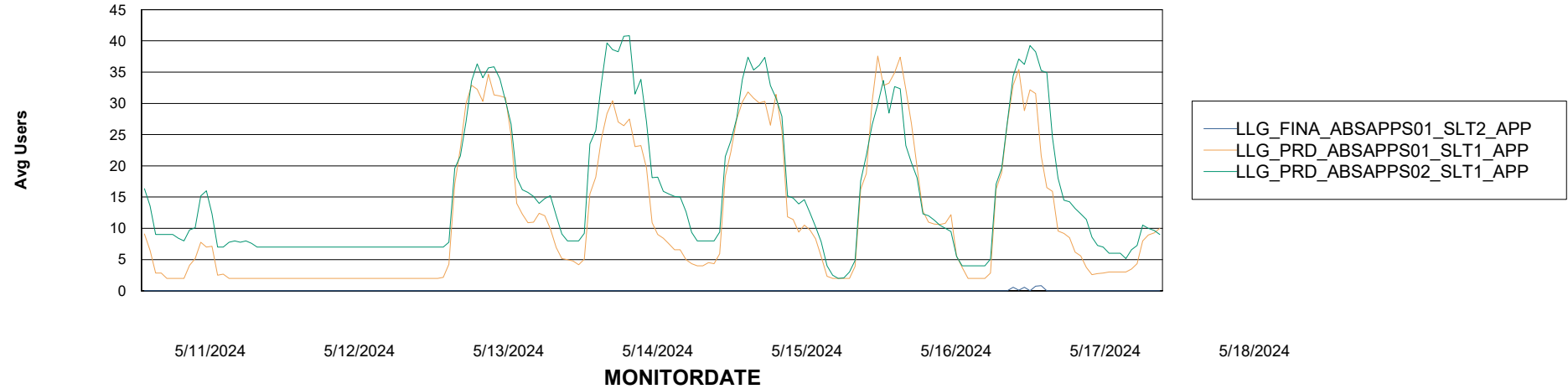


## ABSSolute Application Server Services

### Avg memory used per ABS Server Service



### Avg users per day per ABS server



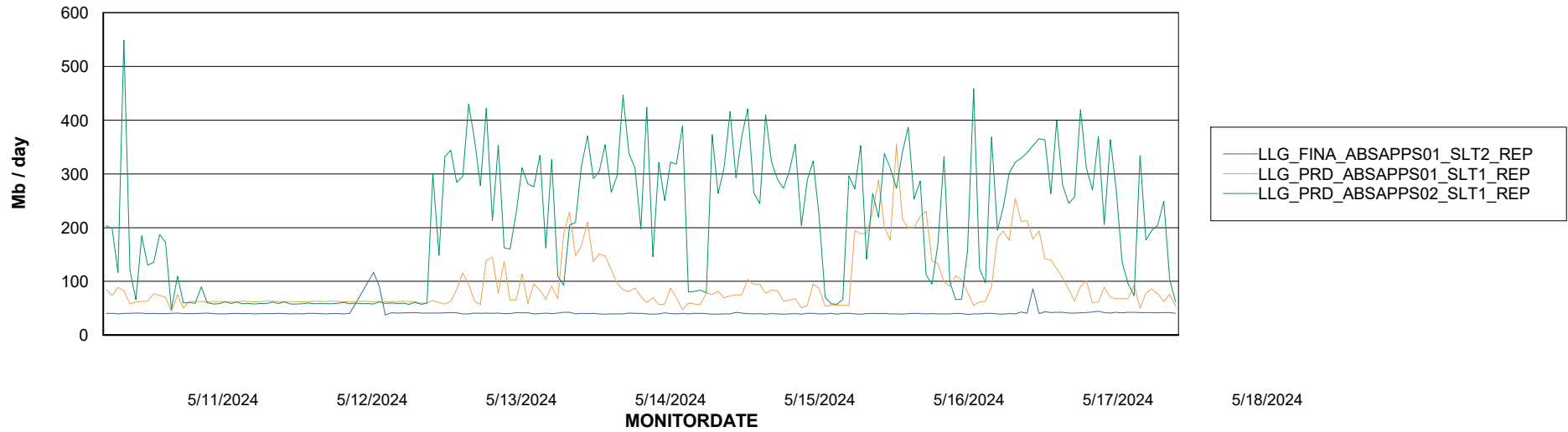
# Weekly SLA Customer Report

Customer LLG\_Production  
Database ID 148



## ABSSolute Application ReportServer Services

### Avg memory used per ReportServer Service



### Disaster per ABS component

