

Weekly SLA Customer Report

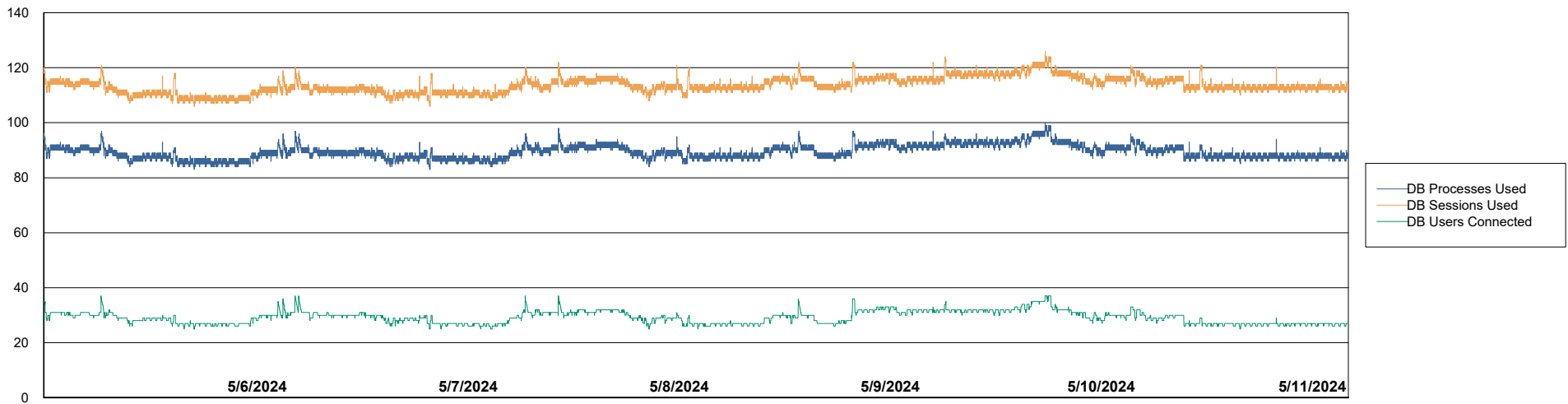
Customer RAS_Production
 Database ID 189



Harddisk Usage RAS_PRD_NEDLIN-ST-APP01

	Free disk space on C: (%)	Total disk space on C: (Gb)	Used disk space on C: (Gb)	Free disk space on D: (%)	Total disk space on D: (Gb)	Used disk space on D: (Gb)	Free disk space on E: (%)	Total disk space on E: (Gb)	Used disk space on E: (Gb)
5/11/2024	54	249	116	28	310	224	90	100	10
5/10/2024	45	249	138	28	310	223	90	100	10
5/9/2024	31	249	172	28	310	224	88	100	12
5/8/2024	31	249	172	28	310	223	87	100	13
5/7/2024	31	249	171	28	310	223	87	100	13
5/6/2024	32	249	170	28	310	223	87	100	13
5/5/2024	32	249	170	28	310	223	86	100	14

Database Performance RAS_PRD_NEDLIN-ST-APP01_ABS1



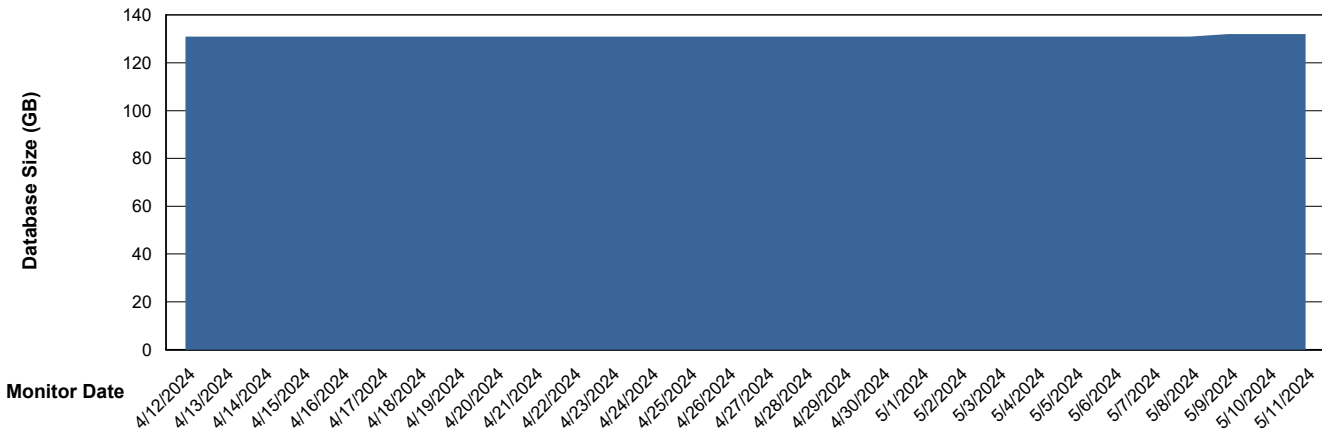
Weekly SLA Customer Report

Customer RAS_Production
 Database ID 189



DATABASE SIZE RAS_PRD_NEDLIN-ST-APP01_ABS1

Database growth over last month



Database Tablespace RAS_PRD_NEDLIN-ST-APP01_ABS1

Date	Tablespace Name	Filesize (Gb)	Usedsize (Gb)	Percentage free
5/11/2024	ABSDATA	60	35	42
	INDX	128	88	32
5/10/2024	ABSDATA	60	35	42
	INDX	128	88	32
5/9/2024	ABSDATA	60	35	42
	INDX	128	88	32
5/8/2024	ABSDATA	60	35	42
	INDX	128	87	32
5/7/2024	ABSDATA	60	35	42
	INDX	128	87	32
5/6/2024	ABSDATA	60	35	42
	INDX	128	87	32
5/5/2024	ABSDATA	60	35	42
	INDX	128	87	32

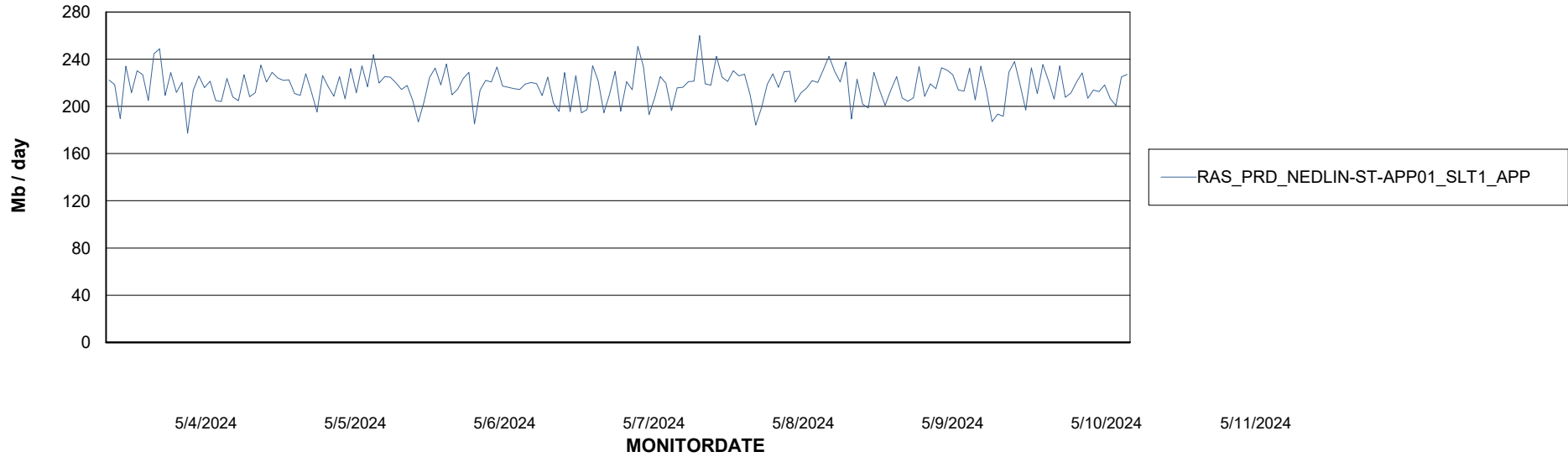
Weekly SLA Customer Report

Customer RAS_Production
Database ID 189

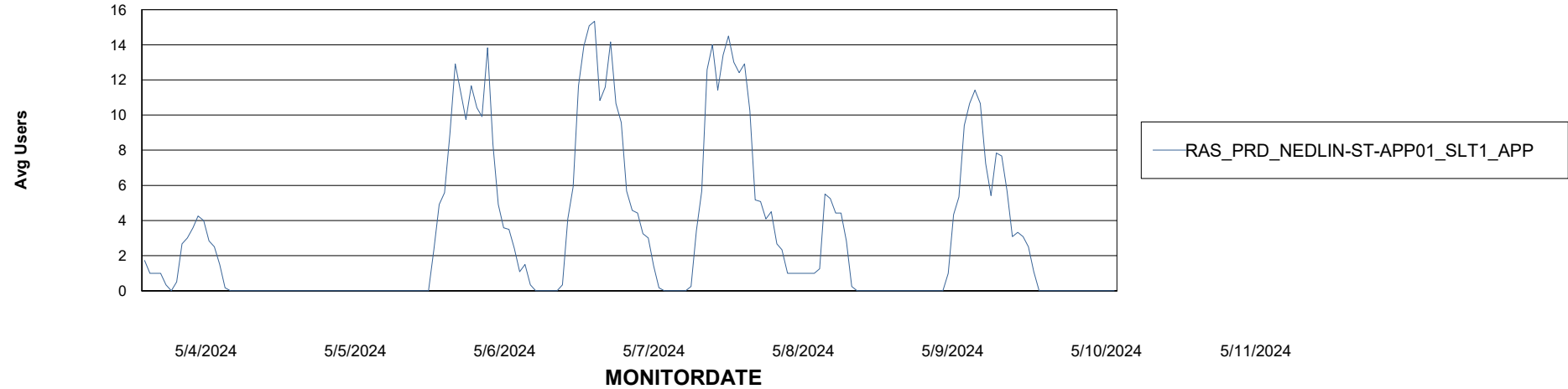


ABSSolute Application Server Services

Avg memory used per ABS Server Service



Avg users per day per ABS server



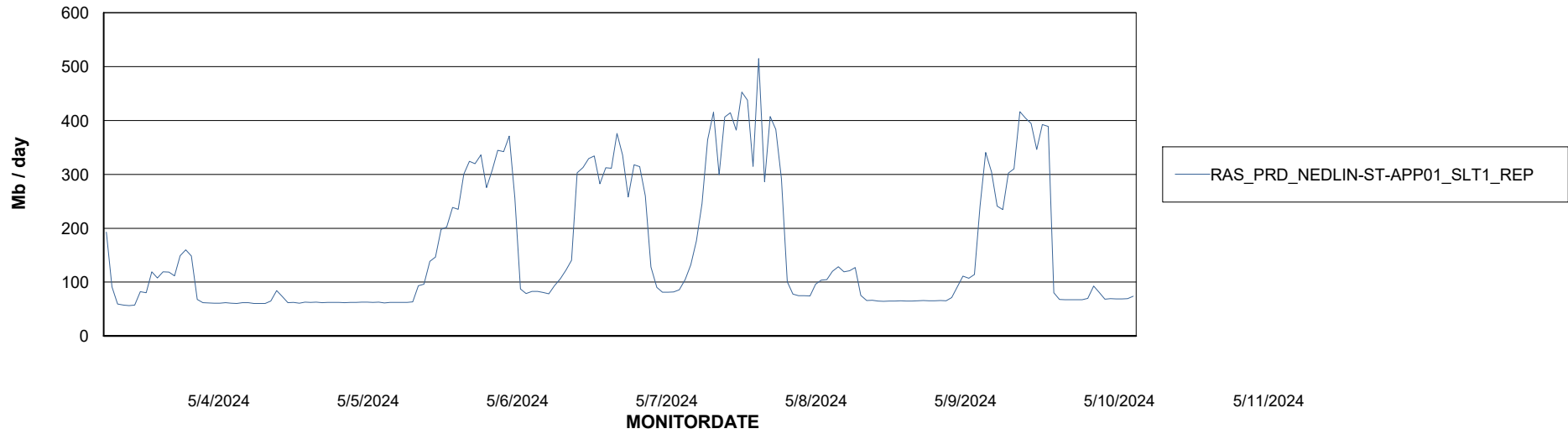
Weekly SLA Customer Report

Customer RAS_Production
Database ID 189



ABSSolute Application ReportServer Services

Avg memory used per ReportServer Service



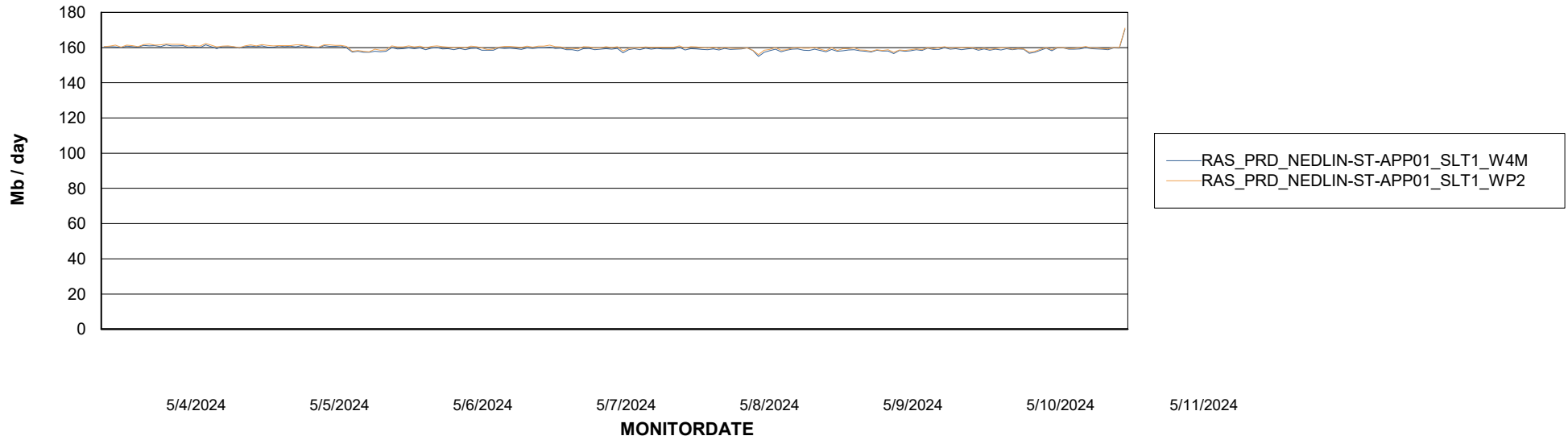
Weekly SLA Customer Report

Customer RAS_Production
Database ID 189



ABSSolute Web Component Services

Avg memory used per ABS Web component



Weekly SLA Customer Report

Customer RAS_Production
Database ID 189



Disaster per ABS component

