

Weekly SLA Customer Report

Customer LLG_Production
Database ID 148



Harddisk Usage LLG_ABSAPPS01

	Free disk space on C: (%)	Total disk space on C: (Gb)	Used disk space on C: (Gb)	Free disk space on D: (%)	Total disk space on D: (Gb)	Used disk space on D: (Gb)
5/11/2024	78	500	110	98	393	7
5/10/2024	78	500	110	98	393	7
5/9/2024	78	500	111	98	393	7
5/8/2024	78	500	110	98	393	7
5/7/2024	78	500	110	98	393	7
5/6/2024	78	500	111	98	393	7
5/5/2024	77	500	113	98	393	7

Harddisk Usage LLG_ABSApps02

	Free disk space on C: (%)	Total disk space on C: (Gb)	Used disk space on C: (Gb)	Free disk space on D: (%)	Total disk space on D: (Gb)	Used disk space on D: (Gb)
5/11/2024	93	500	33	97	393	14
5/10/2024	93	500	33	97	393	14
5/9/2024	93	500	33	97	393	14
5/8/2024	93	500	33	97	393	14
5/7/2024	94	500	32	97	393	14
5/6/2024	93	500	33	97	393	14
5/5/2024	93	500	33	97	393	14

Weekly SLA Customer Report

Customer LLG_Production
 Database ID 148



Harddisk Usage LLG_ABSBI01

	Free disk space on C: (%)	Total disk space on C: (Gb)	Used disk space on C: (Gb)	Free disk space on D: (%)	Total disk space on D: (Gb)	Used disk space on D: (Gb)
5/11/2024	85	446	69	91	2,681	235
5/10/2024	85	446	69	91	2,681	234
5/9/2024	85	446	69	91	2,681	234
5/8/2024	85	446	69	91	2,681	234
5/7/2024	85	446	69	91	2,681	234
5/6/2024	85	446	68	91	2,681	235
5/5/2024	85	446	68	91	2,681	237

Harddisk Usage LLG_ABSDB01

	Free disk space on C: (%)	Total disk space on C: (Gb)	Used disk space on C: (Gb)	Free disk space on D: (%)	Total disk space on D: (Gb)	Used disk space on D: (Gb)	Free disk space on E: (%)	Total disk space on E: (Gb)	Used disk space on E: (Gb)
5/11/2024	89	446	49	72	1,605	450	54	1,077	496
5/10/2024	89	446	49	72	1,605	450	54	1,077	493
5/9/2024	89	446	49	72	1,605	450	54	1,077	494
5/8/2024	88	446	52	72	1,605	450	54	1,077	494
5/7/2024	88	446	52	72	1,605	450	54	1,077	494
5/6/2024	88	446	53	72	1,605	450	54	1,077	495
5/5/2024	88	446	54	72	1,605	450	67	1,077	358

Weekly SLA Customer Report

Customer LLG_Production
 Database ID 148



Harddisk Usage LLG_ABSDB02

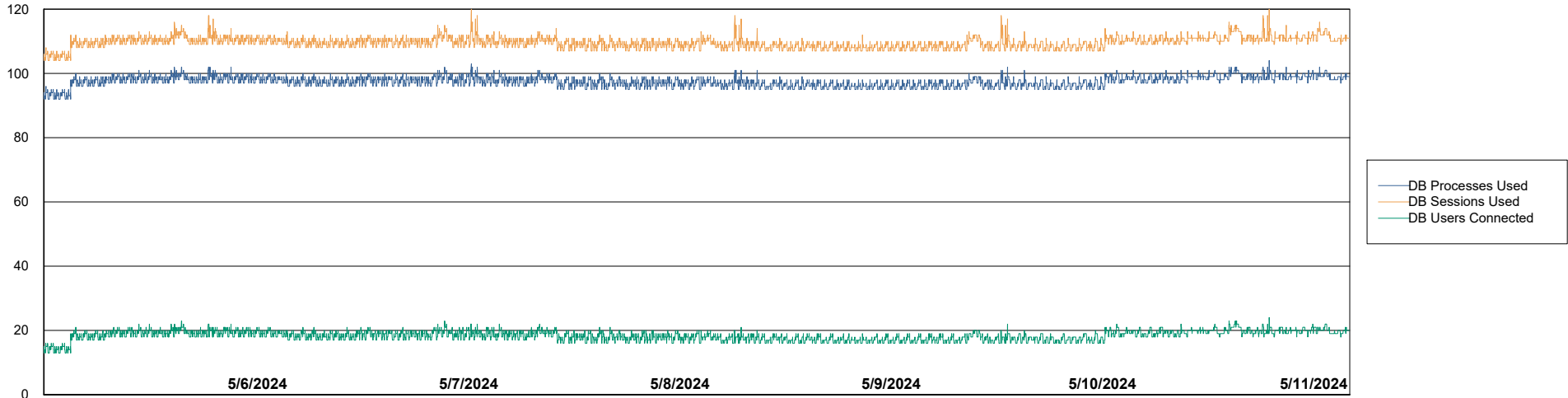
	Free disk space on C: (%)	Total disk space on C: (Gb)	Used disk space on C: (Gb)	Free disk space on D: (%)	Total disk space on D: (Gb)	Used disk space on D: (Gb)	Free disk space on E: (%)	Total disk space on E: (Gb)	Used disk space on E: (Gb)
5/11/2024	82	446	79	64	1,605	576	84	1,077	175
5/10/2024	82	446	79	64	1,605	576	84	1,077	173
5/9/2024	82	446	79	64	1,605	576	84	1,077	172
5/8/2024	82	446	79	64	1,605	576	84	1,077	170
5/7/2024	82	446	79	64	1,605	576	84	1,077	168
5/6/2024	83	446	75	64	1,605	576	84	1,077	169
5/5/2024	85	446	68	64	1,605	576	97	1,077	34

Weekly SLA Customer Report

Customer LLG_Production
Database ID 148



Database Performance LLG_ABSBI01_BI_PROD_ABS1

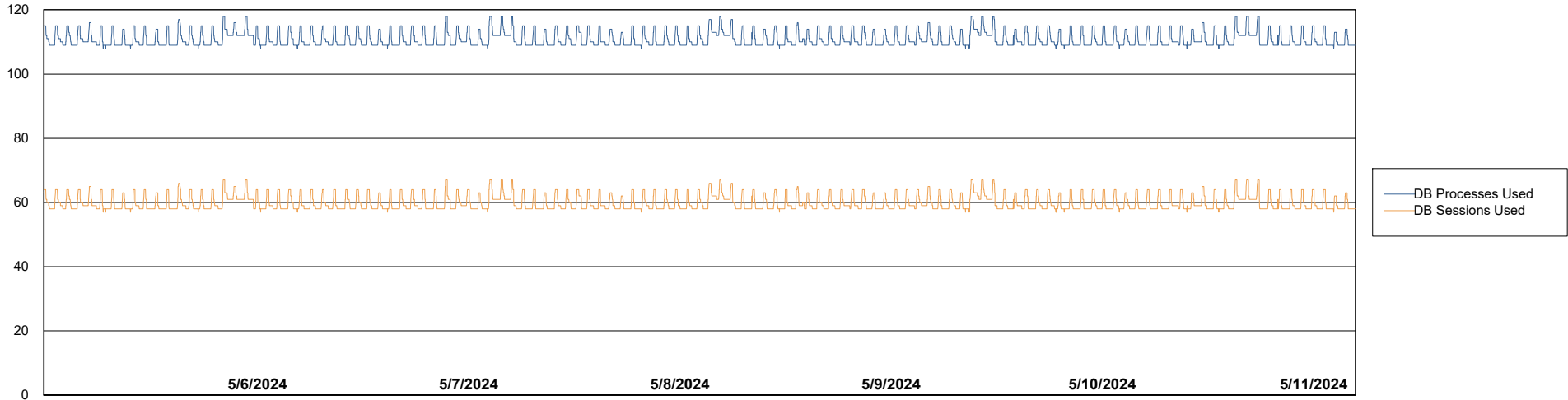


Weekly SLA Customer Report

Customer LLG_Production
Database ID 148



Database Performance LLG_ABSDB02_PROD_HSBABS1

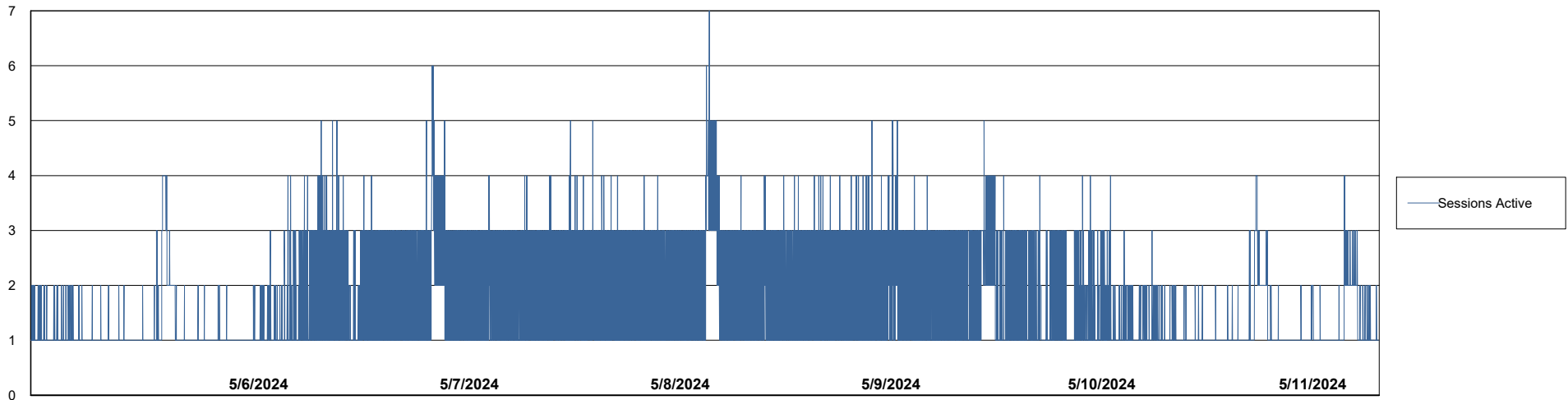
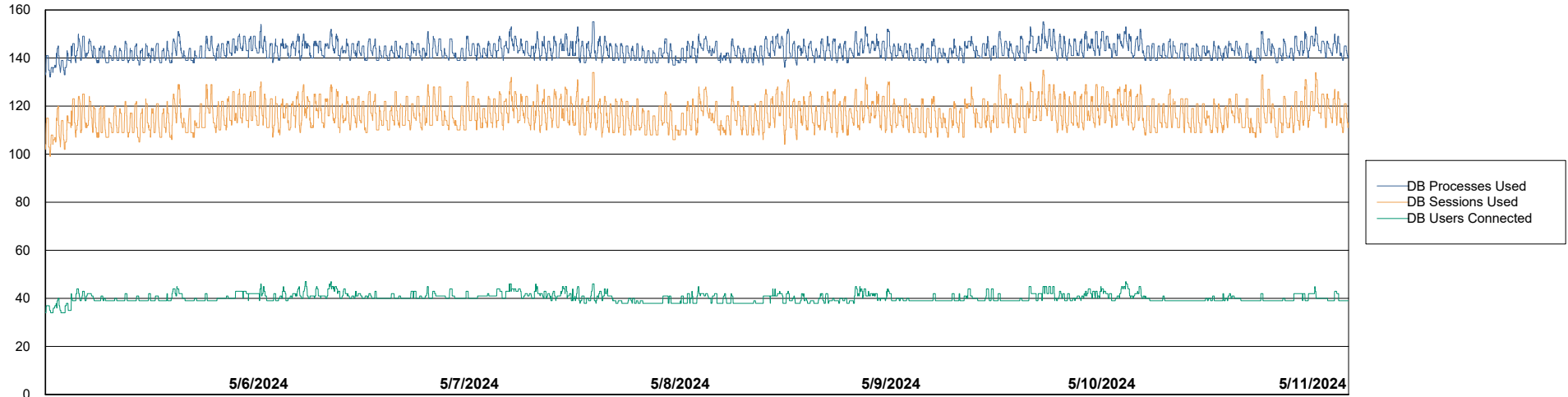


Weekly SLA Customer Report

Customer LLG_Production
Database ID 148



Database Performance LLG_ABSDB1_PROD_ABS1



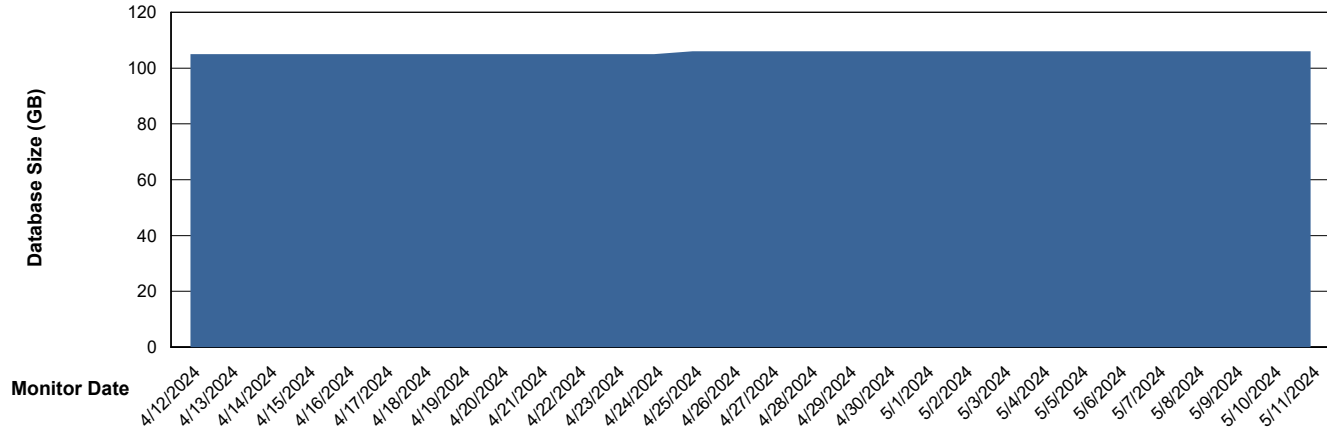
Weekly SLA Customer Report

Customer LLG_Production
Database ID 148



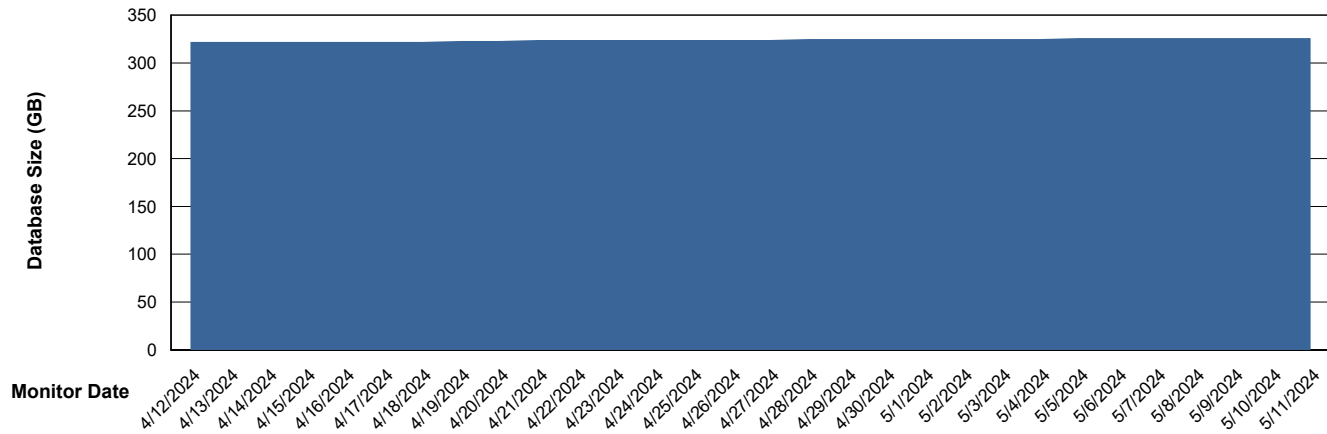
DATABASE SIZE LLG_ABSBI01_BI_PROD_ABS1

Database growth over last month



DATABASE SIZE LLG_ABSDB1_PROD_ABS1

Database growth over last month



Weekly SLA Customer Report

Customer LLG_Production
Database ID 148



Database Tablespace LLG_ABSBI01_BI_PROD_ABS1

Date	Tablespace Name	Filesize (Gb)	Usedsize (Gb)	Percentage free
5/11/2024	ABSDATA	64	44	31
	INDX	72	55	24
5/10/2024	ABSDATA	64	44	31
	INDX	72	55	24
5/9/2024	ABSDATA	64	44	31
	INDX	72	55	24
5/8/2024	ABSDATA	64	44	31
	INDX	72	55	24
5/7/2024	ABSDATA	64	44	31
	INDX	72	55	24
5/6/2024	ABSDATA	64	44	31
	INDX	72	55	24
5/5/2024	ABSDATA	64	44	31
	INDX	72	55	24

Weekly SLA Customer Report

Customer LLG_Production
 Database ID 148



Database Tablespace LLG_ABSDB1_PROD_ABS1

Date	Tablespace Name	Filesize (Gb)	Usedsize (Gb)	Percentage free
5/11/2024	ABSDATA	178	135	24
	INDX	224	180	20
5/10/2024	ABSDATA	178	135	24
	INDX	224	180	20
5/9/2024	ABSDATA	178	135	24
	INDX	224	180	20
5/8/2024	ABSDATA	178	135	24
	INDX	224	180	20
5/7/2024	ABSDATA	178	135	24
	INDX	224	180	20
5/6/2024	ABSDATA	178	135	24
	INDX	224	180	20
5/5/2024	ABSDATA	178	135	24
	INDX	224	180	20

BI Status and last ETL error for LLG_ABSBI01_BI_PROD_ABS1

	Mon 6/5/2024	Tue 7/5/2024	Wed 8/5/2024	Thu 9/5/2024	Fri 10/5/2024	Sat 11/5/2024
ABS DataWarehouse ETL Health	OK	OK	OK	OK	OK	OK
ABS DWHStaging ETL Health	OK	OK	OK	OK	OK	OK

Weekly SLA Customer Report

Customer LLG_Production
Database ID 148



BI last ETL error for	LLG_ABSBI01_BI_PROD_ABS1
-----------------------	--------------------------

Thu, 9-05-2024	None
Tue, 7-05-2024	None
Sun, 5-05-2024	None
Thu, 9-05-2024	None
Sat, 11-05-2024	None
Wed, 8-05-2024	None
Fri, 10-05-2024	None
Tue, 7-05-2024	None
Sun, 5-05-2024	None
Fri, 10-05-2024	None
Wed, 8-05-2024	None
Mon, 6-05-2024	None
Sat, 11-05-2024	None
Mon, 6-05-2024	None

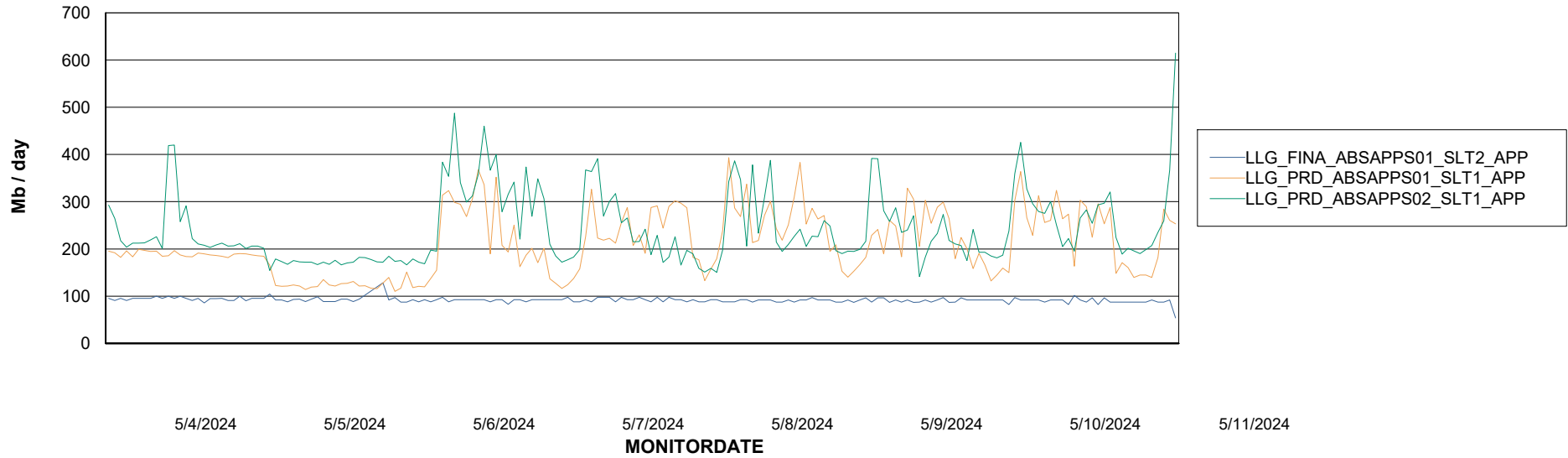
Weekly SLA Customer Report

Customer LLG_Production
Database ID 148

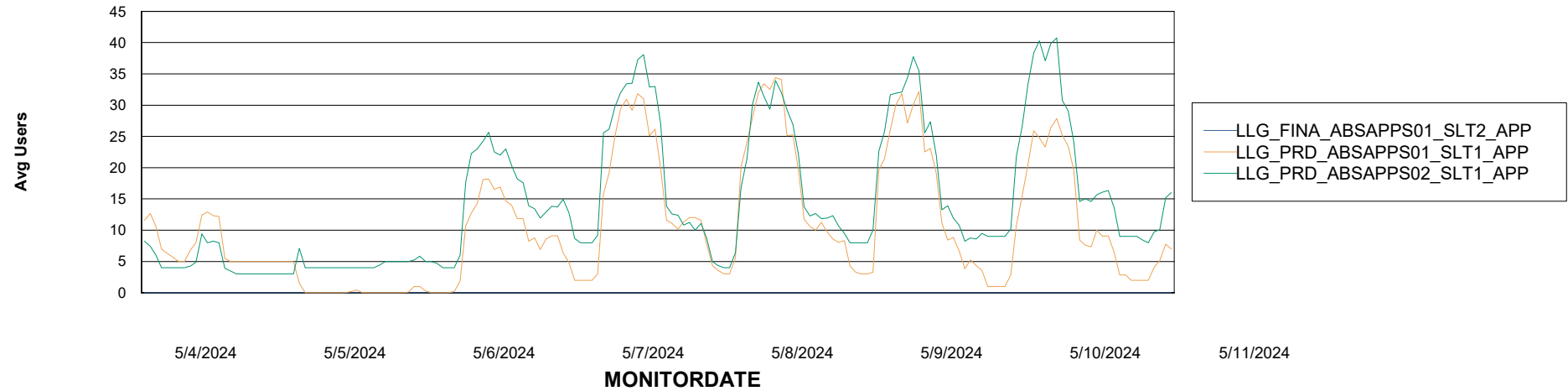


ABSSolute Application Server Services

Avg memory used per ABS Server Service



Avg users per day per ABS server



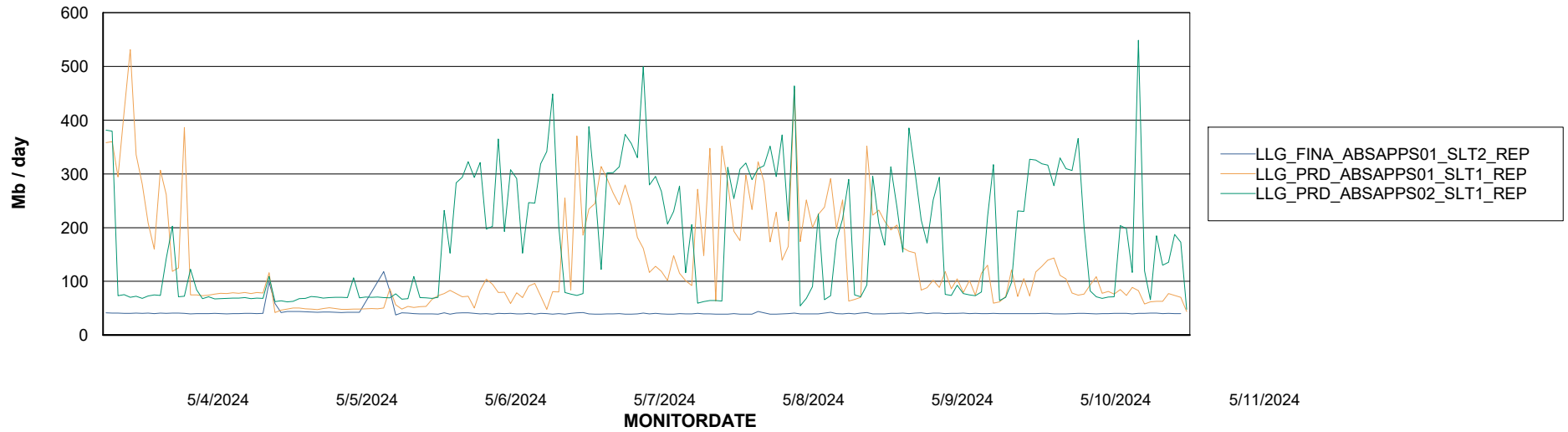
Weekly SLA Customer Report

Customer LLG_Production
Database ID 148



ABSSolute Application ReportServer Services

Avg memory used per ReportServer Service



Disaster per ABS component

