

Weekly SLA Customer Report

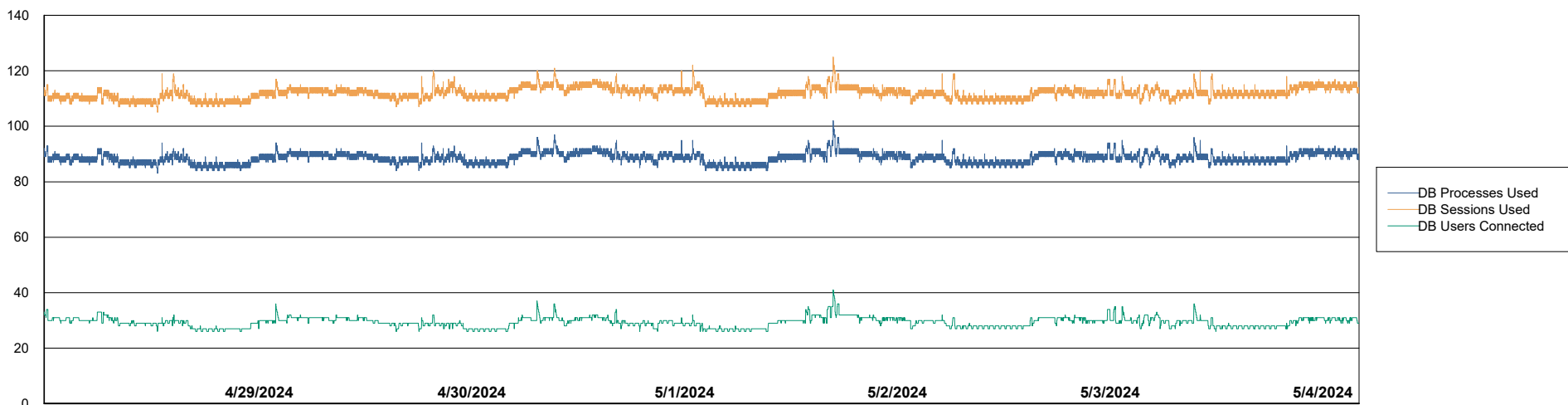
Customer RAS_Production
 Database ID 189



Harddisk Usage RAS_PRD_NEDLIN-ST-APP01

	Free disk space on C: (%)	Total disk space on C: (Gb)	Used disk space on C: (Gb)	Free disk space on D: (%)	Total disk space on D: (Gb)	Used disk space on D: (Gb)	Free disk space on E: (%)	Total disk space on E: (Gb)	Used disk space on E: (Gb)
5/4/2024	32	249	170	28	310	224	87	100	13
5/3/2024	32	249	170	28	310	223	87	100	13
5/2/2024	32	249	169	28	310	223	87	100	13
5/1/2024	32	249	169	28	310	223	86	100	14
4/30/2024	32	249	169	28	310	223	86	100	14
4/29/2024	33	249	168	28	310	223	86	100	14
4/28/2024	33	249	167	28	310	223	86	100	14

Database Performance RAS_PRD_NEDLIN-ST-APP01_ABS1



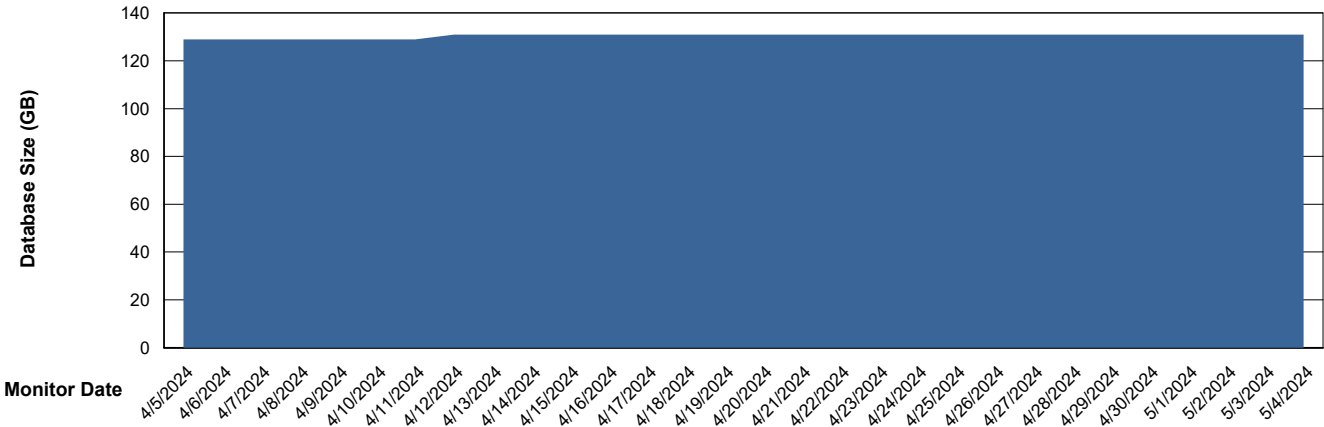
Weekly SLA Customer Report

Customer RAS_Production
 Database ID 189



DATABASE SIZE RAS_PRD_NEDLIN-ST-APP01_ABS1

Database growth over last month



Database Tablespace RAS_PRD_NEDLIN-ST-APP01_ABS1

Date	Tablespace Name	Filesize (Gb)	Usedsize (Gb)	Percentage free
5/4/2024	ABSDATA	60	35	42
	INDX	128	87	32
5/3/2024	ABSDATA	60	35	42
	INDX	128	87	32
5/2/2024	ABSDATA	60	35	42
	INDX	128	87	32
5/1/2024	ABSDATA	60	35	42
	INDX	128	87	32
4/30/2024	ABSDATA	60	35	42
	INDX	128	87	32
4/29/2024	ABSDATA	60	35	42
	INDX	128	87	32
4/28/2024	ABSDATA	60	35	42
	INDX	128	87	32

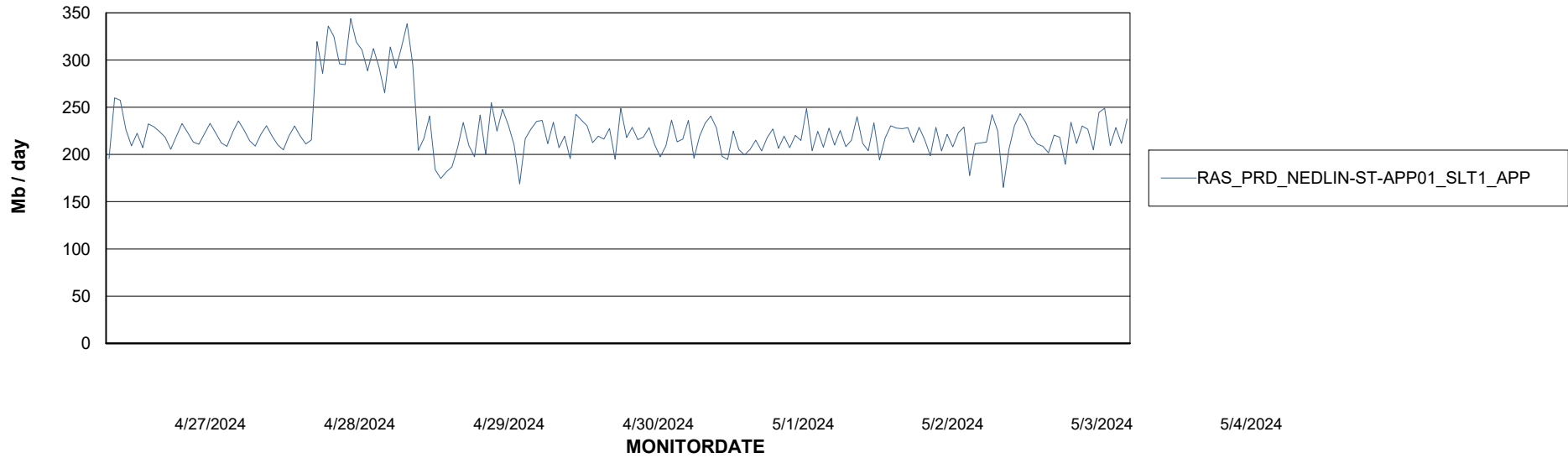
Weekly SLA Customer Report

Customer RAS_Production
Database ID 189

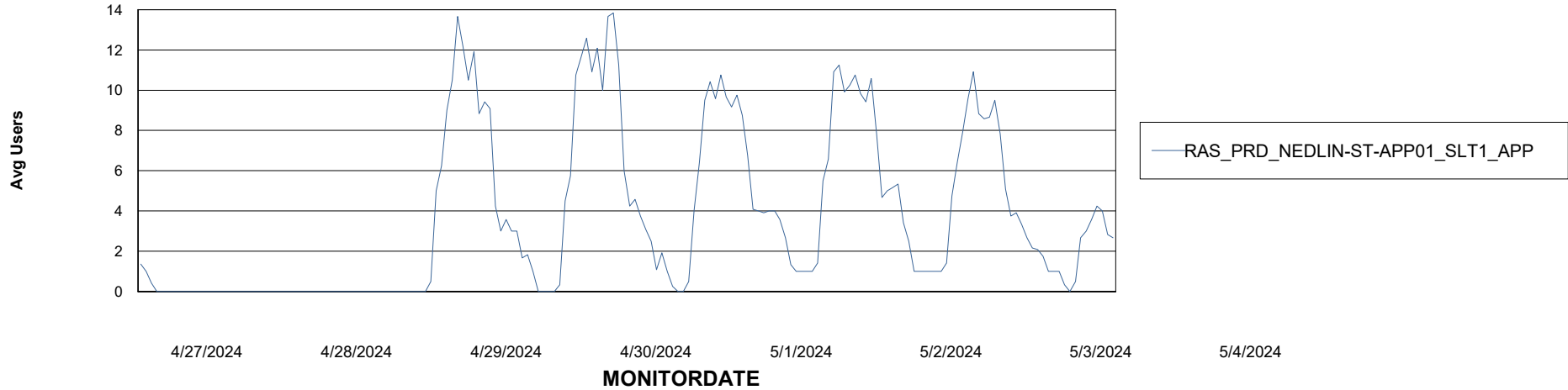


ABSSolute Application Server Services

Avg memory used per ABS Server Service



Avg users per day per ABS server



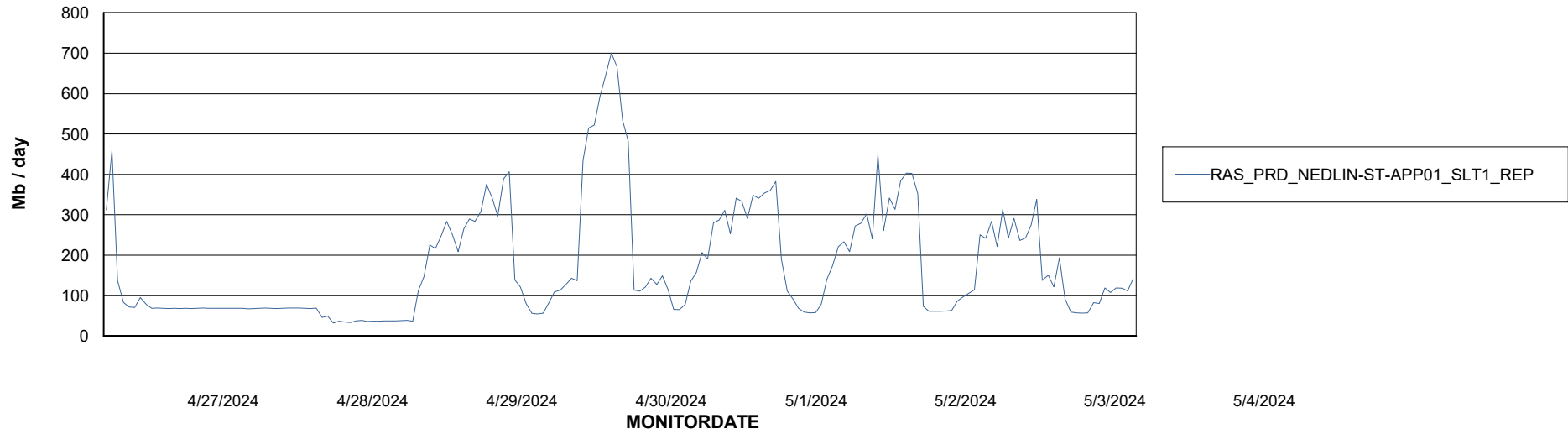
Weekly SLA Customer Report

Customer RAS_Production
Database ID 189



ABSSolute Application ReportServer Services

Avg memory used per ReportServer Service



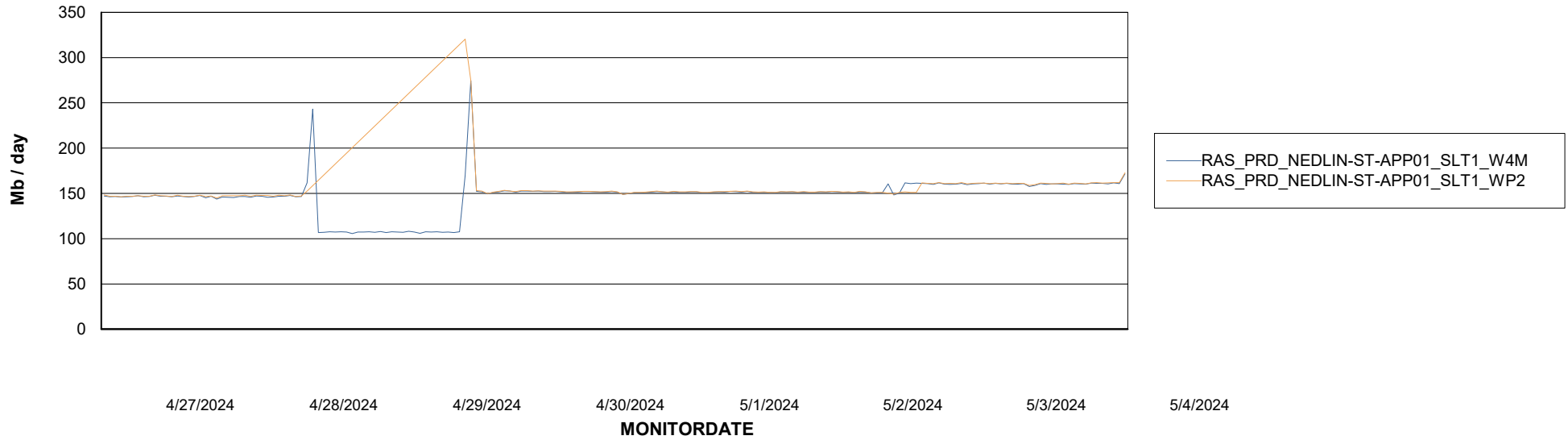
Weekly SLA Customer Report

Customer RAS_Production
Database ID 189



ABSolute Web Component Services

Avg memory used per ABS Web component



Weekly SLA Customer Report

Customer RAS_Production
Database ID 189



Disaster per ABS component

