

Weekly SLA Customer Report

Customer LLG_Production
 Database ID 148



Harddisk Usage LLG_ABSAPPS01

	Free disk space on C: (%)	Total disk space on C: (Gb)	Used disk space on C: (Gb)	Free disk space on D: (%)	Total disk space on D: (Gb)	Used disk space on D: (Gb)
5/4/2024	77	500	113	98	393	7
5/3/2024	77	500	113	98	393	7
5/2/2024	77	500	113	98	393	7
5/1/2024	77	500	113	98	393	7
4/30/2024	77	500	113	98	393	7
4/29/2024	77	500	113	98	393	7
4/28/2024	77	500	113	98	393	7

Harddisk Usage LLG_ABSApps02

	Free disk space on C: (%)	Total disk space on C: (Gb)	Used disk space on C: (Gb)	Free disk space on D: (%)	Total disk space on D: (Gb)	Used disk space on D: (Gb)
5/4/2024	93	500	33	97	393	14
5/3/2024	93	500	33	97	393	14
5/2/2024	93	500	33	97	393	14
5/1/2024	93	500	33	97	393	14
4/30/2024	93	500	33	97	393	14
4/29/2024	93	500	33	97	393	14
4/28/2024	93	500	33	97	393	14

Weekly SLA Customer Report

Customer LLG_Production
 Database ID 148



Harddisk Usage LLG_ABSBI01

	Free disk space on C: (%)	Total disk space on C: (Gb)	Used disk space on C: (Gb)	Free disk space on D: (%)	Total disk space on D: (Gb)	Used disk space on D: (Gb)
5/4/2024	84	446	70	91	2,681	238
5/3/2024	84	446	70	91	2,681	237
5/2/2024	84	446	70	91	2,681	237
5/1/2024	84	446	70	91	2,681	237
4/30/2024	84	446	70	91	2,681	237
4/29/2024	84	446	70	91	2,681	237
4/28/2024	84	446	70	91	2,681	237

Harddisk Usage LLG_ABSDB01

	Free disk space on C: (%)	Total disk space on C: (Gb)	Used disk space on C: (Gb)	Free disk space on D: (%)	Total disk space on D: (Gb)	Used disk space on D: (Gb)	Free disk space on E: (%)	Total disk space on E: (Gb)	Used disk space on E: (Gb)
5/4/2024	88	446	53	72	1,605	450	54	1,077	500
5/3/2024	88	446	53	72	1,605	450	54	1,077	499
5/2/2024	88	446	53	72	1,605	450	54	1,077	499
5/1/2024	88	446	52	72	1,605	450	54	1,077	499
4/30/2024	88	446	53	72	1,605	450	54	1,077	499
4/29/2024	88	446	53	72	1,605	450	54	1,077	499
4/28/2024	88	446	53	72	1,605	450	67	1,077	360

Weekly SLA Customer Report

Customer LLG_Production
Database ID 148



Harddisk Usage LLG_ABSDB02

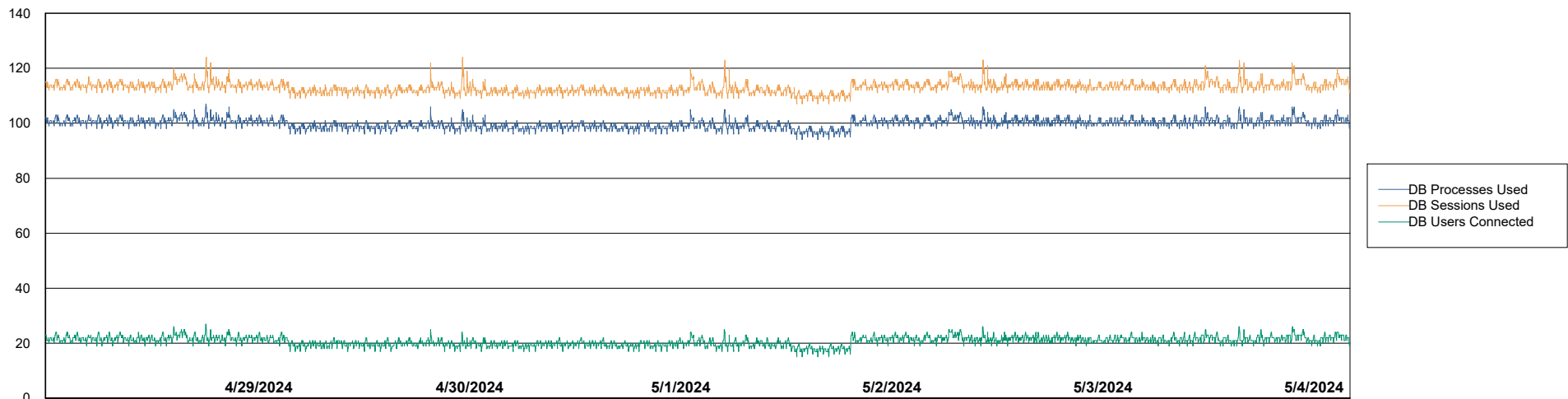
	Free disk space on C: (%)	Total disk space on C: (Gb)	Used disk space on C: (Gb)	Free disk space on D: (%)	Total disk space on D: (Gb)	Used disk space on D: (Gb)	Free disk space on E: (%)	Total disk space on E: (Gb)	Used disk space on E: (Gb)
5/4/2024	85	446	68	64	1,605	576	99	1,077	9
5/3/2024	85	446	68	64	1,605	576	99	1,077	7
5/2/2024	85	446	68	64	1,605	576	95	1,077	52
5/1/2024	85	446	68	64	1,605	576	84	1,077	170
4/30/2024	85	446	68	64	1,605	576	84	1,077	168
4/29/2024	86	446	64	64	1,605	576	84	1,077	169
4/28/2024	87	446	57	64	1,605	576	97	1,077	34

Weekly SLA Customer Report

Customer LLG_Production
Database ID 148



Database Performance LLG_ABSBI01_BI_PROD_ABS1



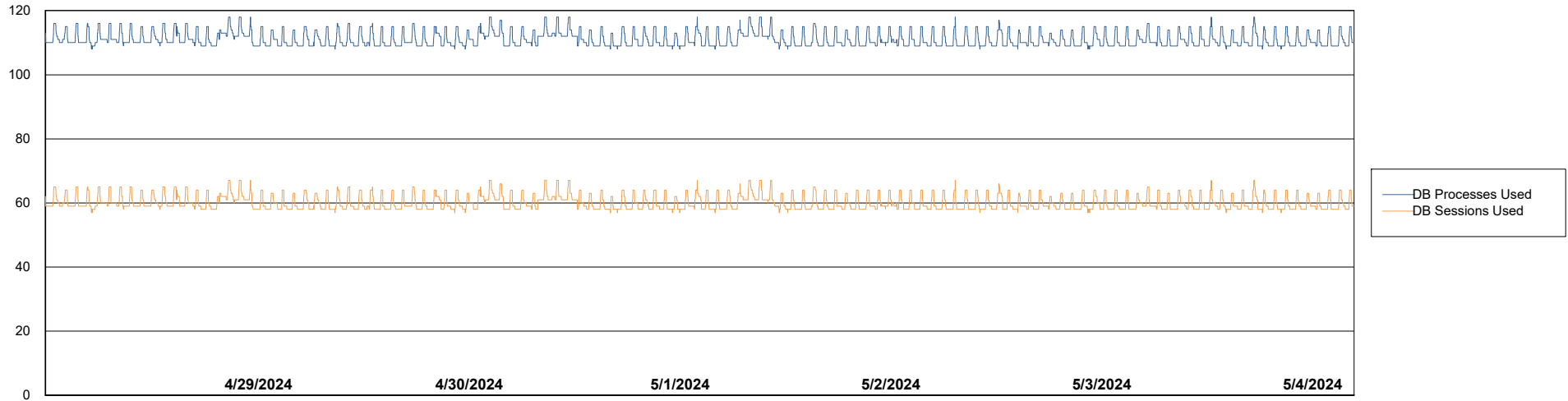
Weekly SLA Customer Report

Customer LLG_Production
Database ID 148



Database Performance LLG_ABSDB02_PROD_HSBABS1

DB Processes Max 300
DB Processes Max 4
DB Processes Max 0

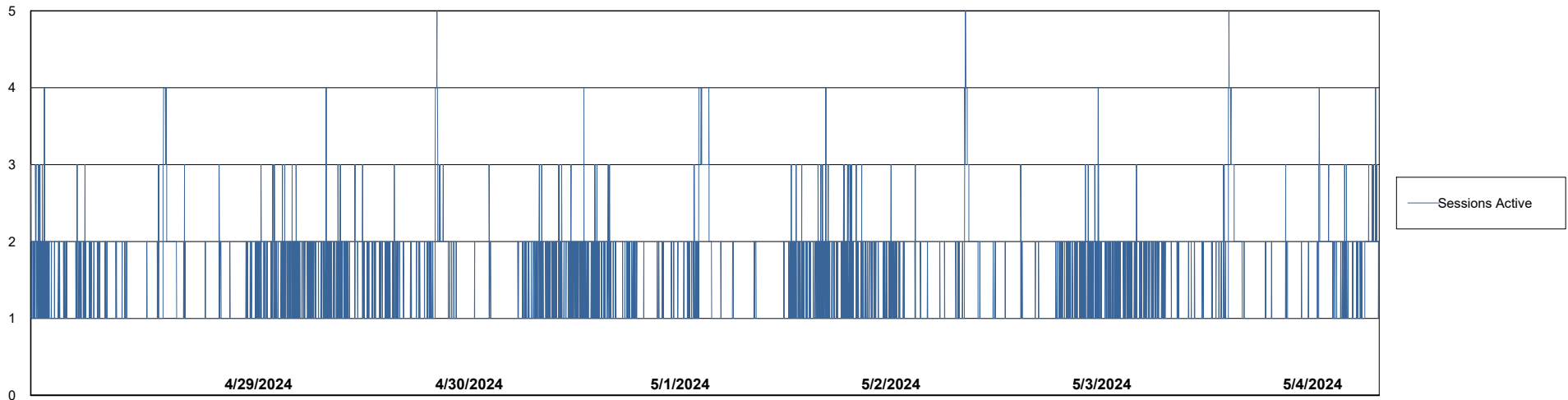
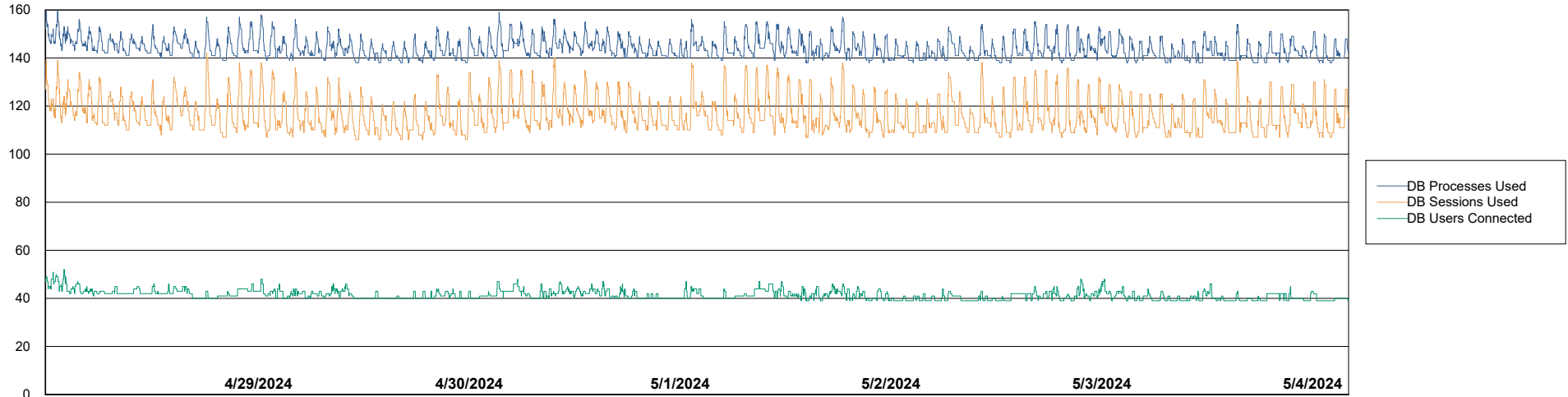


Weekly SLA Customer Report

Customer LLG_Production
Database ID 148



Database Performance LLG_ABSDB1_PROD_ABS1



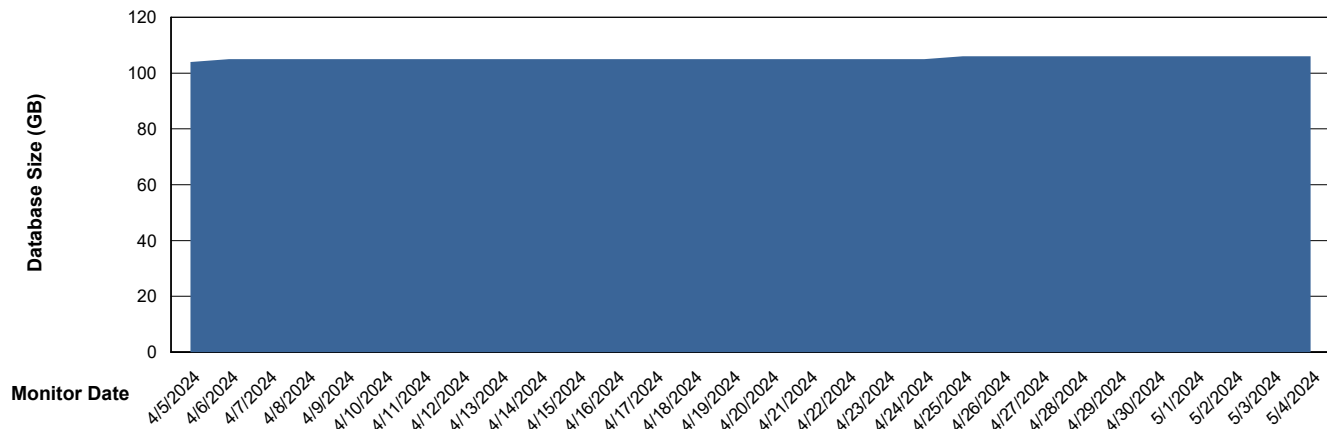
Weekly SLA Customer Report

Customer LLG_Production
Database ID 148




DATABASE SIZE LLG_ABSBI01_BI_PROD_ABS1

Database growth over last month



DATABASE SIZE LLG_ABSDB02_PROD_HSBABS1



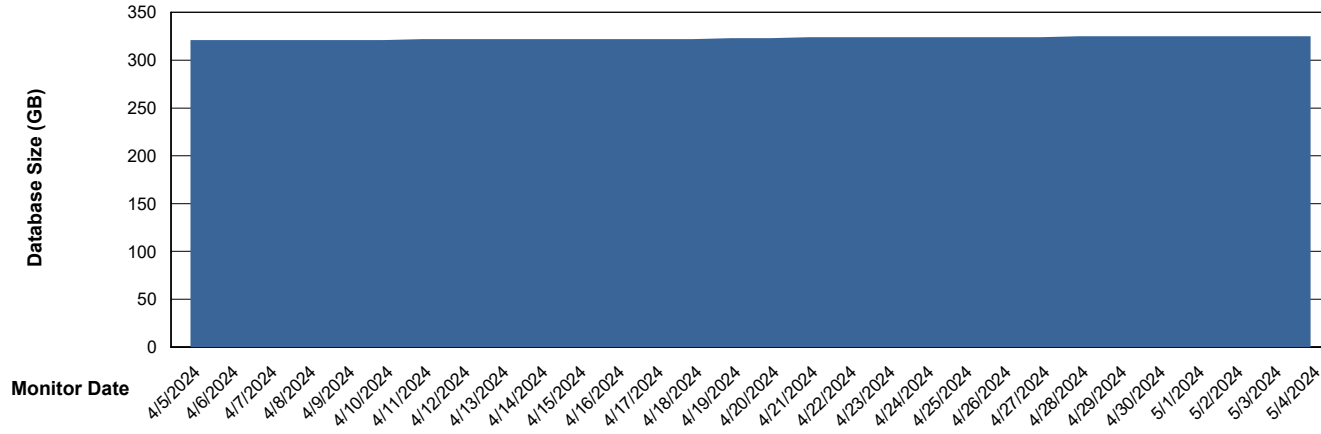
Weekly SLA Customer Report

Customer LLG_Production
Database ID 148



DATABASE SIZE LLG_ABSDB1_PROD_ABS1

Database growth over last month



Weekly SLA Customer Report

Customer LLG_Production
 Database ID 148



Database Tablespace LLG_ABSBI01_BI_PROD_ABS1

Date	Tablespace Name	Filesize (Gb)	Usedsize (Gb)	Percentage free
5/4/2024	ABSDATA	64	44	31
	INDX	72	55	24
5/3/2024	ABSDATA	64	44	31
	INDX	72	55	24
5/2/2024	ABSDATA	64	44	31
	INDX	72	55	24
5/1/2024	ABSDATA	64	44	32
	INDX	72	55	24
4/30/2024	ABSDATA	64	44	32
	INDX	72	55	24
4/29/2024	ABSDATA	64	44	32
	INDX	72	55	24
4/28/2024	ABSDATA	64	44	32
	INDX	72	55	24

Weekly SLA Customer Report

Customer LLG_Production
 Database ID 148



Database Tablespace LLG_ABSDB1_PROD_ABS1

Date	Tablespace Name	Filesize (Gb)	Usedsize (Gb)	Percentage free
5/4/2024	ABSDATA	178	135	24
	INDX	224	179	20
5/3/2024	ABSDATA	178	135	24
	INDX	224	179	20
5/2/2024	ABSDATA	178	135	24
	INDX	224	179	20
5/1/2024	ABSDATA	178	135	24
	INDX	224	179	20
4/30/2024	ABSDATA	178	135	24
	INDX	224	179	20
4/29/2024	ABSDATA	178	135	24
	INDX	224	179	20
4/28/2024	ABSDATA	178	135	24
	INDX	224	179	20

BI Status and last ETL error for LLG_ABSBI01_BI_PROD_ABS1

	Mon 29/4/2024	Tue 30/4/2024	Wed 1/5/2024	Thu 2/5/2024	Fri 3/5/2024	Sat 4/5/2024
ABS DataWarehouse ETL Health	OK	OK	OK	OK	OK	OK
ABS DWHStaging ETL Health	OK	OK	OK	OK	OK	OK

Weekly SLA Customer Report

Customer LLG_Production
Database ID 148



BI last ETL error for	LLG_ABSBI01_BI_PROD_ABS1
-----------------------	--------------------------

Sat, 4-05-2024	None
Mon, 29-04-2024	None
Tue, 30-04-2024	None
Thu, 2-05-2024	None
Tue, 30-04-2024	None
Sun, 28-04-2024	None
Mon, 29-04-2024	None
Wed, 1-05-2024	None
Sat, 4-05-2024	None
Wed, 1-05-2024	None
Sun, 28-04-2024	None
Fri, 3-05-2024	None
Thu, 2-05-2024	None
Fri, 3-05-2024	None

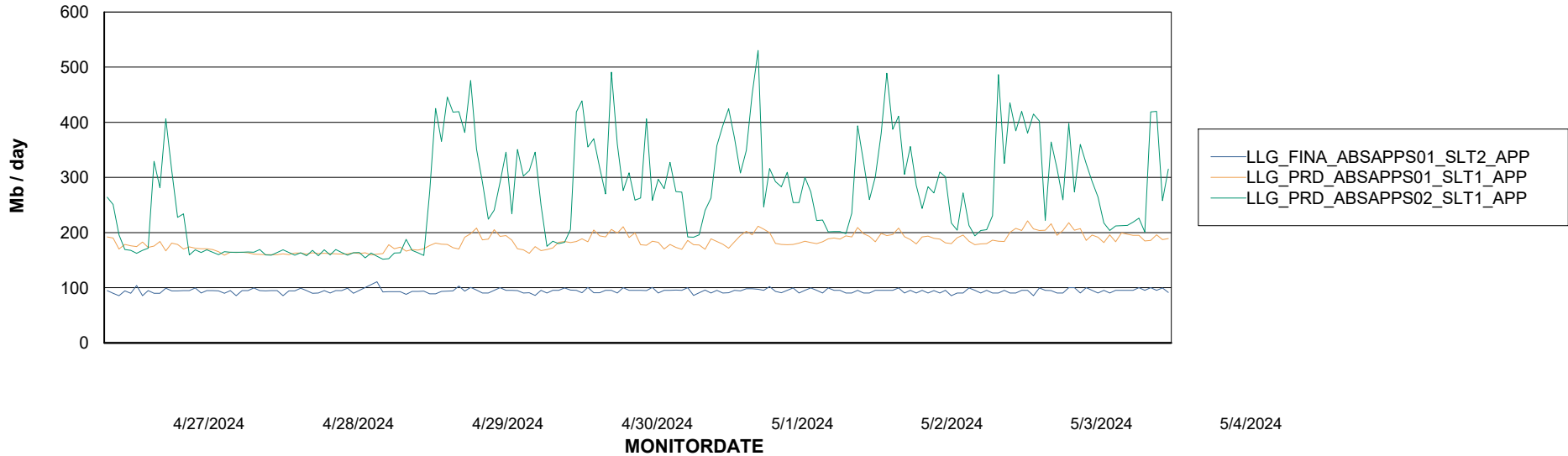
Weekly SLA Customer Report

Customer LLG_Production
Database ID 148

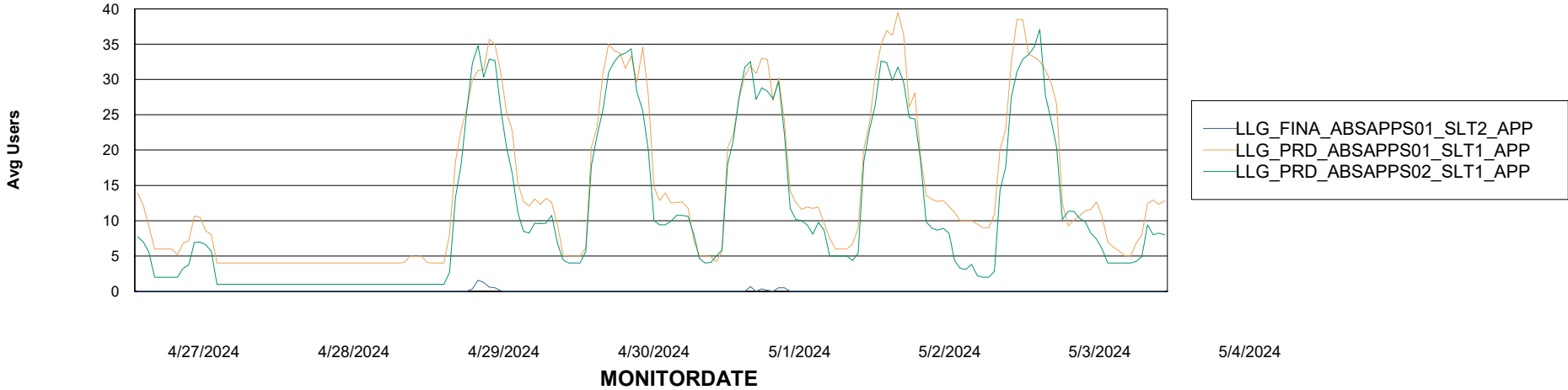


ABSSolute Application Server Services

Avg memory used per ABS Server Service



Avg users per day per ABS server



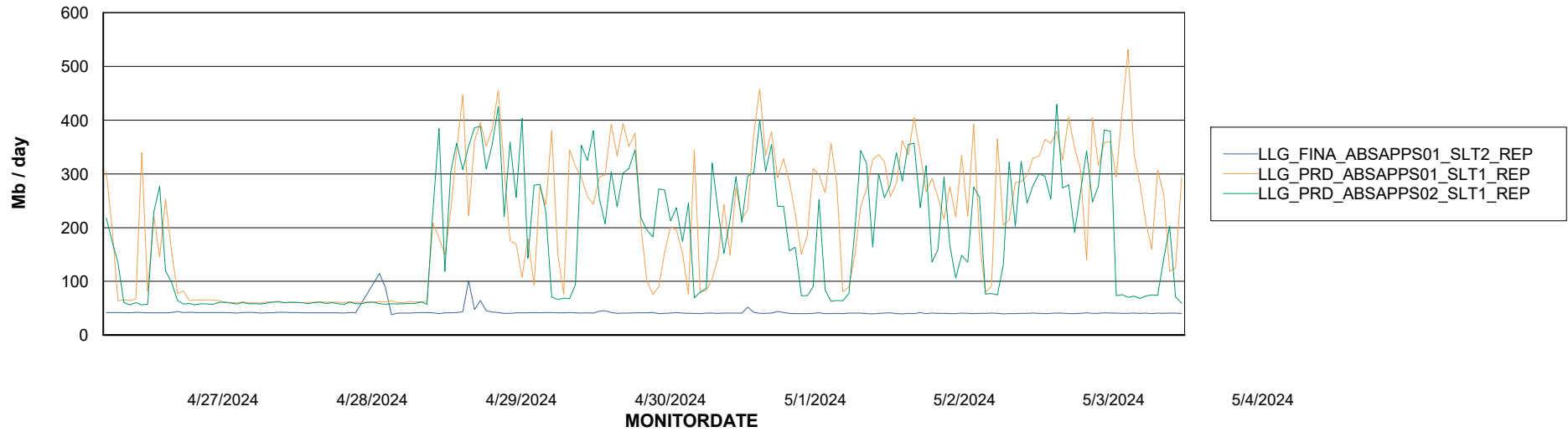
Weekly SLA Customer Report

Customer LLG_Production
Database ID 148



ABSSolute Application ReportServer Services

Avg memory used per ReportServer Service



Disaster per ABS component

