

# Weekly SLA Customer Report

Customer LLG\_Production  
Database ID 148



## Harddisk Usage LLG\_ABSAPPS01

	Free disk space on C: (%)	Total disk space on C: (Gb)	Used disk space on C: (Gb)	Free disk space on D: (%)	Total disk space on D: (Gb)	Used disk space on D: (Gb)
4/20/2024	77	500	114	98	393	7
4/19/2024	77	500	114	98	393	7
4/18/2024	77	500	114	98	393	7
4/17/2024	77	500	114	98	393	7
4/16/2024	77	500	114	98	393	7
4/15/2024	77	500	115	98	393	7
4/14/2024	77	500	115	98	393	7

## Harddisk Usage LLG\_ABSApps02

	Free disk space on C: (%)	Total disk space on C: (Gb)	Used disk space on C: (Gb)	Free disk space on D: (%)	Total disk space on D: (Gb)	Used disk space on D: (Gb)
4/20/2024	93	500	36	97	393	14
4/19/2024	93	500	36	97	393	14
4/18/2024	93	500	35	97	393	14
4/17/2024	93	500	35	97	393	13
4/16/2024	93	500	35	97	393	13
4/15/2024	93	500	35	97	393	13
4/14/2024	93	500	35	97	393	13

# Weekly SLA Customer Report

Customer LLG\_Production  
Database ID 148



## Harddisk Usage LLG\_ABSBI01

	Free disk space on C: (%)	Total disk space on C: (Gb)	Used disk space on C: (Gb)	Free disk space on D: (%)	Total disk space on D: (Gb)	Used disk space on D: (Gb)
4/20/2024	84	446	70	91	2,681	237
4/19/2024	84	446	70	91	2,681	237
4/18/2024	84	446	69	91	2,681	237
4/17/2024	84	446	69	91	2,681	237
4/16/2024	84	446	69	91	2,681	237
4/15/2024	84	446	70	91	2,681	237
4/14/2024	84	446	70	91	2,681	237

## Harddisk Usage LLG\_ABSDB01

	Free disk space on C: (%)	Total disk space on C: (Gb)	Used disk space on C: (Gb)	Free disk space on D: (%)	Total disk space on D: (Gb)	Used disk space on D: (Gb)	Free disk space on E: (%)	Total disk space on E: (Gb)	Used disk space on E: (Gb)
4/20/2024	88	446	53	72	1,605	450	54	1,077	496
4/19/2024	88	446	53	72	1,605	450	54	1,077	494
4/18/2024	88	446	52	72	1,605	450	54	1,077	494
4/17/2024	88	446	52	72	1,605	450	54	1,077	494
4/16/2024	88	446	52	72	1,605	450	54	1,077	493
4/15/2024	88	446	52	72	1,605	450	54	1,077	494
4/14/2024	88	446	52	72	1,605	450	67	1,077	355

# Weekly SLA Customer Report

Customer LLG\_Production  
 Database ID 148



Harddisk Usage LLG\_ABSDB02

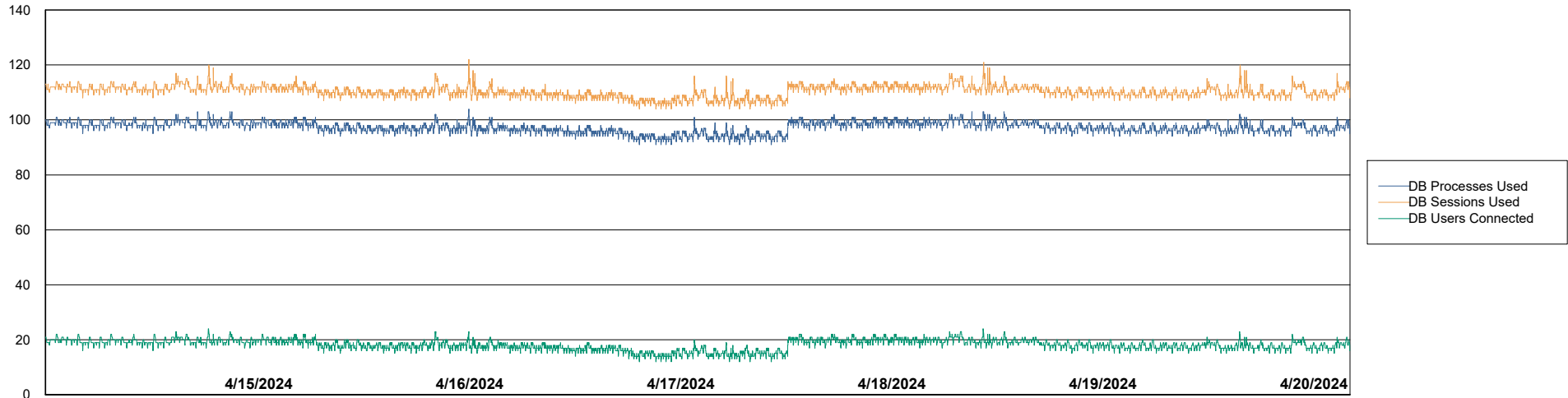
	Free disk space on C: (%)	Total disk space on C: (Gb)	Used disk space on C: (Gb)	Free disk space on D: (%)	Total disk space on D: (Gb)	Used disk space on D: (Gb)	Free disk space on E: (%)	Total disk space on E: (Gb)	Used disk space on E: (Gb)
4/20/2024	89	446	48	64	1,605	576	99	1,077	8
4/19/2024	89	446	48	64	1,605	576	99	1,077	7
4/18/2024	89	446	48	64	1,605	576	90	1,077	104
4/17/2024	89	446	48	64	1,605	576	84	1,077	169
4/16/2024	89	446	48	64	1,605	576	85	1,077	167
4/15/2024	89	446	48	64	1,605	576	75	1,077	268
4/14/2024	89	446	48	64	1,605	576	81	1,077	204

# Weekly SLA Customer Report

Customer LLG\_Production  
Database ID 148



## Database Performance LLG\_ABSBI01\_BI\_PROD\_ABS1



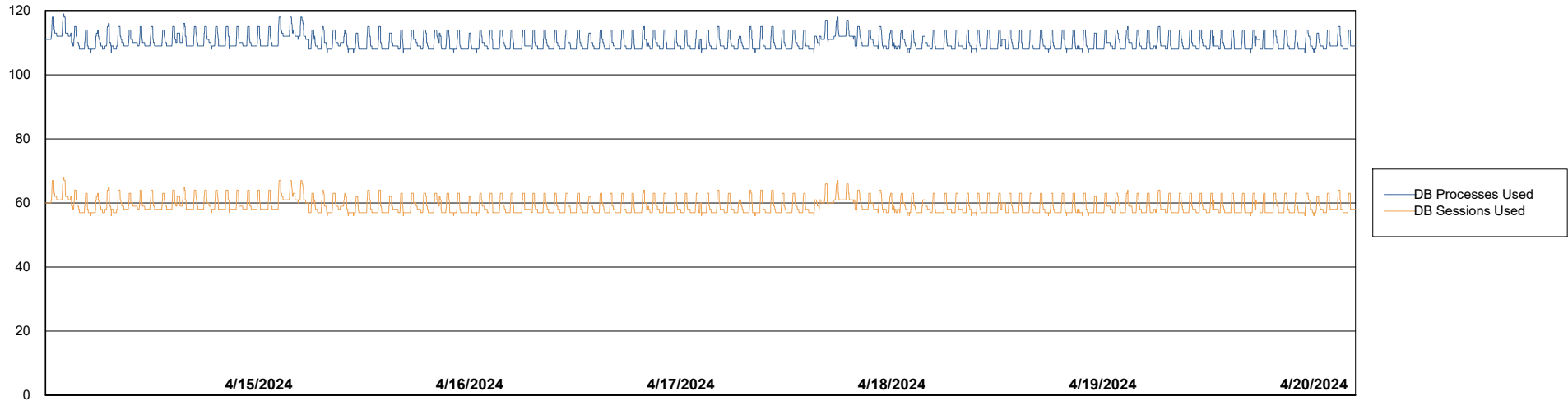
# Weekly SLA Customer Report

Customer LLG\_Production  
Database ID 148



Database Performance LLG\_ABSDB02\_PROD\_HSBABS1

DB Processes Max 300  
DB Processes Max 0  
DB Processes Max 4

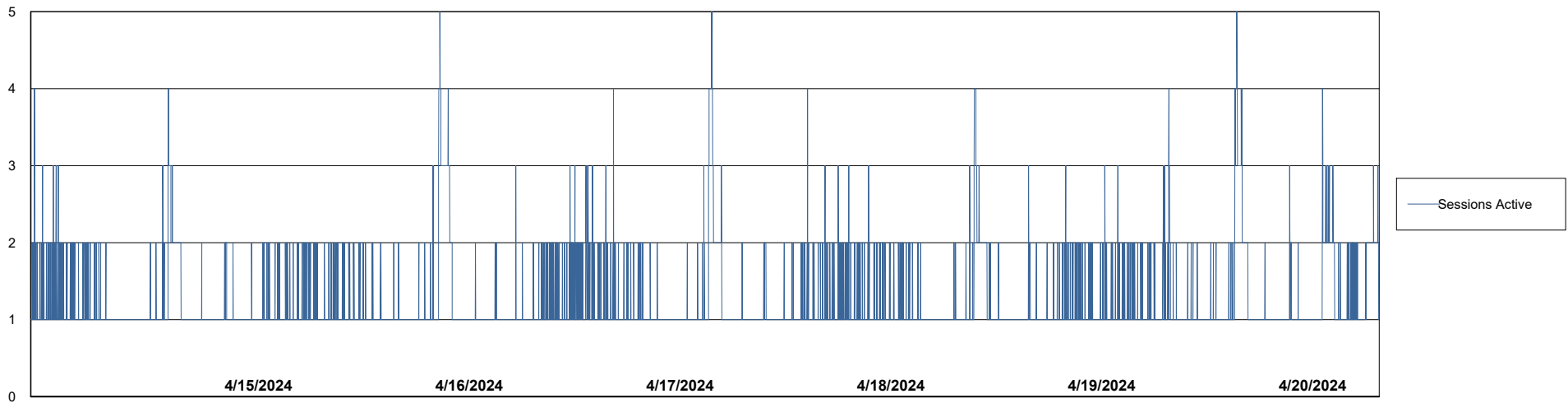
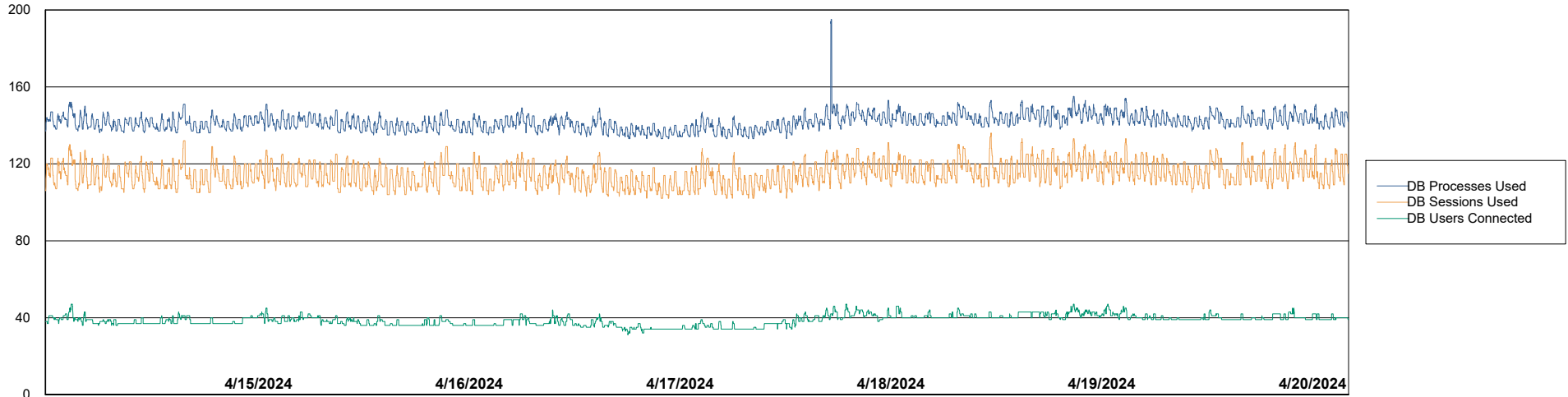


# Weekly SLA Customer Report

Customer LLG\_Production  
Database ID 148



## Database Performance LLG\_ABSDB1\_PROD\_ABS1



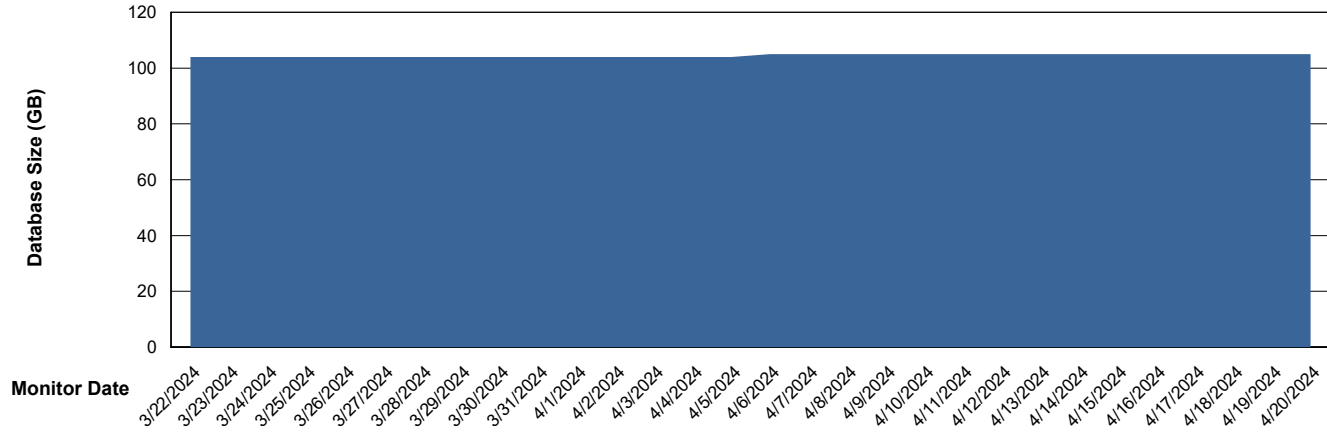
# Weekly SLA Customer Report

Customer LLG\_Production  
Database ID 148




DATABASE SIZE LLG\_ABSBI01\_BI\_PROD\_ABS1

### Database growth over last month



DATABASE SIZE LLG\_ABSDB02\_PROD\_HSBABS1



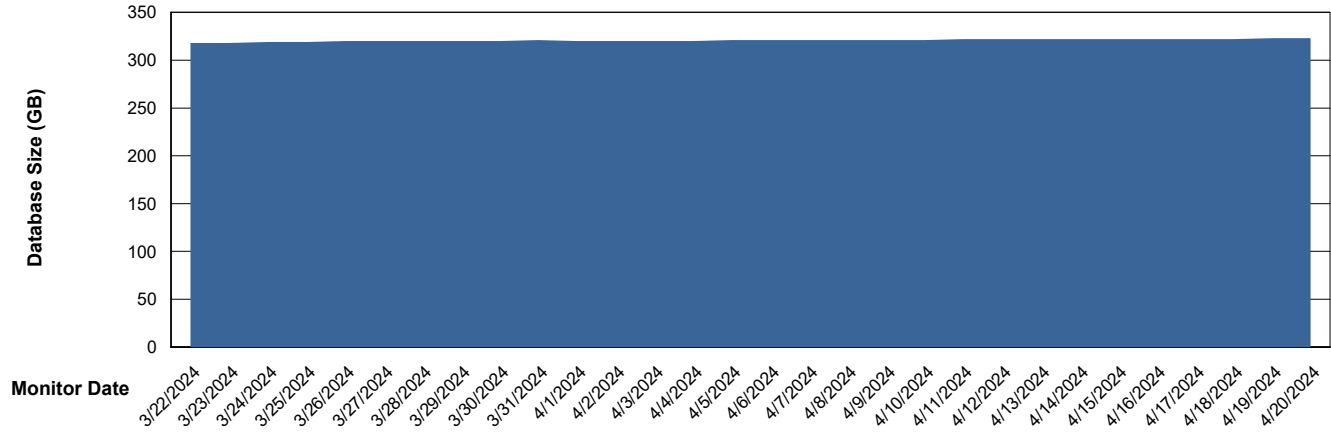
# Weekly SLA Customer Report

Customer LLG\_Production  
Database ID 148



DATABASE SIZE LLG\_ABSDB1\_PROD\_ABS1

### Database growth over last month



# Weekly SLA Customer Report

Customer LLG\_Production  
 Database ID 148



Database Tablespace LLG\_ABSBI01\_BI\_PROD\_ABS1

Date	Tablespace Name	Filesize (Gb)	Usedsize (Gb)	Percentage free
4/20/2024	ABSDATA	64	44	32
	INDX	72	54	25
4/19/2024	ABSDATA	64	44	32
	INDX	72	54	25
4/18/2024	ABSDATA	64	43	32
	INDX	72	54	25
4/17/2024	ABSDATA	64	43	32
	INDX	72	54	25
4/16/2024	ABSDATA	64	43	32
	INDX	72	54	25
4/15/2024	ABSDATA	64	43	32
	INDX	72	54	25
4/14/2024	ABSDATA	64	43	32
	INDX	72	54	25

# Weekly SLA Customer Report

Customer LLG\_Production  
 Database ID 148



Database Tablespace LLG\_ABSDB1\_PROD\_ABS1

Date	Tablespace Name	Filesize (Gb)	Usedsize (Gb)	Percentage free
4/20/2024	ABSDATA	178	134	25
	INDX	224	178	20
4/19/2024	ABSDATA	178	134	25
	INDX	224	178	20
4/18/2024	ABSDATA	178	134	25
	INDX	224	178	20
4/17/2024	ABSDATA	178	134	25
	INDX	224	178	20
4/16/2024	ABSDATA	178	134	25
	INDX	224	178	21
4/15/2024	ABSDATA	178	134	25
	INDX	224	178	21
4/14/2024	ABSDATA	178	134	25
	INDX	224	178	21

BI Status and last ETL error for LLG\_ABSBI01\_BI\_PROD\_ABS1

	Mon 15/4/2024	Tue 16/4/2024	Wed 17/4/2024	Thu 18/4/2024	Fri 19/4/2024	Sat 20/4/2024
<b>ABS DataWarehouse ETL Health</b>	OK	OK	OK	OK	OK	OK
<b>ABS DWHStaging ETL Health</b>	OK	OK	OK	OK	OK	OK

# Weekly SLA Customer Report

Customer LLG\_Production  
Database ID 148



BI last ETL error for	LLG_ABSBI01_BI_PROD_ABS1
-----------------------	--------------------------

Tue, 16-04-2024	None
Sun, 14-04-2024	None
Mon, 15-04-2024	None
Sat, 20-04-2024	None
Tue, 16-04-2024	None
Sat, 20-04-2024	None
Sun, 14-04-2024	None
Mon, 15-04-2024	None
Fri, 19-04-2024	None
Wed, 17-04-2024	None
Thu, 18-04-2024	None
Fri, 19-04-2024	None
Wed, 17-04-2024	None
Thu, 18-04-2024	None

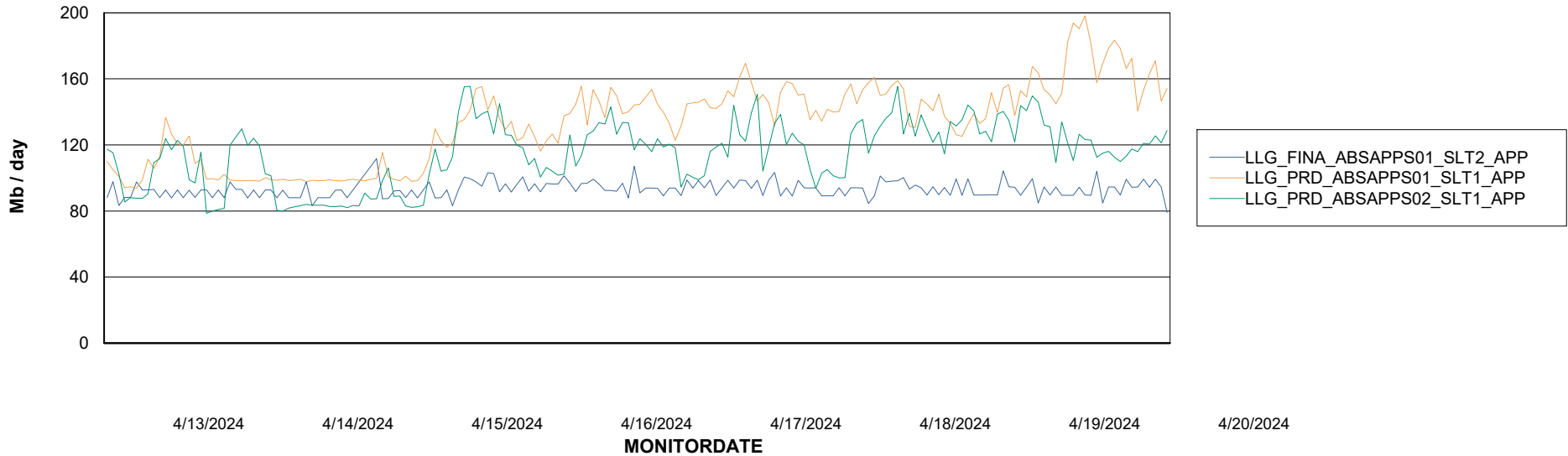
# Weekly SLA Customer Report

Customer LLG\_Production  
Database ID 148

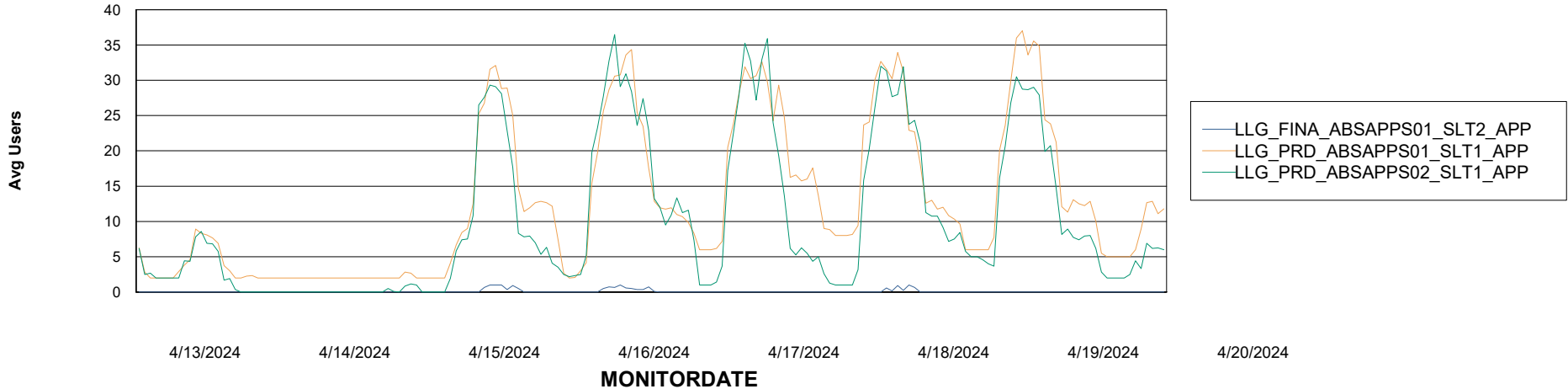


## ABSSolute Application Server Services

### Avg memory used per ABS Server Service



### Avg users per day per ABS server



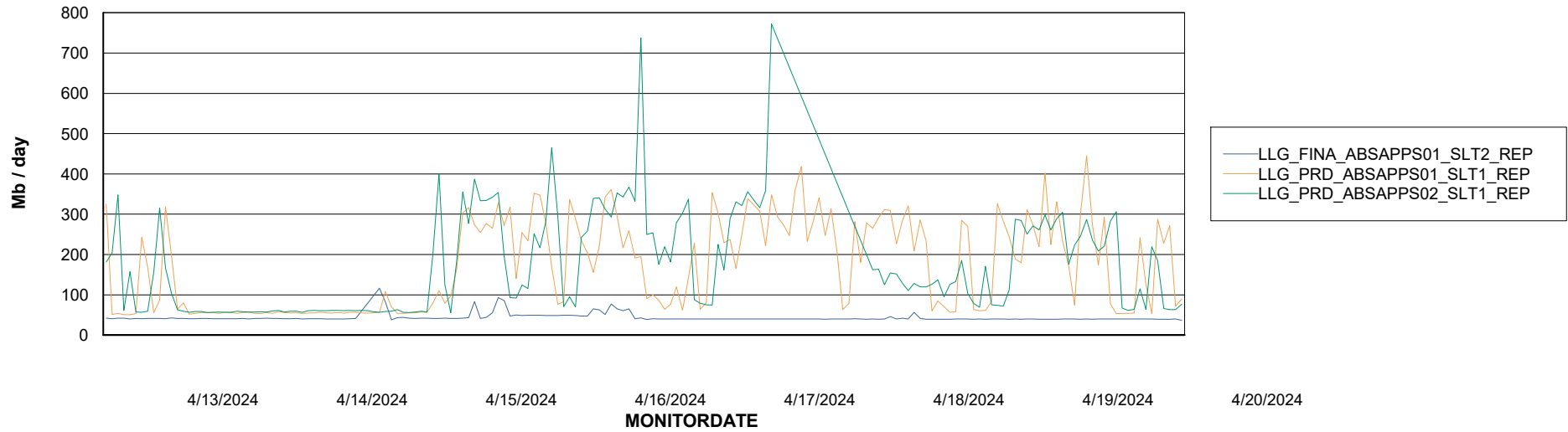
# Weekly SLA Customer Report

Customer LLG\_Production  
Database ID 148



## ABSSolute Application ReportServer Services

### Avg memory used per ReportServer Service



### Disaster per ABS component

